

Visit dhorc.co.uk or Find us on **facebook**

Derby HO Racing Club 
www.dhorc.co.uk

dhorc

Home of HO Le Mans

TOMY AFK
TYCO

Club Night

7 5 6

Round 05 **Cadwell Park – GC** **17Feb26**

CSL
cslautomation.co.uk

**WORKSHOP
TOOLS**

Reuben takes
2nd GC Win
of 2026

woodland
auto centre

ADULTS

- 01 R LITHERLAND**
- 02 L PATEMAN**
- 03 A SMITH**

JUNIORS

- 01 JJ HUGHES-DOWD**
- 02 J WOODHOUSE**
- 03 L WHITTAKER**

This Week: King of Speed – Statfold – Rempstone – Donington Park



About:



History and Key Facts



HO Club founded on 7 July 1992

- DHORC: Derby HO Racing Club ("HO" Is The Scale = 1/64th)
- Tenant at Great Northern Classics, open to all!
- Home of world famous international Le Mans 24 Hour race until 2019.
- Smaller scale version of Scalextric, once set up works all night!
- Four and Eight lane circuits
- Computerised timing
- Statistics for every meeting and every member since July 1992
- Over 30 Club Nights each year
- 50+ circuit designs, up to 567 feet in length
- Eight-lane routed dhorcingham oval
- Two car categories – Tyco open wheel (F1)
 - Tomy SGP, BSRT, VSR, Bulldog enclosed wheel (GC)



Carrera Digital Club 1st race 18 January 2022

- 1/32nd Carrera Digital GT Cars
- 16 Evenings a year, with 15-minute Endurance & 5-minute Sprint Races
- 10+ circuits
- Full computerised timing and stats through SmartRace App



The Club Nights and Magazine Coverage

HO

- Racing starts at 18:45 hours – Finished by 22:00 hours
- Minimum of four 3-minute qualifying races & up to two Finals (F1 & GC) for each member
- Championship points for all members
- Magazine produced for every meeting covering every member & track statistic

Carrera Digital

- Racing starts at 18:00 – Finished by 22:00 hours
- Magazine produced after each evening
- Championship points for all members
- Rules & regulations booklet covering all the DHORC rules produced each year
- Great family atmosphere, a help-all culture

Membership Fees, Car Costs and Prizes

- Adult £40 and junior (under 16) £20 for HO & Carrera, £50/£25 combined
- Only £50 Total expenditure for two cars HO Cars, £65 one Carrera
- All cars and spares can be bought at club
- Adult, Masters (over 56), Junior (16 & under) HO Championships
- Adult & 70+ Carrera Championships





Editorial 756



Corporate, Corporate, Corporate! The Corporate season is creeping up on us as we get ready to show the world the best of DHORC at numerous venues as shown on Pages 7 and 9. Please support these if you possibly can, it's our way of keeping membership costs down and at the same time having fun at some special places.

Congratulations to **Angus Smith** and **Andrew Woodhouse** for taking the 2025 King of Speed crown at the dhorcingham oval. They were awarded their joint trophy at Cadwell Park as shown on Page 5.

Congratulations also to all of our winners in the GC Club Night on Tuesday, to **Reuben Litherland** for taking his second Adult win of the year, **Steve Whittaker** for taking his fourth Early Parents and first Masters and to **JJ Hughes-Dowd** for taking his fifth straight Junior win.

Next stop Monaco on 10Mar26, see you there.

Nick Sismey



Front Cover: GC Winner Reuben Litherland checking a F1 Ferrari's clearance.

DHORC		Committee...2026		DHORC	
Chairman / Treasurer	Nick Sismey	M 07984 339 192	sismey80@hotmail.co.uk		
Vice Chairman	Phil Rees	M 07912 378 652	dhorcman.p.r@ntlworld.com		
Secretary	Laura Edwards	M 07501 217 254	laurabubbles07@hotmail.co.uk		
CD Spares	Stuart Gray	M 07874 253 955	stuartcgray7@btinternet.com		
HO Spares + HO & CD Race Control	Lewis Blacker	M 07713 059 906	lewisjayblacker@outlook.com		
HO Race Control	Dan Hughes-Dowd	M 07568 480 438	dthd1984@gmail.com		
HO Parc Ferme	Reuben Litherland	M 07775 061 685	rj.litherland@yahoo.com		
HO & CD Race Control	Liam Smith	M 07477 698 158	liam-smith-93@hotmail.co.uk		
Carrera Digital	Victor de Oliveira	M 07841 505 860	vic.deo@hotmail.com		
HO Carrera Digital Scrutineer	Angus Smith	M 07591 813 431	angus@angussmith500.plus.com		
HO Carrera Digital Scrutineer	Simon Goodlip	M 07803 551708	simon.goodlip@sky.com		
Carrera Digital	Steve White	M 07859 999 480	wslotcarsteve@gmail.com		

THIS SLOT CAR MAGAZINE IS PUBLISHED AND COPYRIGHT 2026 BY DHORC, AND NO PORTION MAY BE REPRODUCED OR TRANSMITTED WITHOUT WRITTEN PERMISSION, AND MAY CONTAIN ARTICLES AND GRAPHICS REPRINTED WITH THE PERMISSION OF THE ORIGINAL COPYRIGHT HOLDER, WHO RETAINS ALL RIGHTS.

Contents756

Page	Details
003	Editorial
004	Contents
005	News & Views Including..... 1. Acknowledgements 2. King of Speed Trophy for Andrew & Angus 3. Corporate Event - Statfold Country Park 09/10May 4. Corporate Event - DCHC - 09May26 5. Corporate Events - Cromford and Rempstone 6. Corporate Events - BTCC at Donington Park
006	2026 Calendar
008	2026 Winners & Continuous Club Night Attendance Records
010	DHRC Official Clothing
011	Slot Cars & Spares
012	Razorlite Lexans HO
013	Race Report – Cadwell Park GC – 17 February 2026 - Round 05 of 37 Including..... Page 23 - Race Results Page 29 - Best Results Page 35 - Championship Tables
041	Members' Statistics
055	Next Circuit - Monaco – 10 March 2026 - Rounds 06 & 07 of 37
061	Rules and Regulations 2026
062	Razorlite Lexans HO Catalogue



SLOT CARS DIRECT
UK's HO 1/64th Slot Car Specialist
We specialize in Tomy AFX, Viper Scale Racing
and Bulldog Racing Products.

AFX
RACING

Viper Scale Racing

News & Views.....756

1. Acknowledgements for DHORC 756

Stuart Gray	Setting Up, Marshalling & PA	Lee Pateman	Marshalling & PA
Liam Smith	SU, RC, PA & Locking Up	Gordon Reynolds	Marshalling & PA
Jim Crunden	Marshalling	Taigen Crunden	Marshalling
Steve Whittaker	Moving stuff & Marshalling	Luca Whittaker	Marshalling
Reuben Litherland	Parc Ferme, Marsh & PA	Jim Dudley	Marshalling & PA
Lewis Blacker	Spares, RC, Marsh & PA	Angus Smith	Marshalling & PA
Dan Hughes-Dowd	RC & Marshalling	JJ Hughes-Dowd	Marshalling
Andrew Woodhouse	Marshalling	Jenson Woodhouse	Marshalling
Ellis Woodhouse	Marshalling	Charlie Youart	Marshalling
Ted Whittaker	Moving stuff onto mezzanine		

2. King of Speed Trophy for Andrew & Angus

Andrew Woodhouse and **Angus Smith** were presented with the 2025 Adult King of Speed trophy at Cadwell Park as this was the first meeting of the year that both had attended.

Andrew won both the F1 V-Jet and GC Bulldog Club Nights on our Brad Bowman 107'11" eight-lane routed dhorcingham oval produced in Escondido, California, while Angus won the GC Viper Club Night. **Chris Bowles** won the F1 Tyco 440X2 Club Night. Both Andrew and Angus finished on 133 points at the end of the Evening on 22Jul25 to take our first King of Speed joint victory, congratulations both.



Derby HO Racing Club		HO Calendar 2026			Derby HO Racing Club	
Tuesday	06-Jan	Conference Room	1 (F1)		Miami	
Tuesday	27-Jan	Conference Room	2 (F1)	3 (GC)	Interlagos	
Tuesday	17-Feb	Mezzanine / The Tram Shed	4 (F1)	5 (GC)	Cadwell Park	
Saturday	28-Feb	John Fretwell Sporting Complex	Corporate 1		Birthdays Party	
Tuesday	10-Mar	Conference Room	6 (F1)	7 (GC)	Monaco	
Tuesday	31-Mar	Conference Room	8 (F1)	9 (GC)	Long Beach	
Sat/Sun	18/19Apr	Donington Park	Corporate 2		BTCC	
Tuesday	28-Apr	Conference Room	10 (F1)	11 (GC)	Zandvoort	
Saturday	09-May	Mezzanine / The Tram Shed	Corporate 3		GNC Derby Children's Holiday Centre	
Sat/Sun	09/10May	Statfold Country Park	Corporate 4		Miniatures & Model Engineering	
Tuesday	12-May	Conference Room	12 (F1)	13 (GC)	Nashville	
Tuesday	02-Jun	Conference Room	14 (F1)	15 (GC)	Dijon-Prenois	
Tuesday	23-Jun	Conference Room	16 (F1)	17 (GC)	Shanghai	
Sat/Sun	11/12Jul	Turn Post Farm, Wymeswold	Corporate 5		Rempstone Steam & Country Show	
Tuesday	14-Jul	Conference Room	18 (F1)	19 (GC)	Red Bull Ring	
Tuesday	21-Jul	Mezzanine / The Tram Shed	20 (F1)	21 (GC)	DHORCingham Oval	
Sat/Sun	01/02Aug	Highacres Farm	Corporate 6		Cromford Steam Rally	
Tuesday	04-Aug	Conference Room	24 (F1)	25 (GC)	Fiorano	
Sat/Sun	08/09Aug	Donington Park	Corporate 7		Convoy in the Park	
Sat/Sun	22/23Aug	Donington Park	Corporate 8		BTCC	
Tuesday	15-Sep	Conference Room	26 (F1)	27 (GC)	Jarama	
Tuesday	29-Sep	Conference Room	28 (F1)	29 (GC)	Pukekohe Park	
Tuesday	20-Oct	Conference Room	30 (F1)	31 (GC)	Donington Park	
Tuesday	10-Nov	Conference Room	32 (F1)	33 (GC)	Trois-Rivieres	
Tuesday	17-Nov	Conference Room			AGM	
Tuesday	24-Nov	Conference Room	34 (F1)	35 (GC)	Watkins Glen	
Tuesday	15-Dec	Conference Room	36 (F1)	37 (GC)	Jacarepagua	

Derby HO Racing Club		CD Calendar 2026			Derby HO Racing Club	
Tuesday	13-Jan	Conference Room	Test Night		Sonoma (New)	
Tuesday	20-Jan	Mezzanine / The Tram Shed	1	2 3	Sonoma	
Friday	30-Jan	Mezzanine / The Tram Shed	4	5 6	Monza	
Saturday	31-Jan	Mezzanine / The Tram Shed	7 to 11		Monza	
Tuesday	10-Feb	Conference Room	12	13 14	Mugello	
Tuesday	24-Feb	Conference Room	Test Night		Ruapuna (New)	
Tuesday	17-Mar	Conference Room	15	16 17	Ruapuna	
Tuesday	14-Apr	Conference Room	18	19 20	Catalunya	
Tuesday	05-May	Conference Room	Test Night		Fortaleza (New)	
Tuesday	26-May	Conference Room	21	22 23	Fortaleza	
Friday	05-Jun	Mezzanine / The Tram Shed	24	25 26	Le Mans	
Saturday	06-Jun	Mezzanine / The Tram Shed	27 to 32		Le Mans	
Sunday	07-Jun	Mezzanine / The Tram Shed	6-Hour Race		Le Mans	
Tuesday	16-Jun	Conference Room	33	34 35	Fuji	
Tuesday	07-Jul	Conference Room	36	37 38	Okayama	
Tuesday	28-Jul	Conference Room	39	40 41	Watkins Glen	
Tuesday	08-Sep	Conference Room	42	43 44	Sonoma	
Friday	18-Sep	Mezzanine / The Tram Shed	45	46 47	Road America	
Saturday	19-Sep	Mezzanine / The Tram Shed	48 to 53		Road America	
Tuesday	13-Oct	Conference Room	54	55 56	Ruapuna	
Friday	23-Oct	Mezzanine / The Tram Shed	57	58 59	Road Atlanta	
Saturday	24-Oct	Mezzanine / The Tram Shed	60 to 68		Road Atlanta	
Tuesday	03-Nov	Conference Room	69	70 71	Fortaleza	
Tuesday	17-Nov	Conference Room			AGM	
Tuesday	01-Dec	Conference Room	72	73	Luanda	

3. Corporate Event – Statfold Country Park 09/10May

Phil Rees and Nick Sismey visited Statfold Country Park on Friday 20Feb26 to meet up with Kirsty-Marie who contacted us re running our 8-lane HO Gazebo track at their Miniatures & Model Engineering weekend on 09/10May26. What a fabulous place, please check out this hidden gem at <https://statfold.com/> near Tamworth. We are very much looking forward to running there.



Winners 2026

F1 Qualifies on Green & Blue, GC on Yellow & Red Lanes

Day	Date	Rnd	Track	Final	Adults	Masters	Juniors	Early Parents
Tue	06-Jan	1	Miami	F1	S Goodlip	N Sismey	JJ Hughes-Dowd	S Whittaker
Tue	27-Jan	2	Interlagos	F1	S Goodlip (2)	M Gretton	JJ Hughes-Dowd	J Crunden
Tue	27-Jan	3	Interlagos	GC	R Litherland	J Dudley	JJ Hughes-Dowd	S Whittaker
Tue	17-Feb	4	Cadwell Park	F1	L Pateman	S Gray	JJ Hughes-Dowd	S Whittaker
Tue	17-Feb	5	Cadwell Park	GC	R Litherland (2)	S Whittaker	JJ Hughes-Dowd (5)	S Whittaker (4)
Tue	10-Mar	6	Monaco	F1				
Tue	10-Mar	7	Monaco	GC				
Tue	31-Mar	8	Long Beach	F1				
Tue	31-Mar	9	Long Beach	GC				
Tue	28-Apr	10	Zandvoort	F1				
Tue	28-Apr	11	Zandvoort	GC				
Tue	12-May	12	Nashville	F1				
Tue	12-May	13	Nashville	GC				
Tue	02-Jun	14	Dijon-Prenois	F1				
Tue	02-Jun	15	Dijon-Prenois	GC				
Tue	23-Jun	16	Shanghai	F1				
Tue	23-Jun	17	Shanghai	GC				
Tue	14-Jul	18	Red Bull Ring	F1				
Tue	14-Jul	19	Red Bull Ring	GC				
Tue	21-Jul	20	dhorcingham	F1				
Tue	21-Jul	21	dhorcingham	GC				
Tue	21-Jul	22	dhorcingham	F1				
Tue	21-Jul	23	dhorcingham	GC				
Tue	04-Aug	24	Fiorano	F1				
Tue	04-Aug	25	Fiorano	GC				
Tue	15-Sep	26	Jarama	F1				
Tue	15-Sep	27	Jarama	GC				
Tue	29-Sep	28	Pukekohe	F1				
Tue	29-Sep	29	Pukekohe	GC				
Tue	20-Oct	30	Misano	F1				
Tue	20-Oct	31	Misano	GC				
Tue	10-Nov	32	Trois-Rivieres	F1				
Tue	10-Nov	33	Trois-Rivieres	GC				
Tue	24-Nov	34	Watkins Glen	F1				
Tue	24-Nov	35	Watkins Glen	GC				
Tue	15-Dec	36	Jacarepagua	F1				
Tue	15-Dec	37	Jacarepagua	GC				

Race Winners

Adults: Reuben Litherland | Masters: Steve Whittaker | Juniors: JJ Hughes-Dowd | Early Parents: Steve Whittaker

Continuous Club Night Attendance Records

Members below have built up ten or more continuous Club Night attendances, including DHORC 756:-

Nick Sismey	305 Club Nights	Lewis Blacker	57	Luca Whittaker	31
Reuben Litherland	37	Dan Hughes-Dowd	23	JJ Hughes-Dowd	23
Andrew Woodhouse	21	Jenson Woodhouse	21	Stuart Gray	10

Record Club Night Attendance Phil Rees 710

Record Continuous Club Night Attendance Nick Sismey 305

Record Continuous Evening Attendance Nick Sismey 230

4. Corporate Event – DCHC – 09May26

We also return for the Derbyshire Children's Holiday Centre Charity Day at Great Northern Classics thanks to **Mike Copestake**, Director & Co-founder at GNC. Mike has been a great friend to DHORC from day 1, we owe him a great deal as we do fellow Director & Co-founder **Shaun Matthews**. We would



always go the extra mile for both of them. As we will be running our eight-lane track at Staffold Country Park that weekend we will run a four-lane version of the same track here

5. Corporate Events – Cromford and Rempstone

Having run an extremely successful event at the Cromford Steam Rally last year, we return again this year on 01/02Aug26. In addition to that we have just received confirmation that we can run our eight-lane Gazebo track at The Great Rempstone Steam & Country Show on 11/12Jul26.



6. Corporate Events – BTCC at

DoningtonPark 

Having spoken to MSV at Brands Hatch this week it is currently looking promising for us to run tracks at the two Donington Park BTCC events on 18/19Apr26 and later on 22/23Aug26. Watch this space.



Derby HO Racing Club  www.dhorc.co.uk
dhorc
Home of HO Le Mans  

Derby HO Racing Club www.dhorc.co.uk
dhorc
SmartRac(e) 

Official Clothing



Contact
Nick Sismey



Original **DHORC**
Polo Shirts
or  **DIGITAL 132**



Original **DHORC**
Hoodies
or  **DIGITAL 132**



Original **DHORC**
Caps & Beanies
or  **DIGITAL 132**





Slot Cars & Spares



Open Wheel (F1)



		Body	£10.00
		Chassis	£10.00
		Whole Car	£20.00
Pickup Shoes (Pair)	£2.00	Bulkhead	£4.00
Pickup Springs	£1.00	Armature	£6.00
Pinion Gear	£1.50	Crown/Pinion Gear	£2.50
Front Tyres (Pair)	£1.00	Rear Tyres (Pair)	£2.00
Front Axle	£2.00	Sponge (Pair)	£2.50
Brush Springs (Pair)	£1.50	Rear Axle with tyres	£5.00
Brushes (Pair)	£2.00	Guide Pins	£1.50
Motor Magnets (Pair)	£3.00	Traction Magnets (Pair)	£2.00
		Brush Tubes (Pair)	£2.00

Enclosed Wheel (GC)



VSR Chassis	£30.00
Bulldog Club Chassis	£15.00
Painted Lexan Body	£10.00

Pickup Shoes (Pair)	£2.00	Viper Endbell	£8.00
Pickup Springs	£1.00	Armature	£6.00
#417 7T Delrin Pinion Gear	£1.50	22T VSR Crown Gear	£2.50
Front Axle, Wheels and Tyres	£4.00	Rear Tyres (Pair)	£3.00
Rear Axle, Crown Gear & Tyres	£8.00	Guide Pins	£2.50
Rear Narrow Hubs (Pair)	£3.00	VSR Pro Blank Chassis	£10.00
Bulldog Crown Wheel & Pinion	£2.00	Bulldog Can Motor	£5.00
Body Clip	£1.00		

Please Note: The Spares box may carry more items than listed here.



Updated 03Jan26



Visit our
Facebook Page
or the back of
this magazine



Clear plastic bodies to suit a variety of HO
chassis. Many not found elsewhere



Race Report



Round 05

Cadwell Park – GC

17th February 2026



Reuben Litherland is having a great year with his second win from five starts.

Round 4		Cadwell Park (UK)					Round 5	
Adults			1st	2nd	3rd			
DHORC 1	07-Jul	1992	96'	N Sismey	S Revitt	A Smith		
DHORC 2	11-Aug	1992	96'	N Sismey	S Revitt	J Tague		
DHORC 3	01-Sep	1992	96'	J Tague (1)	S Revitt	N Sismey		
DHORC 4	06-Oct	1992	96'	S Revitt (1)	J Neale	A Smith		
DHORC 5	17-Nov	1992	96'	N Sismey (3)	S Revitt	J Neale		
DHORC 6	08-Dec	1992	96'	A Smith	N Sismey	J Neale		
DHORC 197	07-Jan	2003	94' 9"	M Chadwick	L Pateman	S Goodlip		
DHORC 219	06-Jan	2004	94' 9"	L Pateman	M Chadwick	S Goodlip		
DHORC 277	05-Sep	2006	98' 7"	L Pateman	W Lander	N Sismey		
DHORC 331	27-Jan	2009	98' 7"	J Sismey (1)	M Chadwick	T Chadwick		
DHORC 379	25-Jan	2011	98' 7"	M Chadwick (2)	M Allsopp	A McPeake		
DHORC 431	29-Jan	2013	98' 7"	L Pateman	S Anand	J Sismey		
DHORC 476	23-Sep	2014	96'	G Peach (1)	J Lymer	R Crossland		
DHORC 601	16-Jul	2019	96'	P Rees (1)	A Smith	N Sismey		
DHORC 661 F1	21-Feb	2023	96'	A Smith	P Rees	N Sismey		
DHORC 662 GC	21-Feb	2023	96'	S Goodlip (1)	L Pateman	N Sismey		
DHORC 675 F1	08-Aug	2023	96'	A Turnbull (1)	L Pateman	A Smith		
DHORC 676 GC	08-Aug	2023	96'	A Smith (3)	S Goodlip	R Litherland		
DHORC 723 F1	18-Feb	2025	96'	R Litherland	P Rees	A Smith		
DHORC 724 GC	18-Feb	2025	96'	C Bowles (1)	A Smith	L Pateman		
DHORC 755 F1	17-Feb	2026	96'	L Pateman (4)	N Sismey	L Smith		
DHORC 756 GC	17-Feb	2026	96'	R Litherland (2)	L Pateman	A Smith		
Juniors			1st	2nd	3rd			
DHORC 1	07-Jul	1992	96'	S Slater	S Gillard	C Davenport		
DHORC 2	11-Aug	1992	96'	S Slater	S Gillard	TI Rees		
DHORC 3	01-Sep	1992	96'	S Slater	C Davenport	S Gillard		
DHORC 4	06-Oct	1992	96'	M Minnis (1)	S Gillard	S Slater		
DHORC 5	17-Nov	1992	96'	S Slater (4)	M Minnis	AJ McPeake		
DHORC 6	08-Dec	1992	96'	S Gillard (1)	M Minnis	C Davenport		
DHORC 197	07-Jan	2003	94' 9"	J Sismey	T Chadwick	T Measham		
DHORC 219	06-Jan	2004	94' 9"	J Sismey (2)	T Chadwick	R Rees		
DHORC 277	05-Sep	2006	98' 7"	T Measham (1)	A Hughes	M Yeomans		
DHORC 331	27-Jan	2009	98' 7"	L Smith (1)	K Jackson	R Cook		
DHORC 379	25-Jan	2011	98' 7"	J Pateman (1)	J Mellor	Ca Holland		
DHORC 431	29-Jan	2013	98' 7"	J Lister (1)	J Mellor	J Pateman		
DHORC 476	23-Sep	2014	96'	A Hall (1)	R Litherland	A Turnbull		
DHORC 601	16-Jul	2019	96'	R Litherland (1)	L Turnbull	L Bowles		
DHORC 661 F1	21-Feb	2023	96'	L Bowles	JJ Hughes-Dowd	J Lawson		
DHORC 662 GC	21-Feb	2023	96'	L Bowles	JJ Hughes-Dowd	J Lawson		
DHORC 675 F1	08-Aug	2023	96'	JJ Hughes-Dowd	H Smith	L Bowles		
DHORC 676 GC	08-Aug	2023	96'	L Bowles (3)	JJ Hughes-Dowd	H Smith		
DHORC 723 F1	18-Feb	2025	96'	JJ Hughes-Dowd	J Woodhouse	JT Hughes-Dowd		
DHORC 724 GC	18-Feb	2025	96'	JJ Hughes-Dowd	JT Hughes-Dowd	J Woodhouse		
DHORC 755 F1	17-Feb	2026	96'	JJ Hughes-Dowd	J Woodhouse	E Woodhouse		
DHORC 756 GC	17-Feb	2026	96'	JJ Hughes-Dowd (5)	J Woodhouse	L Whittaker		

Circuit Records		Lap Length 96' 0"	
Qualifying			
F1/GC	A Smith	16Jul19	101.0 Laps
	A Smith	18Feb25	46.2 Laps
GC	L Pateman	21Feb23	63.1 Laps
Fastest Laps			
F1	S Goodlip	08Aug23	6.28 Secs
GC	S Goodlip	08Aug23	4.80 Secs
Race Laps			
F1	A Smith	21Feb23	24.6 Laps
GC	A Smith	08Aug23	32.5 Laps
Final Points			
9.0 Points	J Sismey	23Sep14	



DHORC 755 & 756



Five time Champion Angus Smith took third in GC

Reuben made it 2 from 2 in GC!

'A' Final – Reuben Litherland is dominating the GC class in 2026 with two wins from two Club Nights this year, Interlagos and now Cadwell Park. Taking his first Pole of the year, with his sixth from 109 starts, by 1.6 laps from both **Lee Pateman** and **Angus Smith** in joint second Reuben powered away from the both of them to the mark of 4.9 laps at the end of the 'A'. This was the second straight Club Night where Angus had shared a grid slot. This time it was he who got the first lane choice due to the better individual race laps, However even with this better lane choice he was beaten by his partner in crime, Lee, by 2.1 laps to take second on what had been Lee's best night for some good long years!

While Reuben took his eighth career win and the laps he scored in the 'A' gave him his 6th (2nd) best race laps it was Angus who set the fastest lap of the night, his 92nd and first of 2026 having recorded his 91st on 30Sep25 at Pukekohe. Behind Angus was our double Junior 'A' and double Adult 'B' Final winner at Cadwell Park, **JJ Hughes-Dowd**, who showed, in his last year as a Junior, he is ready for a full time shot at the Adult Championship. He would make it back-to-back fourth place finishes nine tenths behind Angus in only his second Adult Club Night since Fiorano on 29Jul25.





Dan Hughes-Dowd carried out the majority of Race Control duties before taking two Wooden Spoons as son JJ Hughes-Dowd won both Junior Club Nights & both Adult 'Bs'

'B' Final – **Liam Smith** took his first Final win in his second Club Night of 2026 by taking victory in the 'C' Final becoming the biggest pain in JJ's side in the 'B'. However even he lost a lap a minute as JJ took the win by 3.1 laps despite Liam setting a lap time 0.41 seconds quicker than JJ.

With Liam jumping five positions from 10th on the grid to fifth overall, it was **Lewis Blacker** in his 150th Club Night who reserved sixth at the flag moving up one place from his grid spot which he shared with **Steve Whittaker** who he wouldn't meet in the Finals as the latter ran earlier. Lewis got to within half a lap of Liam while **Nick Sismey** dropped no less than 20.2 laps to Lewis parking up after just three laps with a missing pick-up shoe after a rather violent crash into the barriers. He did match JJ on lap time on one of his two flying laps though!

Our top three in the Adult Championship all moved up two places with Lee reaching the top of the pile for the first time in several years with his F1 win. Reuben moves into second 16 points back following his GC win, with Nick now in third another 24 points to the rear.

'C' Final – **Jim Dudley's** pink Porsche tried its best to worry Liam here but with the latter lapping over two seconds quicker he was able to stop the lap count at 27.6 to Jim's 19.8 Jim taking eighth one place higher than his F1 finish. In that ninth place was **Gordon Reynolds** this time, also making a one place improvement to his F1 score, again finishing behind Jim but by 0.9 laps this time as opposed to three earlier.

Stuart Gray was only three tenths behind Gordon in tenth, Gordon's half a second a lap better lap time making the difference.

Early Parents' 'D' Final – **Steve Whittaker** made it two Early Parents' wins from two starts at Cadwell Park. Again he wasn't on Pole, again it was **Jim Crunden** who was. Earlier Jim had equalled his best ever grid position of sixth set at Donington Park on 21Oct25' Here he beat that by two grid slots with fourth! Unfortunately he again couldn't convert it into a win though, Steve taking his fourth win of the year and with it extending his lead in the Championship from three to six points over **Andrew Woodhouse** who Jim beat this time moving down to third overall in the Championship a further point back. With Steve again in 11th, Jim took 12th and Andrew 13th this time with **Dan Hughes-Dowd** facing the ignominy of three straight Wooden Spoons very well, his fourth of the year in 14th.

Despite not attending the Cadwell Park Club Nights **Denis Latham** continues to lead the Final Challenge by just 0.5 points from Steve who moves up from a three way tie for third to second. Nick drops a place to third, a point back while we now have a three way tie for fourth, another 0.5 points behind, shared by **Jim Dudley**, Stuart and Lee.

MASTERS REPORT

Steve becomes our 5th winner to lead Championship!

Steve made it five different winners from five starts in the Masters with Jim taking second, Angus and Gordon sharing third, Nick and Stuart in joint fifth. Steve moves to the top of the leaderboard ahead of the previous incumbent Nick by a point with Jim 0.5 points back in third.





Luca Whittaker took third in Junior GC

JUNIOR REPORT

Five from five for JJ

'A' Final – It was all **JJ Hughes-Dowd** again in the GC Club Night with his third straight maximum 50-point haul. The results speaks for themselves. He took his seventh straight pole, his 60th (5th) breaking Lewis Bowles 46.6 laps record set on 08Aug23 with 47.9 here. He took both Individual Qualifying Rounds taking his 136th and 137th, placing him seventh in the all-time charts. His fifth straight win took him to a record 58th victory and record 62nd Final win, while his 11th straight fastest lap beats his own personal streak of ten. His 55th quickest lap was set with a 5.87 second lap time beating Lewis' 6.01 second lap set at the same August meeting in 2023. On top of this he also broke Lewis' 25.9 lap record with 26.1 with his seventh straight best race lap and 56th of his career.

Jenson Woodhouse, looking forward to JJ moving up the Adults in 2027, again took second in everything 4.2 laps behind our destined to be first three time Junior Champ. **Luca Whittaker** moved up a place from F1 to the third step of the podium just two tenths behind Jenson while **Ellis Woodhouse** made it back-to-back 'B' Final wins but having to settle for fourth this time, 2.3 laps back.

JJ continues to lead the Junior Championship, opening up his lead over Jenson from 30 to 54 points with Luca consolidating in third. In the Final Challenge JJ is sitting on 10.0 points, just like Denis in the Adults, with Ellis' two 'B' Final wins taking him up from joint sixth to second, 1.5 points back, with older brother Jenson another point back in third, having taken second place in every race to date.



'B' Final – **Charlie Youart** set the fifth most race lap in the GC Club Night beating his previous best of sixth at Jacarepagua on 16Dec25. The records would again show he finished in fifth behind 'B' Final winner Ellis but again Non-Member **Teigan Baxter** beat the two of them but had to settle for sixth.



Jenson Woodhouse took his fourth and fifth straight second place finish of the year at Cadwell Park

Race Results



Who Came Where?

Who Scored What?



Gordon Reynolds returned after missing Interlagos to take a 10th and 11th place finishes.

 DERBY H:O SLOT CAR CLUB CHAMPIONSHIP RACE 756 Cadwell Park - 17 February 2026 - GC - Round 05 MASTER POINTS TABLE (NM = NON MEMBER)														
QUALIFYING					FASTEST LAPS					BEST RACE LAPS (3 MINS)				
POS	ADULT	LAPS	PTS	ADULT	POS	ADULT	TIME	MPH	POS	ADULT	LAPS	PTS	ADULT	PTS
1	R Litherland	55.3	45	A Smith (M)	1	R Litherland	5.26	12.444	1	R Litherland	30.5	46	R Litherland	3.5
2	A Smith (M)	53.7	38	L Pateman	2	L Pateman	5.33	12.280	2	A Smith (M)	29.1	38	JJ Hughes-Dowd	2.5
2	L Pateman	53.7	34	L Smith	3	L Smith	5.48	11.944	3	L Pateman	28.4	38	R Litherland	2.0
4	J Crunden	49.0	31	R Litherland	4	R Litherland	5.49	11.923	4	L Smith	27.6	31	S Whittaker (M)	2.0
5	JJ Hughes-Dowd	47.9	29	L Blacker	5	L Blacker	5.87	11.151	5	JJ Hughes-Dowd	26.8	29	L Pateman	1.5
6	N Sismey (M)	45.6	28	JJ Hughes-Dowd	6	JJ Hughes-Dowd	5.93	11.038	6	J Crunden	25.3	28	A Woodhouse	1.5
7	S Whittaker (M)	44.9	27	N Sismey (M)	7	N Sismey (M)	6.03	10.855	7	S Whittaker (M)	24.1	27	J Dudley (M)	1.5
7	L Blacker	44.9	26	J Crunden	8	J Crunden	6.16	10.626	8	L Blacker	24.0	26	A Smith (M)	1.0
9	A Woodhouse	44.2	25	D Hughes-Dowd	9	D Hughes-Dowd	6.38	10.259	9	N Sismey (M)	23.5	25	J Crunden	1.0
10	L Smith	39.8	24	A Woodhouse	10	A Woodhouse	6.40	10.227	10	A Woodhouse	22.9	24	L Blacker	1.0
11	J Dudley (M)	39.2	23	S Whittaker (M)	11	S Whittaker (M)	6.61	9.902	11	J Dudley (M)	19.8	23	G Reynolds (M)	1.0
12	D Hughes-Dowd	38.6	22	J Dudley (M)	12	J Dudley (M)	7.89	8.286	11	S Gray (M)	19.8	22	N Sismey (M)	0.5
13	S Gray (M)	38.1	21	S Gray (M)	13	S Gray (M)	7.92	8.264	13	D Hughes-Dowd	19.7	21	D Hughes-Dowd	0.5
14	G Reynolds (M)	35.0	20	G Reynolds (M)	14	G Reynolds (M)	7.94	8.244	14	G Reynolds (M)	18.9	20	S Gray (M)	0.5
QUALIFYING					FASTEST LAPS					BEST RACE LAPS (3 MINS)				
POS	JUNIOR	LAPS	PTS	JUNIOR	POS	JUNIOR	TIME	MPH	POS	JUNIOR	LAPS	PTS	JUNIOR	PTS
1	JJ Hughes-Dowd	47.9	45	JJ Hughes-Dowd	1	JJ Hughes-Dowd	5.87	11.151	1	JJ Hughes-Dowd	26.1	50	JJ Hughes-Dowd	2.5
2	J Woodhouse	42.4	38	J Woodhouse	2	J Woodhouse	6.70	9.769	2	J Woodhouse	21.7	38	J Woodhouse	2.0
3	L Whittaker	35.1	34	T Crunden (NM)	3	T Crunden (NM)	7.52	8.704	3	L Whittaker	18.9	34	L Whittaker	1.5
4	E Woodhouse	35.0	31	L Whittaker	4	L Whittaker	7.65	8.556	4	E Woodhouse	18.6	31	E Woodhouse	1.5
5	T Crunden (NM)	34.2	29	E Woodhouse	5	E Woodhouse	8.06	8.121	5	C Youart	18.1	29	C Youart	1.0
6	C Youart	30.7	NM	T Crunden	6	T Crunden (NM)	8.44	7.755	6	T Crunden (NM)	18.0	NM	T Crunden	NM

Final Points

POS	ADULT	PTS
1	L Smith	3.5
2	JJ Hughes-Dowd	2.5
3	R Litherland	2.0
3	S Whittaker (M)	2.0
5	L Pateman	1.5
5	A Woodhouse	1.5
5	J Dudley (M)	1.5
8	A Smith (M)	1.0
8	J Crunden	1.0
8	L Blacker	1.0
8	G Reynolds (M)	1.0
12	N Sismey (M)	0.5
12	D Hughes-Dowd	0.5
12	S Gray (M)	0.5

FINAL POINTS

POS	ADULT	PTS
1	E Woodhouse	2.5
2	JJ Hughes-Dowd	2.0
3	J Woodhouse	1.5
3	C Youart	1.5
5	L Whittaker	1.0
6	T Crunden	NM



Charlie Youart made it three fifth place finishes in a row after Interlagos & Cadwell Park

CL		NAME	YELLOW		RED		QUAL		FIN	PTS	FINAL 1		FINAL 2		FINAL 3		BEST		TOTAL
			LAPS	TIME	LAPS	TIME	LAPS	TIME			LAPS	TIME	LAPS	TIME	LAPS	TIME	LAPS	TIME	
A	R	Litherland	27.5	5.74	27.8	5.82	55.3	A1	2.0	2.0	30.5	5.49					30.5	5.49	85.8
A	A	Smith (M)	24.6	6.16	29.1	5.26	53.7	A3	1.0	1.0	23.5	5.73					29.1	5.26	77.2
A	L	Pateman	25.3	5.57	28.4	5.33	53.7	A2	1.5	1.5	25.6	5.54					28.4	5.33	79.3
A	J	Crunden	23.7	6.80	25.3	6.56	49.0	D3	1.0	1.0	21.0	6.16					25.3	6.16	70.0
A	JJ	Hughes-Dowd	21.8	6.04	26.1	5.93	47.9	A4	2.5	2.5	26.8	6.03	22.6	5.98			26.8	5.93	49.4
A	N	Sismey (M)	22.1	6.45	23.5	6.20	45.6	B4	0.5	3.0	6.03					23.5	6.03	48.6	
A	S	Whittaker (M)	24.1	6.61	20.8	6.83	44.9	D1	2.0	2.0	23.5	6.67					24.1	6.61	68.4
A	L	Blacker	20.9	6.27	24.0	5.87	44.9	B3	1.0	1.0	23.2	6.10					24.0	5.87	68.1
A	A	Woodhouse	21.8	7.01	22.4	6.40	44.2	D2	1.5	22.9	6.41						22.9	6.40	67.1
A	L	Smith	20.1	6.19	19.7	6.16	39.8	B2	3.5	3.5	27.6	5.48	23.7	5.62			27.6	5.48	91.1
A	J	Dudley (M)	19.6	8.07	19.6	8.17	39.2	C2	1.5	19.8	7.89						19.8	7.89	59.0
A	D	Hughes-Dowd	19.5	6.65	19.1	6.47	38.6	D4	0.5	19.7	6.38						19.7	6.38	58.3
A	S	Gray (M)	18.3	8.67	19.8	7.92	38.1	C4	0.5	18.6	8.48						19.8	7.92	56.7
A	G	Reynolds (M)	16.9	8.55	18.1	8.05	35.0	C3	1.0	18.9	7.94						18.9	7.94	53.9
J	JJ	Hughes-Dowd	21.8	6.04	26.1	5.93	47.9	A1	2.0	2.0	23.3	5.87					26.1	5.87	71.2
J	J	Woodhouse	21.7	6.75	20.7	6.80	42.4	A2	1.5	19.1	6.70						21.7	6.70	61.5
J	L	Whittaker	18.2	8.02	16.9	7.68	35.1	A3	1.0	18.9	7.65						18.9	7.65	54.0
J	E	Woodhouse	16.4	8.82	18.6	8.20	35.0	A4	2.5	17.5	8.40	16.6	8.06				18.6	8.06	69.1
J	C	Youart	12.6	9.20	18.1	9.01	30.7	B2	1.5	11.6	8.44						18.1	8.44	42.3
JS	T	Crunden	17.1	8.73	17.1	8.01	34.2	B3	0.0	18.0	7.52						18.0	7.52	52.2
															TOTAL FEET	123,187.2	TOTAL LAPS	1,283.2	



Junior 'B' - Teigan Crunden actually won the Final however as a Non-Member had to take 6th overall with Ellis Woodhouse taking the win and Charlie (5th)



Everyone's
Best Results
At This Circuit



What are my Best Scores?
Who Have I Beaten?



Junior 'A' – Luca (3rd), winner JJ, Jenson (2nd) and Ellis (4th)



Cadwell Park Best Off Chart 5 - GC (Adults)

Qualifying					Fastest Laps					Race Laps				
Pos	Adult	Laps	MPH	Date	Pos	Adult	Time	MPH	Date	Pos	Adult	Laps	MPH	Date
1	L Pateman	63.1	11.473	21-Feb-23	1	S Goodlip	4.80	13.636	08-Aug-23	1	A Smith	32.5	11.818	08-Aug-23
2	S Goodlip (M)	59.4	10.800	08-Aug-23	2	A Smith	4.97	13.170	16-Jul-19	2	L Pateman	32.3	11.745	21-Feb-23
3	A Smith (M)	57.3	10.418	08-Aug-23	3	L Pateman	5.01	13.065	21-Feb-23	3	S Goodlip	31.9	11.600	08-Aug-23
4	R Litherland	55.3	10.055	17-Feb-26	4	C Bowles	5.30	12.350	18-Feb-25	4	C Bowles	31.5	11.455	18-Feb-25
5	C Bowles	53.4	9.709	18-Feb-25	5	R Litherland	5.36	12.212	21-Feb-23	5	R Litherland	30.5	11.091	17-Feb-26
6	N Sismey (M)	53.3	9.691	08-Aug-23	6	J Sismey	5.44	12.032	23-Sep-14	6	J Sismey	29.9	10.873	23-Sep-14
7	A Turnbull	51.7	9.400	08-Aug-23	7	A Turnbull	5.45	12.010	08-Aug-23	7	G Peach	29.4	10.691	23-Sep-14
8	J Crunden	49.0	4.455	17-Feb-26	8	L Smith	5.48	11.944	17-Feb-26	8	J Lymer	28.7	10.436	23-Sep-14
9	JJ Hughes-Dowd	47.9	8.709	17-Feb-26	9	G Peach	5.52	11.858	23-Sep-14	9	P Levers	28.1	10.218	23-Sep-14
10	L Blacker	47.6	4.327	08-Aug-23	10	N Sismey	5.55	11.794	08-Aug-23	10	N Sismey	27.9	10.145	08-Aug-23
11	P Rees (M)	47.5	8.636	21-Feb-23	11	R Crossland	5.67	11.544	23-Sep-14	11	P Rees	27.1	9.855	08-Aug-23
12	L Bowles	46.6	8.473	08-Aug-23	11	P Levers	5.67	11.544	23-Sep-14	12	R Crossland	27.0	9.818	23-Sep-14
13	G Peach (M)	45.6	8.291	21-Feb-23	13	P Rees	5.79	11.305	23-Sep-14	12	A Turnbull	27.0	9.818	08-Aug-23
14	D Turnbull	45.0	8.182	18-Feb-25	14	M Allsopp	5.82	11.246	23-Sep-14	14	S Anand	26.9	9.782	23-Sep-14
15	S Whittaker (M)	44.9	4.082	17-Feb-26	15	L Blacker	5.87	11.151	17-Feb-26	15	JJ Hughes-Dowd	26.8	9.745	17-Feb-26
16	A Woodhouse	44.2	4.018	17-Feb-26	16	J Lymer	5.89	11.113	23-Sep-14	16	L Blacker	26.0	9.455	18-Feb-25
17	D Latham	44.1	8.018	18-Feb-25	17	C Roythorne	5.90	11.094	23-Sep-14	17	M Allsopp	25.8	9.382	23-Sep-14
18	H Smith	42.8	3.691	08-Aug-23	18	JJ Hughes-Dowd	5.93	11.038	17-Feb-26	17	J Roythorne	25.8	9.382	23-Sep-14
19	A Stevenson	41.9	3.809	18-Feb-25	19	J Roythorne	6.00	10.909	23-Sep-14	17	D Garbett	25.8	9.382	16-Jul-19
20	D Hughes-Dowd	40.8	7.418	18-Feb-25	19	J Holmes	6.00	10.909	23-Sep-14	20	J Holmes	25.7	9.345	23-Sep-14
21	S Smith	40.3	3.664	08-Aug-23	21	J Litherland	6.04	10.837	23-Sep-14	21	D Passell	25.6	9.309	23-Sep-14
22	J Lawson	40.2	7.309	21-Feb-23	22	D Garbett	6.06	10.801	16-Jul-19	21	L Bowles	25.6	9.309	08-Aug-23
23	S Gray (M)	39.9	7.255	21-Feb-23	23	L Bowles	6.09	10.748	21-Feb-23	23	D Turnbull	25.4	9.236	18-Feb-25
24	J Dudley (M)	39.2	3.564	17-Feb-26	24	J Mellor	6.23	10.506	23-Sep-14	24	J Crunden	25.3	9.200	17-Feb-26
25	R Lawson	38.5	7.000	21-Feb-23	25	S Anand	6.27	10.439	23-Sep-14	25	R Lawson	25.0	9.091	21-Feb-23
26	M Dutson	36.2	6.582	21-Feb-23	25	D Turnbull	6.27	10.439	23-Sep-14	26	H Smith	24.7	8.982	08-Aug-23
27	N Jarram	35.8	3.255	18-Feb-25	27	D Passell	6.28	10.423	23-Sep-14	26	D Latham	24.7	8.982	18-Feb-25
28	G Reynolds	35.0	3.182	17-Feb-26	28	D Hughes-Dowd	6.38	10.259	17-Feb-26	28	C Roythorne	24.5	8.909	23-Sep-14
29	K Spink	34.3	3.118	18-Feb-25	29	K Alcock	6.39	10.243	23-Sep-14	29	S Whittaker (M)	24.1	8.784	17-Feb-26
30	M Blake	33.8	3.073	18-Feb-25	30	A Woodhouse	6.40	10.227	17-Feb-26	30	J Litherland	24.0	8.727	23-Sep-14
31	C Blake	31.2	2.836	18-Feb-25	31	R Lawson	6.44	10.164	21-Feb-23	31	J Mellor	23.8	8.655	23-Sep-14
32	J Wardle	28.7	2.609	18-Feb-25	32	A Stevenson	6.50	10.070	18-Feb-25	31	J Lamb	23.8	8.655	23-Sep-14
33	A Thompson	N/A	N/A	N/A	33	D Edwards	6.53	10.024	16-Jul-19	31	A Stevenson	23.8	8.655	18-Feb-25
33	C Bradford	N/A	N/A	N/A	34	H Smith	6.55	9.993	08-Aug-23	34	L Smith	23.7	8.618	16-Jul-19
33	C Roythorne	N/A	N/A	N/A	35	J Crunden	6.56	9.978	17-Feb-26	35	D Edwards	23.4	8.509	16-Jul-19
33	D Edwards	N/A	N/A	N/A	36	A Thompson	6.57	9.963	23-Sep-14	36	A Thompson	23.1	8.400	23-Sep-14
33	D Garbett	N/A	N/A	N/A	36	J Lawson	6.57	9.963	21-Feb-23	37	A Woodhouse	22.9	8.327	17-Feb-26
33	D Passell	N/A	N/A	N/A	38	S Whittaker	6.61	9.902	17-Feb-26	38	D Hughes-Dowd	22.5	8.182	18-Feb-25
33	J Holmes	N/A	N/A	N/A	39	J Lamb	6.68	9.799	23-Sep-14	39	K Alcock	22.0	8.000	23-Sep-14
33	J Lamb	N/A	N/A	N/A	39	D Latham	6.68	9.799	08-Aug-23	40	S Gray	21.9	7.964	21-Feb-23
33	J Litherland	N/A	N/A	N/A	41	R Masters	6.69	9.784	16-Jul-19	41	S Smith	21.5	7.818	08-Aug-23
33	J Lymer	N/A	N/A	N/A	42	S Smith	6.94	9.431	08-Aug-23	42	K Spink	20.7	7.527	18-Feb-25
33	J Mellor	N/A	N/A	N/A	43	S Gray	7.19	9.104	21-Feb-23	43	J Lawson	20.4	7.418	21-Feb-23
33	J Roythorne	N/A	N/A	N/A	44	K Spink	7.49	8.739	18-Feb-25	44	R Masters	20.3	7.382	16-Jul-19
33	J Sismey	N/A	N/A	N/A	45	M Blake	7.81	8.381	18-Feb-25	45	J Dudley (M)	19.8	7.200	17-Feb-26
33	K Alcock	N/A	N/A	N/A	46	J Dudley	7.89	8.296	17-Feb-26	45	M Dutson	19.8	7.200	21-Feb-23
33	L Smith	N/A	N/A	N/A	47	G Reynolds	7.94	8.244	17-Feb-26	47	C Bradford	19.3	7.018	23-Sep-14
33	L Williamson	N/A	N/A	N/A	48	L Williamson	7.97	8.213	16-Jul-19	48	L Williamson	18.9	6.873	16-Jul-19
33	M Allsopp	N/A	N/A	N/A	48	C Blake	7.97	8.213	18-Feb-25	48	N Jarram	18.9	6.873	18-Feb-25
33	M Martinez	N/A	N/A	N/A	50	M Martinez	8.22	7.963	16-Jul-19	48	G Reynolds (M)	18.9	6.873	18-Feb-25
33	P Levers	N/A	N/A	N/A	51	N Jarram	8.31	7.877	18-Feb-25	51	C Blake	18.1	6.582	18-Feb-25
33	R Crossland	N/A	N/A	N/A	52	J Wardle	8.32	7.867	18-Feb-25	52	M Martinez	18.0	6.545	16-Jul-19
33	R Masters	N/A	N/A	N/A	53	C Bradford	8.35	7.839	23-Sep-14	53	M Blake	17.2	6.255	18-Feb-25
33	S Anand	N/A	N/A	N/A	54	M Dutson	8.72	7.506	21-Feb-23	54	J Wardle	14.5	5.273	18-Feb-25



Early Parents 'D' – Andrew Woodhouse (12th), Jim Crunden (13th), winner of this Final and our fifth Masters winner of the year Steve Whittaker (11th) and Dan (14th)



Cadwell Park Best Off Chart 6 - GC (Juniors)

Qualifying					Fastest Laps					Race Laps				
Pos	Junior	Laps	MPH	Date	Pos	Junior	Time	MPH	Date	Pos	Junior	Laps	MPH	Date
1	JJ Hughes-Dowd	47.9	4.355	17-Feb-26	1	JJ Hughes-Dowd	5.87	11.151	17-Feb-26	1	JJ Hughes-Dowd	26.1	9.491	17-Feb-26
2	L Bowles	46.6	8.473	08-Aug-23	2	L Bowles	6.01	10.891	08-Aug-23	2	L Bowles	25.9	9.418	08-Aug-23
3	H Smith	42.8	3.891	08-Aug-23	3	A Hall	6.39	10.243	23-Sep-14	3	H Smith	24.7	8.982	08-Aug-23
4	J Woodhouse	42.4	3.855	17-Feb-26	4	R Litherland	6.49	10.085	23-Sep-14	4	A Hall	23.8	8.655	23-Sep-14
5	J Lawson	40.2	3.655	21-Feb-23	5	H Smith	6.55	9.993	08-Aug-23	4	R Litherland	23.8	8.655	16-Jul-19
6	JT Hughes-Dowd	36.6	3.327	18-Feb-25	6	J Woodhouse	6.70	9.709	17-Feb-26	6	F Holmes	22.6	8.218	23-Sep-14
7	L Whittaker	35.1	3.191	17-Feb-26	7	J Lawson	6.71	9.755	21-Feb-23	7	J Woodhouse	21.7	7.891	17-Feb-26
8	E Woodhouse	35.0	3.182	17-Feb-26	8	JT Hughes-Dowd	7.02	9.324	18-Feb-25	8	M Litherland	21.4	7.782	23-Sep-14
9	M Blake	33.8	3.073	18-Feb-25	8	M Litherland	7.02	9.324	23-Sep-14	9	A Turnbull	21.3	7.745	23-Sep-14
10	E Doyle	32.7	2.973	21-Feb-23	10	J Martinez	7.10	9.219	16-Jul-19	10	JT Hughes-Dowd	20.8	7.584	18-Feb-25
11	T Stevenson	31.7	2.882	21-Feb-23	11	L Turnbull	7.21	9.078	16-Jul-19	11	J Lawson	20.4	7.418	21-Feb-23
12	C Youart	30.7	2.791	17-Feb-26	12	A Turnbull	7.22	9.066	23-Sep-14	12	B Brooks	20.1	7.309	23-Sep-14
13	A Bradford	N/A	N/A	N/A	13	F Holmes	7.37	8.881	23-Sep-14	12	L Turnbull	20.1	7.309	16-Jul-19
13	A Hall	N/A	N/A	N/A	14	G Reyes-England	7.42	8.821	16-Jul-19	14	G Reyes-England	19.8	7.200	16-Jul-19
13	A Turnbull	N/A	N/A	N/A	15	L Whittaker	7.65	8.556	17-Feb-26	15	L Whittaker	19.7	7.184	18-Feb-25
13	B Brooks	N/A	N/A	N/A	16	B Brooks	7.85	8.338	23-Sep-14	16	J Martinez	19.1	6.945	16-Jul-19
13	Ca Holland	N/A	N/A	N/A	16	E Doyle	7.85	8.338	21-Feb-23	17	A Bradford	18.6	6.764	23-Sep-14
13	D Jackson	N/A	N/A	N/A	18	L Brooks	7.97	8.213	23-Sep-14	17	E Woodhouse	18.6	6.764	17-Feb-26
13	E Jackson	N/A	N/A	N/A	19	T Stevenson	8.04	8.141	21-Feb-23	19	E Doyle	18.2	6.618	21-Feb-23
13	E Stott-Zafiroopoulos	N/A	N/A	N/A	20	E Woodhouse	8.06	8.121	17-Feb-26	20	C Youart	18.1	6.582	17-Feb-26
13	F Holmes	N/A	N/A	N/A	21	L Stott-Zafiroopoulos	8.07	8.111	23-Sep-14	21	M Blake	17.5	6.364	18-Feb-25
13	G Reyes-England	N/A	N/A	N/A	22	M Blake	8.13	8.051	18-Feb-25	22	L Brooks	17.4	6.327	23-Sep-14
13	J Martinez	N/A	N/A	N/A	23	A Bradford	8.15	8.031	23-Sep-14	23	N Bradford	16.9	6.145	23-Sep-14
13	J Perry	N/A	N/A	N/A	24	N Bradford	8.33	7.858	23-Sep-14	24	T Stevenson	16.8	6.109	21-Feb-23
13	L Brooks	N/A	N/A	N/A	25	C Youart	8.44	7.755	17-Feb-26	25	L Stott-Zafiroopoulos	16.4	5.984	23-Sep-14
13	L Stott-Zafiroopoulos	N/A	N/A	N/A	26	S Bowman	8.64	7.576	16-Jul-19	26	S Bowman	16.1	5.855	16-Jul-19
13	L Turnbull	N/A	N/A	N/A	26	S Martinez	8.64	7.576	16-Jul-19	27	D Jackson	15.3	5.564	23-Sep-14
13	M Litherland	N/A	N/A	N/A	28	E Stott-Zafiroopoulos	8.80	7.438	23-Sep-14	27	Ca Holland	15.3	5.564	23-Sep-14
13	N Bradford	N/A	N/A	N/A	29	D Jackson	8.91	7.346	23-Sep-14	29	E Stott-Zafiroopoulos	15.0	5.455	23-Sep-14
13	R Litherland	N/A	N/A	N/A	30	Ca Holland	9.82	6.665	23-Sep-14	30	E Jackson	14.0	5.091	23-Sep-14
13	S Bowman	N/A	N/A	N/A	31	J Perry	10.20	6.417	23-Sep-14	31	J Perry	13.5	4.909	23-Sep-14
13	S Martinez	N/A	N/A	N/A	32	E Jackson	10.41	6.288	23-Sep-14	32	S Martinez	10.5	3.818	16-Jul-19



Adult 'C' – Gordon (9th), winner Liam Smith, Jim Dudley (8th) and Stuart Gray (10th)



Championship Tables



Those All Important
Points!



Adult 'B' – Nick Sismey (7th), winner JJ, Lewis Blacker (6th) in his 150th start, and Liam (5th)



Championship
Leaders 17Feb26
After Round 05



Adult

Junior

Championship

Championship

Lee Pateman

JJ Hughes-Dowd

Final Challenge

Final Challenge

Denis Latham

JJ Hughes-Dowd

King of Speed

King of Speed

TBA

TBA

Top Adult Points at dhorcingham oval

Top Junior Points at dhorcingham oval

Other

Masters (56+)

Early Parents

Steve Whittaker

Steve Whittaker

Alan Bullock

Bob Chadwick

TBA

TBA

Winner of last Adult Club Night in August

Winner of last Adult Club Night in October

Key: **Orange** = New Leader, **Green** = Champion



Adult 'A' – Angus (3rd), winner Reuben, Lee Pateman (2nd) and new Championship leader, with JJ (4th)



DHORC Championship 2026 after Round 05

Pos	Competitor	Wins	MIA F1	INT F1	INT GC	CAD F1	CAD GC	Total 38	Best (75%)	Diff
	Name		1	2	3	4	5		TBA	
	(Adults)		06-Jan	27-Jan	27-Jan	17-Feb	17-Feb		Scores	
1	L Pateman	1	39	38	29	48	38	192	192	
2	R Litherland	2	27	29	45	29	46	176	176	16
3	N Sismey (M)		28	31	28	38	27	152	152	24
4	L Blacker		29	27	31	26	28	141	141	11
5	S Goodlip (M)	2	46	48	41	DNS	DNS	135	135	6
6	S Gray (M)		26	26	23	28	24	127	127	8
7	J Dudley (M)		20	24	26	25	26	121	121	6
8	C Bowles		35	36	36	DNS	DNS	107	107	14
8	S Whittaker (M)		18	21	22	23	23	107	107	
10	A Woodhouse		16	20	21	22	22	101	101	6
11	J Crunden		17	22	19	21	21	100	100	1
11	A Smith (M)		33	DNS	DNS	29	38	100	100	
13	D Hughes-Dowd		15	19	18	20	20	92	92	8
14	D Latham		24	28	27	DNS	DNS	79	79	13
15	G Reynolds (M)		23	DNS	DNS	24	25	72	72	7
16	C Blake		22	23	25	DNS	DNS	70	70	2
17	M Gretton (M)		19	25	24	DNS	DNS	68	68	2
18	L Smith		DNS	DNS	DNS	36	29	65	65	3
19	JJ Hughes-Dowd		DNS	DNS	DNS	31	31	62	62	3
20	M Graham		DNS	18	20	DNS	DNS	38	38	24
21	M Blood		25	DNS	DNS	DNS	DNS	25	25	13
22	B Johnson (M)		21	DNS	DNS	DNS	DNS	21	21	4
Pos	(Juniors)	Wins	752	753	754	755	756	Total	75%	Diff
1	JJ Hughes-Dowd	5	49	48	50	50	50	247	247	
2	J Woodhouse		39	40	38	38	38	193	193	54
3	L Whittaker		34	31	31	31	34	161	161	32
4	E Woodhouse		29	28	27	34	31	149	149	12
5	C Youart		28	27	29	29	29	142	142	7
6	B Crunden		31	29	28	DNS	DNS	88	88	54
7	J Graham		DNS	34	34	DNS	DNS	68	68	20
8	M Blake		DNS	26	26	DNS	DNS	52	52	16
Pos	(Masters)	Wins	752	753	754	755	756	Total	75%	Diff
1	S Whittaker (M)	1	2.0	1.5	2.0	2.0	2.0	9.5	9.5	
2	N Sismey (M)	1	3.0	2.5	1.0	1.5	0.5	8.5	8.5	1.0
3	J Dudley (M)	1	1.5	0.5	3.5	1.0	1.5	8.0	8.0	0.5
3	S Gray (M)	1	1.5	1.5	1.5	3.0	0.5	8.0	8.0	
5	S Goodlip (M)		2.0	2.0	1.5	DNS	DNS	5.5	5.5	2.5
6	M Gretton (M)	1	1.0	3.0	0.5	DNS	DNS	4.5	4.5	1.0
7	G Reynolds (M)		1.5	DNS	DNS	0.5	1.0	3.0	3.0	1.5
7	A Smith (M)		0.5	DNS	DNS	1.5	1.0	3.0	3.0	
9	B Johnson (M)		0.5	DNS	DNS	DNS	DNS	0.5	0.5	2.5
Pos	(Early Parents)	Wins	752	753	754	755	756	Total	75%	Diff
1	S Whittaker (M)	4	18	21	22	23	23	107	107	
2	A Woodhouse		16	20	21	22	22	101	101	6
3	J Crunden	1	17	22	19	21	21	100	100	1
4	D Hughes-Dowd		15	19	18	20	20	92	92	8
5	M Graham		DNS	18	20	DNS	DNS	38	38	54

DHORC Final Challenge 2026 Round 05

Pos	Competitor		Final Wins	MIA F1	INT F1	INT GC	CAD F1	CAD GC	Results	
	Name			1	2	3	4	5	(37)	Turn Up
	(Adult)			06-Jan	27-Jan	27-Jan	17-Feb	17-Feb	Points	Rate
1	D Latham	3	4.5	3.0	2.5	DNS	DNS	10.0	60.00%	
2	S Whittaker (M)	4	2.0	1.5	2.0	2.0	2.0	9.5	100.00%	
3	N Sismey (M)	2	3.0	2.5	1.0	1.5	0.5	8.5	100.00%	
4	J Dudley (M)	1	1.5	0.5	3.5	1.0	1.5	8.0	100.00%	
4	L Pateman	1	1.5	1.5	1.5	2.0	1.5	8.0	100.00%	
4	S Gray (M)	1	1.5	1.5	1.5	3.0	0.5	8.0	100.00%	
7	L Blacker	1	1.5	0.5	2.5	1.5	1.0	7.0	100.00%	
8	R Litherland	2	0.5	1.5	2.0	0.5	2.0	6.5	100.00%	
8	A Woodhouse		1.0	1.0	1.5	1.5	1.5	6.5	100.00%	
10	J Crunden	1	1.5	2.0	0.5	1.0	1.0	6.0	100.00%	
11	S Goodlip (M)	2	2.0	2.0	1.5	DNS	DNS	5.5	60.00%	
11	D Hughes-Dowd	1	0.5	2.5	1.5	0.5	0.5	5.5	100.00%	
13	C Bowles	1	3.0	1.0	1.0	DNS	DNS	5.0	60.00%	
13	JJ Hughes-Dowd	2	DNS	DNS	DNS	2.5	2.5	5.0	100.00%	
15	M Gretton (M)	1	1.0	3.0	0.5	DNS	DNS	4.5	60.00%	
15	M Graham	1	DNS	1.5	3.0	DNS	DNS	4.5	50.00%	
15	L Smith	1	DNS	DNS	DNS	1.0	3.5	4.5	100.00%	
18	C Blake		1.0	1.5	1.0	DNS	DNS	3.5	60.00%	
19	G Reynolds (M)		1.5	DNS	DNS	0.5	1.0	3.0	60.00%	
19	A Smith (M)		0.5	DNS	DNS	1.5	1.0	3.0	60.00%	
21	M Blood		1.0	DNS	DNS	DNS	DNS	1.0	20.00%	
22	B Johnson (M)		0.5	DNS	DNS	DNS	DNS	0.5	20.00%	
Pos	(Junior)	Wins	752	753	754	755	756	Points	Rate	
1	JJ Hughes-Dowd	5	2.0	2.0	2.0	2.0	2.0	10.0	100.00%	
2	E Woodhouse	2	1.5	1.0	0.5	3.0	2.5	8.5	100.00%	
3	J Woodhouse		1.5	1.5	1.5	1.5	1.5	7.5	100.00%	
4	C Youart		1.0	0.5	1.5	1.5	1.5	6.0	100.00%	
5	L Whittaker	1	1.0	2.5	0.5	0.5	1.0	5.5	100.00%	
6	B Crunden	1	2.5	1.5	1.0	DNS	DNS	5.0	60.00%	
7	J Graham	1	DNS	1.0	3.0	DNS	DNS	4.0	50.00%	
8	M Blake		DNS	0.0	0.0	DNS	DNS	0.0	50.00%	
Turn Up Rates			100%	86%	85.71%	63.33%	63.33%	AVE	78.72%	

Members' Statistics

ADULT STATISTICS 1992-2026 - AFTER DHORC 756

Sheet 1 of 5 (Note: Highlighted Names are Current 2026 Members, CS = Best Consecutive Results)

MEETINGS (Junior & Adult) ATTENDED			RACES (Junior & Adult) COMPLETED			DRIVER RANKING			FINALS WON			
Pos	ADULT (1st Race)	No	Pos	ADULT	No	Pos	ADULT	SCORE	Pos	ADULT	No	CS
1	P REES (07Jul92)	710	1	P REES	3,964	1	* S GOODLIP	2,575	1	L PATEMAN	294	(5)
2	N SISMEY (07Jul92)	703	2	N SISMEY	3,754	2	* J SISMEY	2,750	2	P REES	255	(3)
3	L PATEMAN (01Sep92)	646	3	L PATEMAN	3,527	3	* W LANDER	2,838	3	S GOODLIP	206	(4)
4	G PEACH (07Jan97)	457	4	G PEACH	2,548	4	* A SMITH	3,313	4	N SISMEY	186	(2)
5	S GOODLIP (01Jun93)	435	5	S GOODLIP	2,228	5	* M CHADWICK	3,813	5	M CHADWICK	117	(3)
6	P BARBER	363	6	P BARBER	2,162	6	* C BOWLES	4,136	6	A SMITH	113	(5)
7	A McPEAKE	299	7	A BULLOCK	1,802	7	* R LITHERLAND	4,513	7	L SMITH	107	(3)
8	A BULLOCK	292	8	A McPEAKE	1,658	8	* J TAGUE	4,538	8	J SISMEY	103	(4)
9	M CHADWICK	287	9	R MASTERS	1,598	9	* T MEASHAM	5,113	9	G PEACH	102	(2)
10	R MASTERS	280	10	M CHADWICK	1,537	10	* J NEALE	5,200	10	D McPEAKE	77	(2)
11	N LAMBERT	289	11	C ROYTHORNE	1,513	11	* L PATEMAN	5,525	11	L BLACKER	69	(3)
12	D TURNBULL (07Nov13)	256	12	N LAMBERT	1,479	12	* A TURNBULL	5,775	12	A McPEAKE	66	(2)
13	L SMITH (29May07) (30)	252	13	L SMITH (1,792)	1,440	13	* N SISMEY	6,050	12	A BULLOCK	66	(2)
14	C ROYTHORNE	249	14	D McPEAKE	1,366	14	* K LYE	6,063	14	J TAGUE	64	(2)
15	A SMITH (07Jul92)	246	15	R SEAMAN	1,313	15	* C ROYTHORNE	6,350	15	N LAMBERT	61	(2)
16	D McPEAKE	245	16	J SISMEY (1,957)	1,303	16	* G PEACH	6,438	15	M ALLSOPP	61	(3)
17	R SEAMAN	235	17	D TURNBULL	1,275	17	* D GARBETT	6,450	17	R SEAMAN	60	(2)
18	J SISMEY (331)	211	18	M ALLSOPP	1,265	18	* A McPEAKE	6,488	18	W LANDER	56	(2)
19	M ALLSOPP	203	19	A SMITH	1,163	18	* L SMITH	6,488	19	C ROYTHORNE	55	(2)
20	J LAMB	179	20	J LAMB	1,048	20	* R SEAMAN	6,550	20	R MASTERS	54	(2)
21	C BOWLES (28Mar95) (245)	169	21	S ANAND	976	21	* P REES	6,650	21	S ANAND	53	(3)
22	S GRAY (10Apr18)	167	22	P LEVERS	957	22	* R BLAKE	7,125	22	C BOWLES	52	(3)
23	P LEVERS	166	23	J LYMER	948	23	* T CHADWICK	7,250	23	J LAMB	49	(3)
24	J TAGUE	165	24	J TAGUE	858	23	* S ANAND	7,250	24	P LEVERS	48	(2)
25	S ANAND	154	25	K ALCOCK	848	25	* A BULLOCK	7,438	25	A HOLLIDAY	43	(3)
26	L BLACKER (30Apr19)	150	26	D EDWARDS	801	26	* M ALLSOPP	7,488	26	I BRENTNALL	41	(3)
27	J LYMER	146	27	C BOWLES (1,152)	750	27	* L BLACKER	8,100	26	P BARBER	41	(2)
28	D EDWARDS	139	28	G WESTON	682	28	* R CROSSLAND	8,175	28	R LITHERLAND	40	(3)
29	K ALCOCK	131	29	A HOLLIDAY	679	29	* JJ HUGHES-DOWD	8,538	29	J LYMER	38	(2)
30	B JOHNSON (29Mar94)	128	30	S GRAY	663	30	* D McPEAKE	8,563	30	D TURNBULL	37	(3)
31	A HOLLIDAY	123	31	W LANDER	661	31	* D BRENTNALL	8,838	30	JJ HUGHES-DOWD	37	(4)
32	L EDWARDS	116	32	L EDWARDS	654	32	* K PAYNE	8,850	32	B JOHNSON	34	(3)
33	S SMITH	115	33	J HOLMES	639	33	* J ROYTHORNE	8,938	33	G WESTON	33	(2)
33	R LAWSON (03Mar15)	115	34	L BLACKER	605	34	* J LEVERS	9,063	34	K ALCOCK	30	(3)
35	G WESTON	113	35	B JOHNSON	603	35	* D TURNBULL	9,088	34	A TURNBULL	30	(2)
36	C HENRY	109	36	S SMITH	581	36	* A DAVIES	9,138	36	D EDWARDS	29	(2)
36	D GARBETT	109	37	R LAWSON	577	37	* P LEVERS	9,188	36	D GARBETT	29	(2)
36	R LITHERLAND (21May13) (260)	109	38	C HENRY	552	38	* J LYMER	9,288	38	R BLAKE	26	(2)
39	W LANDER	104	39	D GARBETT	523	39	* S PANK	9,775	39	D BRENTNALL	25	(5)
40	J HOLMES	98	40	I BRENTNALL	511	40	* S WHITTACKER	9,813	39	M ROGERS	25	(3)
41	D HUGHES-DOWD (18Oct22)	97	41	R CROSSLAND	496	41	* D PASSELL	9,850	39	J HOLMES	25	
42	I BRENTNALL	94	42	T DINGLEY	495	42	* J LAMB	10,063	42	J NEALE	24	(2)
43	A WOODHOUSE (09Aug22)	89	43	J ROYTHORNE	432	43	* T DINGLEY	10,125	43	D HUGHES-DOWD	23	(2)
44	A TURNBULL (07Nov13) (240)	88	44	A TURNBULL (1,294)	389	44	* I BRENTNALL	10,325	44	J LEVERS	22	(3)
45	T DINGLEY	87	44	R LITHERLAND (1,306)	389	45	* D LATHAM	10,339	44	R CROSSLAND	22	(2)
46	R CROSSLAND	81	46	R BLAKE	383	46	* M KNIGHTON	10,363	46	S MINNIS	21	(3)
47	A STAMPER	76	47	A STAMPER	366	47	* G WESTON	10,375	46	S PANK	21	(2)
48	D LATHAM (21Feb23)	71	48	S PANK	364	48	* D EDWARDS	10,438	46	T DINGLEY	21	
49	S PANK	69	49	J LITHERLAND	362	49	* M ROGERS	10,463	49	J ROYTHORNE	20	(2)
49	J ROYTHORNE	69	50	S MINNIS	356	50	* B JOHNSON	10,539	50	C HENRY	19	

(Driver Ranking = Average Position in Qualifying, Final Position, Fastest Lap & Race Laps Over Last 20 club nights)

ADULT STATISTICS 1992-2026 - AFTER DHORC 756

Sheet 2 of 5 (Note: Highlighted Names are Current 2026 Members, CS = Best Consecutive Results)

MEETINGS (Junior & Adult)			RACES (Junior & Adult)			DRIVER RANKING			FINALS WON		
ATTENDED			COMPLETED			ADULT			ADULT		
Pos	ADULT (1st Race)	No	Pos	ADULT	No	Pos	SCORE	Pos	ADULT	No	CS
51	JJ HUGHES-DOWD (170)	68	51	D HUGHES-DOWD	326	51	* J CRUNDEN	10.975	50	S GRAY	19
52	S MINNIS	67	52	J LEVERS	322	52	* S MINNIS	11.400	52	A FEARN	18 (2)
53	R BLAKE	62	53	A FEARN (380)	319	53	* JT HUGHES-DOWD	11.500	53	D LATHAM	16 (2)
53	J LITHERLAND	62	54	J NEALE	318	54	* S GRAY	11.783	54	S LANDER	14 (2)
53	A STEVENSON (18Oct22)	62	55	M ROGERS	308	55	* D HUGHES-DOWD	12.134	55	T CHADWICK	13 (2)
56	J NEALE	60	56	M MARTINEZ	289	56	* A WOODHOUSE	12.225	56	J HITCHCOCK	12 (2)
57	M ROGERS	57	57	A WOODHOUSE	283	57	* J HOLMES	12.350	56	P FOXLEY	12 (2)
58	J LEVERS	53	58	K LYE	263	58	* A HOLLIDAY	12.463	56	R LAWSON	12
58	M GRAHAM (20Feb24)	53	59	G SCHULE	258	59	* K ALCOCK	12.613	56	A WOODHOUSE	12
60	G SCHULE	52	60	C BULLOCK (639)	248	60	* A FEARN	12.625	60	T MEASHAM	11
60	M DUTSON (15Mar22)	52	61	D LATHAM	243	61	* M STURGESS	12.675	60	S SMITH	11
62	A FEARN	49	62	D BRETNALL	225	62	* N LAMBERT	12.950	60	H SMITH	11
62	M MARTINEZ	49	62	T CHADWICK (999)	225	63	* P FOXLEY	12.963	60	J LAWSON	11 (3)
64	D OLIVER	45	64	D OLIVER	216	64	* H SMITH	13.138	60	JT HUGHES-DOWD	11 (2)
65	D WALKER	42	65	D WALKER	212	65	* G SCHULE	13.238	65	D WALKER	10
65	K LYE	42	66	A DAVIES	211	66	* J TETLEY	13.313	65	D PASSELL	10 (2)
67	D BRETNALL	41	67	T MEASHAM (758)	208	67	* J LAWSON	13.488	65	L EDWARDS	10
68	A THOMPSON	39	68	M KNIGHTON	206	68	* C HENRY	13.763	68	S DUNN	9 (2)
69	M KNIGHTON	36	69	A STEVENSON	204	69	* D GREEN	13.850	68	K LYE	9
69	T CHADWICK (183)	36	70	J CHELL	202	70	* M DUTSON	13.900	68	G REYNOLDS	9
69	C BULLOCK (102)	36	71	D PASSELL	191	71	* R LAWSON	13.950	71	G LAMBERT	8 (4)
72	S DUNN	35	72	S DUNN	183	71	* S SMITH	13.950	71	J LITHERLAND	8
73	D PASSELL	34	73	A THOMPSON	179	73	* M GRAHAM	14.000	71	C COOPER	8
73	A DAVIES	34	74	P FOXLEY	172	74	* J LITHERLAND	14.125	71	J CRUNDEN	8
75	T MEASHAM (126)	33	75	M GRAHAM	169	75	* J DUDLEY	14.213	71	S WHITTAKER	8
76	G LAMBERT	32	76	G LAMBERT	168	76	* A STAMPER	14.300	76	R CHADWICK	7 (2)
76	P FOXLEY	32	77	M STURGESS	163	77	* R MASTERS	14.325	76	A DAVIES	7
78	JT HUGHES-DOWD (81)	31	78	S SUMNER	157	78	* M HOLLAND	14.375	76	M GRAHAM	7 (2)
78	S WHITTAKER (28Nov24)	31	79	B BRUCE	148	79	* C BLAKE	14.460	79	M JUBB	6
80	J CHELL	30	79	M DUTSON	148	80	* N CHATTLE	14.488	79	A STAMPER	6
80	C BLAKE (07Jan25)	30	81	R CHADWICK	146	81	* B BRUCE	14.563	79	C BULLOCK	6
80	G REYNOLDS (18Feb25)	30	82	J TETLEY	143	82	* A STEVENSON	14.588	79	K PAYNE	6
80	J DUDLEY (11Mar25)	30	83	K PAYNE	140	83	* L EDWARDS	14.800	79	J TETLEY	6 (2)
84	M STURGESS	29	84	R HITCHCOCK	138	84	* C BULLOCK	15.138	79	T BALDOCK	6
85	R HITCHCOCK	27	85	M HOLLAND	129	85	* D OLIVER	15.688	85	C SCHOFIELD	5 (2)
85	R CHADWICK	27	86	J HITCHCOCK	127	86	* G REYNOLDS	15.849	85	AJ McPEAKE	5 (2)
85	J CRUNDEN (11Mar25)	27	87	C SCHOFIELD	124	87	* S DUNN	15.963	85	I HOLLAND	5
88	S SUMNER	26	88	I HOLLAND	120	88	* J WARDLE	15.988	85	M TANSLEY	5
89	B BRUCE	25	88	D GREEN	120	89	* A THOMPSON	16.063	85	D OLIVER	5
90	C STANNARD	24	90	N CHATTLE	119	90	* G LAMBERT	16.175	85	D GREEN	5
90	H SMITH (137)	24	91	S LANDER	118	91	* S SUMNER	16.425	85	J CHELL	5
90	J LAWSON (18Aug15) (108)	24	91	C STANNARD	118	92	* M MARTINEZ	16.763	85	R JAMES	5
93	I HOLLAND	23	93	T HAGUES	111	93	* J CHELL	17.138	85	N JARRAM	5
93	J HITCHCOCK	23	94	S WHITTAKER	107	94	* C STANNARD	17.325	94	S REVITT	4 (2)
93	C SCHOFIELD	23	95	G REYNOLDS	106	95	* R HITCHCOCK	18.063	94	R HITCHCOCK	4
93	D GREEN	23	96	R JAMES	105	96	* C SCHOFIELD	18.113	94	M KNIGHTON	4
93	M HOLLAND	23	97	JJ HUGHES-DOWD (437)	102	97	* D WALKER	18.163	94	M STURGESS	4
93	K PAYNE	23	98	C BLAKE	101	98	* P BARBER	18.938	94	M BLOOD	4
99	J TETLEY	21	98	J DUDLEY	101	99	* J HITCHCOCK	21.388	99	S PATCHING	3
100	N CHATTLE	20	100	C CARRINGTON	100	100	* R CHADWICK	22.013	99	C NORRIS	3

ADULT STATISTICS 1992-2026 - AFTER DHORC 756

Sheet 3 of 5 (Note: Highlighted Names are Current 2026 Members, CS = Best Consecutive Results)

MEETINGS (Junior & Adult)		RACES (Junior & Adult)		DRIVER		FINALS				
ATTENDED		COMPLETED		RANKING		WON				
Pos	ADULT (1st Race)	No	ADULT	No	ADULT	SCORE	Pos	ADULT	No	CS
100	J WARDLE (18Feb25)	20	101 M JUBB	99	101 * I HOLLAND	22.288	99	J HENRY	3	
102	M JUBB	19	102 C BRADFORD	97	N/A T BALDOCK	2.583	99	C CARRINGTON	3	
102	K SPINK (18Feb25)	19	103 P MELLOR	93	N/A S REVITT	3.792	99	A HUGHES	3	
104	C CARRINGTON	18	104 J CRUNDEN	87	N/A S LANDER	4.485	99	M HOLLAND	3	
104	T HAGUES	18	105 N MAFFIN	82	N/A AJ McPEAKE	6.659	99	C STANNARD	3	
106	N MAFFIN	17	106 P COCKBILL	81	N/A A HUGHES	6.792	99	M BLAKE	3	(2)
106	S LANDER	17	107 D LEVERTON	75	N/A S WHITE	8.000	99	K SPINK	3	
106	P MELLOR	17	108 M TANSLEY	73	N/A C SLATER	9.250	99	C BLAKE	3	
106	C BRADFORD	17	109 YAN SHEN	68	N/A L HOBSON	9.542	99	J WARDLE	3	
106	C COOPER	17	109 M BLOOD	68	N/A L BOWLES	10.357	99	J DUDLEY	3	
111	P COCKBILL	16	111 J KELLY	67	N/A S SIDDANS	10.417	111	H VD HEUVEL	2	(2)
111	N JARRAM (18Feb25)	16	112 J WARDLE	66	N/A J KELLY	10.500	111	J KELLY	2	
113	R JAMES	15	113 S REVITT	63	N/A J GRAHAM	10.625	111	C SLATER	2	(2)
114	M TANSLEY	14	114 K SPINK	62	N/A J HENRY	11.000	111	YAN SHEN	2	
114	L BOWLES (82)	14	115 M WATTS (130)	61	N/A F HOLMES	11.194	111	I HALL	2	
116	J KELLY	13	115 C COOPER	61	N/A C COOPER	11.500	111	S SUMNER	2	
116	D LEVERTON	13	117 J McDONALD (98)	60	N/A M BLOOD	12.114	111	B BRUCE	2	
118	S REVITT	12	118 W BLURTON	58	N/A C ATKINSON	12.125	111	C BRADFORD	2	
118	P PURKIS	12	118 F HOLMES (827)	58	N/A J MELLOR	12.650	111	M MARTINEZ	2	
118	M WATTS (25)	12	120 I HALL	57	N/A A DOBBINS	12.925	111	L BOWLES	2	
118	T STACEY	12	120 T STACEY	57	N/A P WRIGHT	13.250	111	A STEVENSON	2	
122	AJ McPEAKE (76)	11	122 N JARRAM	55	N/A T STACEY	13.271	111	M DUTSON	2	
122	YAN SHEN	11	123 T CASH	54	N/A P ZIMMERMAN	13.500	123	R GILLARD	1	
122	M BLOOD (14Aug12)	11	124 N WRIGHT	52	N/A M TANSLEY	13.500	123	D ROYTHORNE	1	
125	R GILLARD	10	125 AJ McPEAKE (376)	50	N/A L COPLEY	13.500	123	P COCKBILL	1	
125	A DOBBINS	10	125 T BALDOCK	50	N/A N WRIGHT	13.556	123	J JOHNSON	1	
125	I HALL	10	127 R GILLARD	49	N/A C WILKINSON	14.083	123	G SCHULE	1	
125	J McDONALD (16)	10	127 A DOBBINS	49	N/A C CARRINGTON	14.111	123	M WATTS	1	
129	N WRIGHT	9	127 D KENNING	48	N/A N JARRAM	14.219	123	B GEBAUERS	1	
129	T BALDOCK	9	130 P PURKIS	47	N/A K SPINK	14.474	123	G CLARK	1	
129	T CASH	9	131 A LEE	46	N/A K JEFFRIES	14.688	123	L COPLEY	1	
129	F HOLMES (139)	9	131 Z MIDDLETON	46	N/A Da BUCKLEY	14.844	123	A DOBBINS	1	
133	C NORRIS	8	133 Da BUCKLEY	43	N/A S ALLDREAD	14.917	123	C WILKINSON	1	
133	Da BUCKLEY	8	133 J LAWSON (459)	43	N/A B COOK	15.000	123	R HILL	1	
133	W BLURTON	8	135 A HUGHES (414)	42	N/A J FLETCHER	15.125	123	N CHATTLE	1	
133	D KENNING	8	135 H SMITH (637)	42	N/A J MILLS	15.417	123	C ATKINSON	1	
137	S PATCHING	7	135 JT HUGHES-DOWD (205)	42	N/A W BLURTON	15.438	123	A THOMPSON	1	
137	G CLARK	7	138 P WRIGHT	40	N/A M GRETTON	15.438	123	A LEE	1	
137	J HENRY (134)	7	139 G CLARK	39	N/A R HEATON	15.500	123	D LLOYD	1	
137	R HILL	7	140 S PATCHING	38	N/A R GILLARD	15.575	123	Z MIDDLETON	1	
137	L ELMORE	7	140 C NORRIS	38	N/A R JAMES	15.617	123	T STACEY	1	
137	M BLAKE (23)	7	142 J HENRY (895)	37	N/A G CLARK	15.750	123	F HOLMES	1	
143	D HARROP	6	143 C WILKINSON	35	N/A L HENDERSON	15.750	123	J McDONALD	1	
143	D HART	6	143 YUAN ZHI	35	N/A A LEE	15.833	123	J GRAHAM	1	
143	P WRIGHT	6	143 L ELMORE	35	N/A D LEVERTON	15.846	123	J MILLS	1	
143	C WILKINSON	6	146 D BUCKLEY	33	N/A R SPENCER	15.850	123	M GRETTON	1	
143	A HUGHES (67)	6	147 R HILL	32	N/A YUAN ZHI	15.875				
143	Ch HOLLAND	6	148 D HART	30	N/A R HILL	16.071				
143	D BUCKLEY	6	148 D HARROP	30	N/A S KERR	16.083				
143	YUAN ZHI	6	148 Ch HOLLAND	30	N/A P COCKBILL	16.156				

ADULT STATISTICS 1992-2026 - AFTER DHORC 756

Sheet 4 of 5 (Note: Highlighted Names are Current 2026 Members, CS = Best Consecutive Results)

MEETINGS (Junior & Adult)		RACES (Junior & Adult)		DRIVER			FINALS		
ATTENDED		COMPLETED		RANKING			WON		
Pos	ADULT (1st Race)	No	Pos	ADULT	No	Pos	ADULT	No	CS
143	A LEE	6	151	St BOWMAN	29	N/A	D LLOYD		16.167
143	Z MIDDLETON	6	151	C BLURTON	29	N/A	S PATCHING		16.179
143	S KERR	6	153	R SPENCER	28	N/A	Z MIDDLETON		16.250
143	J MILLS (11Mar25)	6	154	C ATKINSON	27	N/A	J McDONALD		16.375
143	L HOBSON (21Oct25)	6	155	K JEFFRIES	26	N/A	D KENNING		16.469
156	R SPENCER	5	156	L COPLEY	25	N/A	L HAYMES		16.500
156	J MELLOR (87)	5	156	D LLOYD	25	N/A	M BLAKE		16.607
156	C BLURTON	5	158	S SIDDON	23	N/A	M WATTS		16.625
159	B GEBAUERS	4	158	J MILLS	23	N/A	C NORRIS		16.714
159	C ROBINSON	4	160	S KERR	22	N/A	T CASH		16.889
159	S HENDRY	4	161	B GEBAUERS	21	N/A	G HADDON		17.000
159	C ATKINSON	4	161	L HOBSON	21	N/A	D HARROP		17.500
159	K JEFFRIES	4	163	C ROBINSON	20	N/A	St BOWMAN		17.500
159	W PARKIN	4	163	S HENDRY	20	N/A	YAN SHEN		17.636
159	St BOWMAN	4	165	L BOWLES (372)	19	N/A	I HALL		17.650
159	M GRETTON (16Dec25)	4	166	W PARKIN	17	N/A	L ZHOU		17.750
167	H VD HEUVEL	3	166	M GRETTON	17	N/A	C ROBINSON		18.000
167	J JOHNSON	3	168	J JOHNSON	16	N/A	N MAFFIN		18.103
167	S ALLDREAD	3	168	J MELLOR (497)	16	N/A	D HART		18.208
167	L COPLEY	3	170	S ALLDREAD	15	N/A	T HAGUES		18.236
167	S SIDDON	3	170	S BENNETT	15	N/A	C BRADFORD		18.279
167	D LLOYD	3	172	H VD HEUVEL	14	N/A	D BUCKLEY		18.333
167	S BENNETT	3	172	P ZIMMERMANN	14	N/A	J ASHCROFT		18.375
174	D ROYTHORNE	2	172	L HENDERSON	14	N/A	B FAHRNER		18.750
174	J ASHCROFT	2	175	D ROYTHORNE	11	N/A	Ch HOLLAND		18.792
174	A CARTER	2	176	J ASHCROFT	10	N/A	C BLURTON		18.800
174	B FAHRNER	2	176	A CARTER	10	N/A	B GEBAUERS		18.875
174	L ZHOU	2	176	B FAHRNER	10	N/A	S HENDRY		19.188
174	B COOK	2	176	B COOK	10	N/A	D ROYTHORNE		19.375
174	J FLETCHER	2	176	J FLETCHER	10	N/A	M JUBB		19.408
174	L HAYMES	2	176	L HAYMES	10	N/A	S BENNETT		19.417
174	J GRAHAM (51)	2	176	M BLAKE (69)	10	N/A	J JOHNSON		19.500
183	S WHITE	1	183	L ZHOU	9	N/A	A HARTLEY		19.750
183	P DUNNE	1	184	C SLATER	7	N/A	W PARKIN		19.813
183	A HARTLEY	1	185	T MAKUNI	6	N/A	T MAKUNI		20.000
183	C SLATER	1	186	S WHITE	5	N/A	P DUNNE		20.750
183	P ZIMMERMANN	1	186	R HEATON	5	N/A	P MELLOR		20.882
183	L HENDERSON	1	186	A HARTLEY	5	N/A	A CARTER		21.625
183	G HADDON (26)	1	186	G HADDON (143)	5	N/A	L ELMORE		21.786
183	T MAKUNI	1	190	P DUNNE	4	N/A	P PURKIS		22.667
183	R HEATON	1	191	J GRAHAM (165)	3	N/A	H VD HEUVEL		22.917

ADULT STATISTICS 1992-2026, AFTER DHORC 756

Sheet 5 of 5 (Note: Highlighted Names are Current 2026 Members, CS = Best Consecutive Results)

POLES				IQR's				WINS				FASTEST LAPS				BEST RACE LAPS				CHAMPIONSHIPS		
Pos	ADULT	No	CS	Pos	ADULT	No	CS	Pos	ADULT	No	CS	Pos	ADULT	No	CS	Pos	ADULT	No	CS	YEAR	ADULT	
1	L PATEMAN	133	(7)	1	L PATEMAN	524	(19)	1	L PATEMAN	125	(4)	1	L PATEMAN	294	(14)	1	L PATEMAN	194	(6)	1992	N SISMEY	
2	S GOODLIP	108	(7)	2	N SISMEY	402	(5)	2	S GOODLIP	106	(5)	2	A SMITH	92	(6)	2	A SMITH	98	(4)	1993	J TAGUE	
3	M CHADWICK	101	(9)	3	S GOODLIP	378	(6)	3	N SISMEY	88	(4)	3	S GOODLIP	77	(5)	3	N SISMEY	91	(5)	1994	J TAGUE	
4	A SMITH	99	(5)	4	M CHADWICK	304	(10)	4	M CHADWICK	83	(7)	4	N SISMEY	52	(4)	4	S GOODLIP	89	(5)	1995	J TAGUE (3)	
5	N SISMEY	86	(3)	5	A SMITH	233	(7)	5	A SMITH	80	(4)	5	J TAGUE	48	(5)	5	M CHADWICK	68	(3)	1996	M CHADWICK	
6	J SISMEY	50	(4)	6	J SISMEY	210	(8)	6	J SISMEY	59	(3)	6	J SISMEY	38	(4)	6	J SISMEY	39	(3)	1997	M CHADWICK	
7	W LANDER	42	(11)	7	W LANDER	183	(10)	7	W LANDER	41	(9)	7	W LANDER	28	(5)	7	W LANDER	37	(11)	1998	N SISMEY	
8	J TAGUE	26	(4)	8	J TAGUE	126	(5)	8	P REES	34	(2)	8	M CHADWICK	22	(2)	8	J TAGUE	28	(3)	1999	N SISMEY	
9	P REES	21	(2)	9	P REES	109	(3)	9	J TAGUE	28	(4)	9	P REES	14	(3)	9	P REES	28	(2)	2000	M CHADWICK	
10	A McPEAKE	16		10	A McPEAKE	101	(4)	10	A McPEAKE	18	(2)	10	A McPEAKE	13	(2)	10	A McPEAKE	13		2001	M CHADWICK	
11	J LYMER	14		11	J NEALE	49	(6)	11	J LYMER	13	(2)	11	C BOWLES	11	(4)	11	L SMITH	12	(2)	2002	S GOODLIP	
12	J NEALE	9	(3)	12	L SMITH	39	(3)	12	C BOWLES	12	(2)	12	J NEALE	8	(2)	12	D GARBETT	7		2003	L PATEMAN	
13	L SMITH	7		13	J LYMER	38	(3)	13	J NEALE	9	(2)	13	L SMITH	9		13	J NEALE	6		2004	L PATEMAN	
14	R LUTHERLAND	6	1	14	D GARBETT	30	(3)	14	R LUTHERLAND	8	(2)	14	C ROYTHORNE	6		13	M ALLSOPP	6		2005	M CHADWICK (5)	
15	T BALDOCK	5	(2)	15	S ANAND	25	(2)	15	S ANAND	5		15	D GARBETT	5		13	C BOWLES	6	(2)	2006	W LANDER	
16	D GARBETT	5		16	M ALLSOPP	21	(2)	15	M ALLSOPP	5		16	T BALDOCK	4		13	R LUTHERLAND	6		2007	W LANDER	
17	C BOWLES	5		17	T BALDOCK	19	(8)	15	T BALDOCK	5		16	T CHADWICK	4		17	J LYMER	5		2008	W LANDER (3)	
18	S ANAND	3		17	R LUTHERLAND	19	(2)	18	C ROYTHORNE	4		16	A BULLOCK	4		18	T CHADWICK	4		2009	J SISMEY	
18	S REVITT	3	(2)	19	G PEACH	18	(3)	18	L SMITH	4	(2)	14	C ROYTHORNE	3		18	T BALDOCK	4	(2)	2010	L PATEMAN	
18	P LEVERS	3		20	A TURNBULL	15	(2)	18	D GARBETT	4		19	G PEACH	3		18	JJ HUGHES-DOWD	4		2011	L PATEMAN	
18	J LAMB	3		21	C BOWLES	13	(2)	18	A TURNBULL	4		19	J LYMER	3		21	S ANAND	3		2012	L PATEMAN (5)	
22	S LANDER	2		22	C ROYTHORNE	12	(2)	22	S LANDER	3		19	J LAMB	3		22	S REVITT	2	(2)	2013	J SISMEY	
22	D McPEAKE	2		22	S LANDER	12	(2)	22	G PEACH	3		19	R LUTHERLAND	3	(2)	22	D BRENTNALL	2		2014	J SISMEY (3)	
22	A BULLOCK	2		24	D McPEAKE	11		22	JJ HUGHES-DOWD	3		24	S REVITT	2		22	D McPEAKE	2		2015	N SISMEY (4)	
22	C ROYTHORNE	2		25	S REVITT	10	(5)	25	S REVITT	2		24	A DAVIES	2	(2)	22	R BLAKE	2		2016	S GOODLIP	
22	G PEACH	2	(2)	25	T CHADWICK	10		25	AJ McPEAKE	2		24	A TURNBULL	2		22	K LYE	2		2017	S GOODLIP	
22	A TURNBULL	2		25	A BULLOCK	10	(3)	25	R SEAMAN	2		24	B JOHNSON	2		22	P LEVERS	2		2018	S GOODLIP	
22	M DUTSON	2	(2)	28	T MEASHAM	9		25	D McPEAKE	2		28	M ROGERS	1		22	J LAMB	2		2019	A SMITH	
29	T MEASHAM	1		28	P LEVERS	9		25	T CHADWICK	2		28	I BRENTNALL	1		22	C ROYTHORNE	2		2020	N/A	
29	K LYE	1		28	J LAMB	9	(3)	25	J LAMB	2		28	AJ McPEAKE	1		22	G PEACH	2		2021	A SMITH	
29	A DAVIES	1		31	N LAMBERT	7		25	A WOODHOUSE	2	(2)	28	D McPEAKE	1		22	A TURNBULL	2		2022	A SMITH	
29	JJ HUGHES-DOWD	1		32	T DINGLEY	6		32	K LYE	1		28	S LANDER	1		22	A WOODHOUSE	2	(2)	2023	S GOODLIP (5)	
29	D HUGHES-DOWD	1		33	AJ McPEAKE	5	(2)	32	R HILL	1		28	R SEAMAN	1		33	M ROGERS	1		2024	A SMITH	
29	C BLAKE	1		33	R SEAMAN	5	(3)	32	R BLAKE	1		28	G WESTON	1		33	S MINNIS	1		2025	A SMITH (5)	
				33	J LEVERS	5		32	P LEVERS	1		28	T MEASHAM	1		33	I BRENTNALL	1				
				36	M ROGERS	4		32	J ROYTHORNE	1		28	J LEVERS	1		33	S PANK	1				
				36	S MINNIS	4		32	S SMITH	1		28	R BLAKE	1		33	T DINGLEY	1				
				36	K LYE	4						28	S ANAND	1		33	S LANDER	1				
				39	D BRENTNALL	3						28	P LEVERS	1		33	G WESTON	1				
				39	R BLAKE	3						28	J ROYTHORNE	1		33	J LEVERS	1				
				39	R CROSSLAND	3						28	K ALCOCK	1		33	R HILL	1				
				42	I BRENTNALL	2						28	JJ HUGHES-DOWD	1		33	S SUMNER	1				
				42	R MASTERS	2						28	M GRAHAM	1		33	R CROSSLAND	1				
				42	M DUTSON	2	(2)					28	D HUGHES-DOWD	1		33	J ROYTHORNE	1				
				45	P FOXLEY	1						28	C BLAKE	1		33	S SMITH	1				
				45	S PANK	1																
				45	G WESTON	1																
				45	A FEARN	1																
				45	K PAYNE	1																
				45	J ROYTHORNE	1																
				45	K ALCOCK	1																
				45	A DAVIES	1																
				45	JJ HUGHES-DOWD	1																
				45	J CHELL	1																
				45	D HUGHES-DOWD	1																
				45	C BLAKE	1																

IQR Means Individual Qualifying Rounds I.E. Yellow, Green, Red and Blue Lane on a Normal Club Night

JUNIOR STATISTICS 1992-2026 - AFTER DHORC 756

Sheet 1 of 4 (Note: Highlighted Names are Current 2026 Members, CS = Best Consecutive Results)

MEETINGS ATTENDED			RACES COMPLETED			DRIVER RANKING			FINALS WON			
Pos	JUNIOR (1st Race)	No	Pos	JUNIOR	No	Pos	JUNIOR	SCORE	Pos	JUNIOR	No	CS
1	A TURNBULL	152	1	R LITHERLAND	917	1	* L SMITH	1.113	1	JJ HUGHES-DOWD	62	(2)
1	R LITHERLAND	152	2	A TURNBULL	905	2	* A HUGHES	1.175	2	R LITHERLAND	61	(5)
3	T CHADWICK	147	3	L TURNBULL	807	3	* AJ McPEAKE	1.275	3	J HENRY	59	(3)
4	L TURNBULL	133	4	T CHADWICK	774	4	* J MELLOR	1.400	4	A HALL	56	
5	F HOLMES	130	5	F HOLMES	789	5	* J HENRY	1.438	5	A TURNBULL	56	(2)
6	G REYES-ENGLAND	128	6	G REYES-ENGLAND	786	6	* A HALL	1.475	6	T CHADWICK	51	
7	J HENRY	127	7	J HENRY	656	6	* JJ HUGHES-DOWD	1.475	7	J SISMEY	47	
8	J SISMEY	120	8	J SISMEY	654	8	* R LITHERLAND	1.600	8	L BOWLES	40	
9	H SMITH	113	9	Z ROYTHORNE	602	9	* L BOWLES	1.613	9	H SMITH	37	(2)
10	R REES	103	10	H SMITH	595	10	* T MEASHAM	1.638	10	J MELLOR	36	
11	JJ HUGHES-DOWD (18Oct22)	102	11	T MEASHAM	550	11	* A TURNBULL	1.663	11	L SMITH	33	
12	Z ROYTHORNE	100	12	L BROOKS	539	12	* T CHADWICK	1.825	12	P CONNALLY	32	(2)
13	P CONNALLY	95	13	B ROYTHORNE	504	13	* J SISMEY	1.838	13	M MINNIS	31	(2)
14	C BRENTNALL	94	14	P CONNALLY	500	14	* M MINNIS	2.000	13	A HUGHES	31	
15	T MEASHAM	93	15	A HALL	490	15	* J PATEMAN	2.025	15	AJ McPEAKE	30	(2)
16	J WOODHOUSE (09Aug22)	88	16	C BRENTNALL	486	16	* P CONNALLY	2.175	15	C BRENTNALL	30	(2)
17	B ROYTHORNE	84	17	J MELLOR	481	17	* C BRENTNALL	2.275	15	J PATEMAN	30	
17	J LAWSON (18Aug15)	84	18	R REES	467	18	* C BULLOCK	2.300	15	G REYES-ENGLAND	30	
19	L BROOKS	83	19	J PATEMAN	428	19	* C BOWLES	2.313	19	C BOWLES	28	
20	J MELLOR	82	20	J LAWSON	416	20	* K ASHWORTH	2.613	19	L TURNBULL	28	(2)
21	A HALL	80	21	C BOWLES	402	21	* N GULL	2.763	21	F HOLMES	26	
22	C BOWLES	78	22	C BULLOCK	391	22	* T PANK	2.800	22	B ROYTHORNE	25	(2)
22	L BOWLES	78	23	K LEVERS	381	23	* J LAWSON	2.813	23	Z ROYTHORNE	25	(3)
24	T PANK	74	24	T PANK	378	24	* J WOODHOUSE	2.838	24	R REES	24	
25	J PATEMAN	71	25	A HUGHES	372	25	* H SMITH	2.975	25	J STEVENSON	23	
26	M MINNIS	68	25	Ca HOLLAND	372	26	* Z ROYTHORNE	3.038	25	T MEASHAM	23	(3)
27	C BULLOCK	66	27	J MARTINEZ	369	27	* JT HUGHES-DOWD	3.113	25	J LAWSON	23	(2)
27	K LEVERS	66	28	L BOWLES	353	28	* K LEVERS	3.125	28	L BROOKS	21	(2)
29	AJ McPEAKE	65	29	L SMITH	352	29	* K ALI	3.188	29	T PANK	20	
30	T STEVENSON (18Oct22)	62	29	M LITHERLAND	352	30	* L TURNBULL	3.238	30	K LEVERS	15	
31	A HUGHES	61	31	M MINNIS	343	31	* B ROYTHORNE	3.250	30	JT HUGHES-DOWD	15	
31	Ca HOLLAND	61	32	JJ HUGHES-DOWD	335	32	* P WALKER	3.325	30	J WOODHOUSE	15	
33	J MARTINEZ	59	33	AJ McPEAKE	326	33	* J THOMPSON	3.400	33	D BARKER	14	
34	L SMITH	55	34	B BROOKS	325	34	* J LISTER	3.700	33	M LITHERLAND	14	
35	J STEVENSON	54	35	D PAUL	308	35	* T GREEN	3.725	35	J MARTINEZ	13	
35	E WOODHOUSE (31Jan23)	54	36	J WOODHOUSE	291	36	* P MARTIN	3.763	36	C DAVENPORT	12	
37	M LITHERLAND	53	37	L CHADWICK	277	36	* R COOK	3.763	36	K ALI	12	
38	D BARKER	51	38	J STEVENSON	276	38	* C DAVENPORT	3.775	36	D PAUL	12	(2)
38	B BROOKS	51	39	D BARKER	266	39	* S SLATER	3.813	39	M McNULTY	10	
40	JT HUGHES-DOWD (20Feb24)	50	40	P MARTIN	263	40	* K SCHOFIELD	3.888	39	P MARTIN	10	
41	D PAUL	49	41	S BOWMAN	244	41	* B CRUNDEN	3.950	39	S BOWMAN	10	
41	J GRAHAM (20Feb24)	49	42	P WALKER	236	42	* K COOK	4.050	39	T STEVENSON	10	
43	S SCHULE	47	43	S SCHULE	234	43	* L WHITTAKER	4.075	39	J GRAHAM	10	
43	L CHADWICK	47	43	J LISTER	234	44	* J GRAHAM	4.100	44	G HADDON	9	
45	P WALKER	46	45	J HAGUES	221	45	* F HOLMES	4.250	44	T GREEN	9	
46	P MARTIN	45	46	T STEVENSON	210	46	* G HADDON	4.500	44	N GULL	9	
47	J LISTER	41	47	R COOK	197	47	* E HENRY	4.650	44	M BRADLEY	9	
47	S BOWMAN	41	48	M BRADLEY	194	48	* G REYES-ENGLAND	4.738	44	J THOMPSON	9	
47	L WHITTAKER (28Nov24)	41	49	D JACKSON	190	49	* A OXSPRING	4.750	49	K SCHOFIELD	8	
50	J HAGUES	38	50	I BRADLEY	189	50	* R REES	4.800	49	L CHADWICK	8	

(Driver Ranking = Average Position in Qualifying, Final Position, Fastest Lap & Race Laps Over Last 20 club nights)

JUNIOR STATISTICS 1992-2026 - AFTER DHORC 756

Sheet 2 of 4 (Note: Highlighted Names are Current 2026 Members, CS = Best Consecutive Results)

MEETINGS ATTENDED		RACES COMPLETED		DRIVER RANKING		FINALS WON					
Pos	JUNIOR (1st Race)	No	Pos	JUNIOR	No	Pos	JUNIOR	No	CS		
51	K ALI	30	51	K ALI	185	51	* M BRADLEY	4.900	49	C BULLOCK	8
52	M McNULTY	29	51	E JACKSON	185	52	* T STEVENSON	4.938	49	B BROOKS	8 (2)
52	J BULLOCK	29	53	E WOODHOUSE	175	53	* D BARKER	5.038	49	Ca HOLLAND	8
52	R COOK	29	54	N BRADFORD	172	54	* J STEVENSON	5.125	49	H TAYLOR	8
52	A OXSPRING	29	55	A BRADFORD	169	55	* R HUGHES	5.275	49	L WHITTAKER	8
52	I BRADLEY	29	56	M SEO	163	56	* E WOODHOUSE	5.475	56	R LEY	7
52	M BRADLEY	29	56	K COOK	163	57	* J ELMORE	5.600	56	A CHATTLE	7
52	D JACKSON	29	56	A OXSPRING	163	57	* J MARTINEZ	5.600	56	A BRADFORD	7
59	C DAVENPORT	28	56	S ROYTHORNE	163	59	* M SEO	5.675	56	B CRUNDEN	7
59	E HENRY	28	56	JT HUGHES-DOWD	163	60	* A CHATTLE	5.863	60	S SLATER	6 (2)
59	E JACKSON	28	61	J GRAHAM	162	61	* L CHADWICK	6.025	60	P WALKER	6 (2)
62	K SCHOFIELD	27	62	N GULL	156	62	* J WATSON	6.063	60	G CONNALLY	6
63	N GULL	26	63	M McNULTY	154	63	* M LITHERLAND	6.250	60	E HENRY	6
63	N BRADFORD	26	63	J PERRY	154	64	* M McNULTY	6.288	60	R COOK	6
65	G HADDON	25	65	R HUGHES	151	65	* J BULLOCK	6.300	60	E JACKSON	6
65	A BRADFORD	25	66	J BULLOCK	150	66	* B BROOKS	6.488	60	D JACKSON	6 (2)
65	S ROYTHORNE	25	67	C DAVENPORT	149	67	* D PAUL	6.550	60	T JAMES	6 (2)
65	B CRUNDEN (11Mar25)	25	68	K SCHOFIELD	144	68	* D JACKSON	7.088	60	J HAGUES	6 (2)
69	K COOK	24	69	E HENRY	143	69	* H TAYLOR	7.513	60	M BLAKE	6 (2)
69	J PERRY	24	70	L WHITTAKER	140	70	* S SCHULE	7.825	70	L HAWLEY	5
69	J THOMPSON	24	71	G HADDON	138	71	* S BOWMAN	8.050	70	J BULLOCK	5
72	A CHATTLE	23	72	A CHATTLE	136	72	* E STOTT-ZAFIROPOULOS	8.083	70	A HARTLEY	5 (2)
72	L STOTT-ZAFIROPOULOS	23	73	L STOTT-ZAFIROPOULOS	135	73	* S MAFFIN	8.275	70	B CARRINGTON	5
72	J ELMORE	23	74	H TAYLOR	134	74	* L BROOKS	8.475	70	K ASHWORTH	5
75	J WATSON	22	75	K ASHWORTH	132	75	* S MARTINEZ	8.600	70	M WARREN	5
75	R MAFFIN	22	75	J ELMORE	132	76	* T SHARP	8.663	70	K COOK	5
75	T GREEN	22	77	T JAMES	131	77	* L STOTT-ZAFIROPOULOS	8.900	70	N BRADFORD	5
75	R HUGHES	22	78	E STOTT-ZAFIROPOULOS	130	78	* Ca HOLLAND	8.913	70	I PAUL	5 (2)
75	E STOTT-ZAFIROPOULOS	22	79	B RILEY	124	79	* R MAFFIN	8.988	79	A REES	4
80	K ASHWORTH	21	80	T GREEN	119	80	* N BRADFORD	9.550	79	J WATSON	4
80	H TAYLOR	21	81	S MARTINEZ	117	81	* I BRADLEY	9.688	79	T SHARP	4
80	S MARTINEZ	21	82	J WATSON	113	82	* J HAGUES	9.800	79	M WATTS	4
83	S SLATER	20	83	R MAFFIN	109	83	* S ROYTHORNE	10.000	79	J LISTER	4
83	T SHARP	20	84	S SLATER	108	84	* A BRADFORD	10.775	79	B JEFFRIES	4
83	S MAFFIN	20	84	B CARRINGTON	108	85	* T JAMES	10.863	79	E STOTT-ZAFIROPOULOS	4
83	T JAMES	20	86	T SHARP	103	86	* E JACKSON	12.500	79	L STOTT-ZAFIROPOULOS	4
87	B RILEY	19	86	J GRATTON	103	87	* J PERRY	13.813	79	J ELMORE	4
87	E DOYLE	19	88	S MAFFIN	99	N/A	L CAPEWELL	2.438	79	S ROYTHORNE	4
89	B CARRINGTON	18	89	M WARREN	98	N/A	S GILLARD	2.725	79	E DOYLE	4
90	R LEY	17	90	F McCANDLESS	96	N/A	M WARREN	2.817	79	E WOODHOUSE	4
90	G CONNALLY	17	91	R LEY	92	N/A	A WATHEY	3.545	91	A PANK	3
90	J GRATTON	17	91	J THOMPSON	92	N/A	K JACKSON	3.563	91	C CLARK	3
93	M BLAKE (28Jan25)	16	93	G CONNALLY	91	N/A	T REES	3.687	91	R HUGHES	3
94	A HARTLEY	15	94	B CRUNDEN	87	N/A	S TAGUE	3.813	91	J PERRY	3
94	J MOSEDALE	15	95	A HARTLEY	83	N/A	A FEARN	3.850	91	J BLURTON	3
94	M WARREN	15	96	A WATHEY	72	N/A	E DOYLE	3.895	96	C WOODCOCK	2
97	C KAVANAGH	13	96	J MOSEDALE	72	N/A	N ZIMMERMANN	3.969	96	M McNULTY	2
97	M WATTS	13	96	B JEFFRIES	72	N/A	R LEY	4.103	96	J MOSEDALE	2
99	J DOBBINS	12	99	M WATTS	69	N/A	Z BRAZELL	4.156	96	D SPENCER	2
99	F McCANDLESS	12	100	I PAUL	68	N/A	C CLARK	4.179	96	N ZIMMERMANN	2

JUNIOR STATISTICS 1992-2026 - AFTER DHORC 756

Sheet 3 of 4 (Note: Highlighted Names are Current 2026 Members, CS = Best Consecutive Results)

MEETINGS ATTENDED			RACES COMPLETED			DRIVER RANKING			FINALS WON			
Pos	JUNIOR (1st Race)	No	Pos	JUNIOR	No	Pos	JUNIOR	SCORE	Pos	JUNIOR	No	CS
101	A PANK	11	101	C KAVANAGH	65	N/A	D SPENCER	4.375	96	A OXSPRING	2	
101	A WATHEY	11	101	E DOYLE	65	N/A	N BLACK	4.375	96	L BLAKE	2	
101	N McDONALD	11	103	D JEFFRIES	62	N/A	M BUCKLEY	4.417	96	D JEFFRIES	2	(2)
104	S GILLARD	10	104	A FEARN	61	N/A	M WESTON	4.438	96	J GRATTON	2	
104	A FEARN	10	104	I MATTHEWS	61	N/A	T KERR	4.458	96	F McCANDLESS	2	
104	I MATTHEWS	10	106	J DOBBINS	60	N/A	L BLAKE	4.500	96	I BRADLEY	2	
107	L HAWLEY	9	107	M BLAKE	59	N/A	M YEOMANS	4.563	96	E PAUL	2	(2)
107	D NEALE	9	108	A PANK	58	N/A	M BLAKE	4.613	96	B RILEY	2	
107	C WOODCOCK	9	109	N McDONALD	57	N/A	I MATTHEWS	5.075	96	J McDONALD	2	
107	Mat McNULTY	9	110	J BLURTON	56	N/A	J DOBBINS	5.083	96	T KERR	2	
107	B JEFFRIES	9	111	Ca BLURTON	55	N/A	N McDONALD	5.114	96	Z BRAZELL	2	
107	D JEFFRIES	9	112	E PAUL	54	N/A	A HARTLEY	5.212	112	S GILLARD	1	
107	I PAUL	9	113	N ZIMMERMANN	51	N/A	B REES	5.350	112	C KAVANAGH	1	
107	E PAUL	9	114	S GILLARD	50	N/A	J MOSEDALE	5.462	112	D NEALE	1	
115	M SEO	8	114	L HAWLEY	50	N/A	M WILLIS	5.750	112	A MILNER	1	
115	T REES	8	116	S LIVESEY	49	N/A	B CARRINGTON	5.847	112	T REES	1	
115	C BARTLETT	8	117	C BARTLETT	48	N/A	C YOUART	6.375	112	R MAFFIN	1	
115	Ca BLURTON	8	118	Mat McNULTY	47	N/A	J McDONALD	6.458	112	T ALLDREAD	1	
115	J BLURTON	8	119	C WOODCOCK	46	N/A	B JEFFRIES	6.472	112	M HART	1	
115	Z BRAZELL (28Jan25)	8	120	D NEALE	44	N/A	L BELL	6.550	112	S MAFFIN	1	
121	A MILNER	7	121	C CLARK	41	N/A	D GEBAUERS	6.750	112	D GEBAUERS	1	
121	A REES	7	122	TI REES	40	N/A	D NEALE	7.083	112	L BELL	1	
121	C CLARK	7	123	A REES	38	N/A	L HAWLEY	7.083	112	M SEO	1	
121	N ZIMMERMANN	7	123	J McDONALD	38	N/A	D JEFFRIES	7.111	112	A FEARN	1	
121	M BUCKLEY	7	125	A MILNER	36	N/A	Mat McNULTY	7.167	112	I MATTHEWS	1	
126	M HART	6	126	B REES	35	N/A	C BARTLETT	7.344	112	M WILLIS	1	
126	S LIVESEY	6	127	Z BRAZELL	34	N/A	J GRATTON	7.426	112	B REES	1	
126	SM BLURTON	6	128	M BUCKLEY	33	N/A	M WATTS	7.519	112	S TAGUE	1	
126	J McDONALD	6	129	M HART	31	N/A	C WOODCOCK	8.056	112	L CAPEWELL	1	
126	T KERR	6	129	A PARKIN	31	N/A	R FREEMAN	8.417	112	M BUCKLEY	1	
126	C YOUART (16Dec25)	6	129	SM BLURTON	31	N/A	H MOHAMMED	8.500	112	S LIVESEY	1	
132	L BELL	5	132	L PARKIN	30	N/A	G CONNALLY	8.588	112	L PARKIN	1	
132	B REES	5	133	K JACKSON	29	N/A	B RILEY	8.697	112	A PARKIN	1	
132	L BLAKE	5	133	M WESTON	29	N/A	A STOTT	8.750	112	R FREEMAN	1	
132	A PARKIN	5	133	R FREEMAN	29	N/A	A MILNER	8.786	112	S MARTINEZ	1	
132	L PARKIN	5	136	L BELL	26	N/A	M HART	9.417	112	E DOYLE	1	
137	D SPENCER	4	136	M YEOMANS	26	N/A	Ca BLURTON	9.594				
137	M YEOMANS	4	138	S TAGUE	24	N/A	J BLURTON	9.781				
137	M WILLIS	4	138	T KERR	24	N/A	A PANK	10.114				
137	S TAGUE	4	140	D SPENCER	23	N/A	T ALLDREAD	10.167				
137	K JACKSON	4	141	C YOUART	22	N/A	E GIBBS	10.417				
137	L CAPEWELL	4	142	M WILLIS	20	N/A	F McCANDLESS	10.558				
137	M WESTON	4	142	L CAPEWELL	20	N/A	C KAVANAGH	10.692				
144	T REES	3	144	T REES	16	N/A	TI REES	10.719				
144	D ALLDREAD	3	144	T ALLDREAD	16	N/A	D ALLDREAD	10.750				
144	T ALLDREAD	3	144	D GEBAUERS	16	N/A	A REES	10.786				
144	D GEBAUERS	3	147	D ALLDREAD	15	N/A	SM BLURTON	10.833				
144	E GIBBS	3	147	E GIBBS	15	N/A	A PARKIN	11.300				
144	R FREEMAN	3	149	H MOHAMMED	14	N/A	E PAUL	11.806				
150	N BLACK	2	150	L BLAKE	13	N/A	L PARKIN	12.900				
151	H MOHAMMED	1	151	N BLACK	10	N/A	S LIVESEY	13.083				
151	A STOTT	1	152	A STOTT	5	N/A	I PAUL	13.667				

Outright Track Record Holders After DHORC 756

Adults

Pos	Name	Qualifying	F1	GC	F1	GC	Total
			Fastest Laps	Fastest Laps	Race Laps	Race Laps	
1	L Pateman	35	49	61	29	47	221
2	A Smith	51	12	36	15	34	148
3	S Goodlip	27	44	10	34	18	133
4	N Sismey	15	7	12	15	16	65
5	J Sismey	15	7	8	13	12	55
6	M Chadwick	12			8	9	29
7	W Lander	8	5	3	6		22
8	A McPeake	4	3	5	7		19
9	P Rees	1	3		11	3	18
10	J Tague	4	3	2	2	5	16
11	J Lymer	4	2	1	2	1	10
12	T Baldock	3	1	1	1	2	8
12	C Bowles	2	1	3	1	1	8
14	D Garbett	1	1	1	3	1	7
14	L Smith	2	1	3	1		7
16	R Litherland	2			2	2	6
17	A Turnbull		2		3		5
17	C Roythorne		2	2		1	5
19	J Neale				2	1	3
19	S Anand	1			1	1	3
19	T Chadwick		1		2		3
19	J Lamb	1		1	1		3
23	M Allsopp				2		2
23	S Lander			1	1		2
25	JJ Hughes-Dowd				1		1
25	G Peach		1				1
25	D McPeake		1				1
25	J Roythorne				1		1
25	A Woodhouse				1		1
25	S Pank				1		1
25	C Blake	1					1
25	M Graham			1			1
Total		188	146	150	165	154	803

Note: Some Records Can Be Held By More Than One Member - Highlighted Names 2026 Members

Outright Track Record Holders After DHORC 756

Juniors

Pos	Name	Qualifying	F1	GC	F1	GC	Total
			Fastest Laps	Fastest Laps	Race Laps	Race Laps	
1	A Turnbull	31	21	16	33	17	118
2	R Litherland	24	20	26	13	28	111
3	JJ Hughes-Dowd	33	16	10	16	10	85
4	J Sismey	15	15	12	11	17	70
5	A Hall	12	8	6	13	11	50
6	T Chadwick	7	6	10	7	19	49
7	AJ McPeake	10	9	4	9	4	36
8	T Measham	6	4	1	13	3	27
8	J Henry	2	9	5	9	2	27
10	J Mellor	10	4	4	2	4	24
11	H Smith	6	5	5	3	4	23
12	M Minnis	6	2	4	2	5	19
13	Z Roythorne	2	2	6		8	18
14	J Pateman	4	4	5	1	3	17
15	L Bowles	7		3	1	4	15
16	B Roythorne	1	1	6		2	10
17	F Holmes	1	3	2	3		9
17	C Brentnall		2	3		4	9
19	J Woodhouse	3	1	1	2	1	8
19	A Hughes	2	1	5			8
19	L Smith		4		4		8
22	J Lawson	2		1	1	2	6
22	T Pank		1	3	2		6
22	C Bowles	2	1		1	2	6
25	JT Hughes-Dowd	1		1	1	2	5
26	E Woodhouse	2	1	1			4
26	P Connally		1	3			4
26	R Rees	1	1	1		1	4
26	K Ashworth	1	1	1		1	4
26	L Turnbull	1	1		2		4
31	K Levers		1		1	1	3
31	J Graham	1		1	1		3
33	P Martin		1		1		2
33	N Gull		1		1		2
33	L Whittaker	1	1				2
33	B Crunden			2			2
37	Ca Holland			1			1
37	E Henry		1				1
37	C Clark					1	1
37	K All				1		1
37	B Brooks				1		1
37	J Elmore		1				1
37	S Roythorne			1			1
37	Z Brazell		1				1
37	A Hartley			1			1
Total		194	151	151	155	156	807

Note: Some Records Can Be Held By More Than One Member - Highlighted Names 2026 Members

DHORC Statistics 2026

Poles		Adult				Junior				Poles	
Records		Name	Total	2026	Name	Total	2026	Records			
All Time		L Pateman	133	1	JJ Hughes-Dowd	60	5	All Time			
L Pateman	133	S Goodlip	108	2	J Woodhouse	10		R Litherland	61		
Season		A Smith	99	1	E Woodhouse	2		Season			
A Smith	20	N Sismey	86		L Whittaker	2		JJ Hughes-Dowd	24		
		L Smith	7		B Crunden	1					
		R Litherland	6	1	J Graham	1					
		C Bowles	5								
		JJ Hughes-Dowd	1								
		D Hughes-Dowd	1								
		C Blake	1								
Race Wins		Adult				Junior				Race Wins	
Records		Name	Total	2026	Name	Total	2026	Records			
All Time		L Pateman	125	1	JJ Hughes-Dowd	58	5	All Time			
L Pateman	125	S Goodlip	106	2	J Woodhouse	10		JJ Hughes-Dowd	58		
Season		N Sismey	86		E Woodhouse	2		Season			
W Lander	16	A Smith	80		B Crunden	1		JJ Hughes-Dowd	23		
		C Bowles	11		L Whittaker	1					
		R Litherland	8	2	J Graham	1					
		L Smith	4		M Blake	1					
		JJ Hughes-Dowd	3								
		A Woodhouse	2								
Fast Laps		Adult				Junior				Fast Laps	
Records		Name	Total	2026	Name	Total	2026	Records			
All Time		L Pateman	294		JJ Hughes-Dowd	55	5	All Time			
L Pateman	294	A Smith	92	1	E Woodhouse	5		J Sismey	59		
Season		S Goodlip	77		J Woodhouse	5		Season			
L Pateman	19	N Sismey	52		B Crunden	3		JJ Hughes-Dowd	22		
A Smith	19	C Bowles	12	3	L Whittaker	2					
		L Smith	9	1	J Graham	1					
		R Litherland	3								
		B Johnson	2								
		JJ Hughes-Dowd	1								
		D Hughes-Dowd	1								
		C Blake	1								
		M Graham	1								
Race Laps		Adult				Junior				Race Laps	
Records		Name	Total	2026	Name	Total	2026	Records			
All Time		L Pateman	194	2	JJ Hughes-Dowd	56	5	All Time			
L Pateman	194	A Smith	98		J Woodhouse	10		R Litherland	63		
Season		N Sismey	91		E Woodhouse	2		Season			
A Smith	17	S Goodlip	89	1	B Crunden	1		A Hall	22		
		L Smith	12		L Whittaker	1		JJ Hughes-Dowd	22		
		C Bowles	6								
		R Litherland	6	2							
		JJ Hughes-Dowd	4								
		A Woodhouse	2								

Current Members Best Ever Position Records after DHORC 756

Qualifying				Final Position				Fastest Laps				Race Laps			
Pos	Adult	DHORC	Gap	Pos	Adult	DHORC	Gap	Pos	Adult	DHORC	Gap	Pos	Adult	DHORC	Gap
1	R Litherland	756	0	1	R Litherland	756	0	1	A Smith	756	0	1	R Litherland	756	0
1	L Pateman	755	1	1	L Pateman	755	1	1	L Smith	755	1	1	L Pateman	755	1
1	S Goodlip	754	2	1	S Goodlip	753	3	1	C Bowles	754	2	1	A Smith	751	5
1	A Smith	752	4	1	C Bowles	749	7	1	R Litherland	748	8	1	L Smith	749	7
1	C Bowles	749	7	1	A Smith	745	11	1	L Pateman	744	12	1	S Goodlip	747	9
1	C Blake	737	19	1	A Woodhouse	737	19	1	S Goodlip	742	14	1	C Bowles	738	18
1	L Smith	718	38	1	JJ Hughes-Dowd	702	54	1	N Sismey	739	17	1	A Woodhouse	737	19
1	JJ Hughes-Dowd	703	53	1	L Sismey	673	83	1	B Johnson	738	18	1	JJ Hughes-Dowd	702	54
1	JJ Hughes-Dowd	696	60	1	L Smith	566	190	1	C Blake	737	19	1	N Sismey	673	83
1	N Sismey	672	84	2	B Johnson	738	18	1	D Hughes-Dowd	736	20	2	B Johnson	738	18
2	D Latham	737	19	3	G Reynolds	737	19	1	M Graham	703	53	3	G Reynolds	737	19
2	A Woodhouse	674	82	3	D Latham	704	52	2	D Latham	737	19	3	D Latham	704	52
3	B Johnson	736	20	3	L Blacker	673	83	3	S Whittaker	747	9	11	L Blacker	674	82
4	J Crunden	756	0	4	M Graham	702	54	3	G Reynolds	737	19	22	D Hughes-Dowd	746	10
4	S Gray	705	51	5	C Blake	672	84	3	A Woodhouse	736	20	22	M Graham	702	54
4	L Blacker	650	106	5	C Blake	739	17	3	L Blacker	691	65	09	S Gray	672	84
5	S Whittaker	742	14	5	J Crunden	736	20	4	S Gray	705	51	23	M Blood	423	136
6	M Graham	747	9	6	S Whittaker	728	28	5	J Crunden	738	18	22	J Crunden	736	20
6	J Dudley	736	20	6	D Hughes-Dowd	709	47	6	JJ Hughes-Dowd	670	86	18	S Whittaker	729	27
11	M Blood	424	332	7	J Dudley	736	20	6	M Blood	423	333	11	J Dudley	736	20
13	M Gretton	753	3	9	M Gretton	753	3	8	J Dudley	736	20	22	C Blake	731	25
13	G Reynolds	727	29	9	M Blood	422	334	13	M Gretton	753	3	27	M Gretton	753	3
1	JJ Hughes-Dowd	756	0	1	JJ Hughes-Dowd	756	0	1	JJ Hughes-Dowd	756	0	17	JJ Hughes-Dowd	756	0
1	J Woodhouse	749	7	1	M Blake	751	5	1	B Crunden	745	11	30	J Woodhouse	749	7
1	L Whittaker	739	17	1	J Woodhouse	747	9	1	L Whittaker	739	17	22	L Whittaker	739	17
1	B Crunden	737	19	1	L Whittaker	739	17	1	J Graham	737	19	22	B Crunden	736	20
1	J Graham	737	19	1	J Graham	734	22	1	J Woodhouse	736	20	22	E Woodhouse	705	51
1	E Woodhouse	674	82	1	E Woodhouse	705	51	2	E Woodhouse	705	51	23	M Blake	725	31
2	M Blake	732	24	3	B Crunden	730	26	2	M Blake	722	34	11	J Graham	696	60
6	C Youart	751	5	5	C Youart	754	2	6	C Youart	751	5	16	C Youart	756	0

Distance Covered In DHORC Club Championship 2026							
Pos	Competitor	Class	Laps	Feet	Feet / Race	Miles	Races
1	L Pateman	A	390.1	40,104	2,359	7.6	17
2	R Litherland	A	378.1	39,041	2,297	7.4	17
3	L Blacker	A	365.5	37,913	2,106	7.2	18
4	N Sismey	A	364.1	37,866	1,993	7.2	19
5	JJ Hughes-Dowd	J	342.8	35,319	2,078	6.7	17
6	S Whittaker	A	339.5	34,964	2,057	6.6	17
7	J Crunden	A	331.1	34,037	2,002	6.4	17
8	A Woodhouse	A	326.1	33,585	1,976	6.4	17
9	S Gray	A	325.0	33,302	1,850	6.3	18
10	D Hughes-Dowd	A	308.0	31,942	1,775	6.0	18
11	J Woodhouse	J	303.5	31,307	1,842	5.9	17
12	J Dudley	A	281.1	29,346	1,630	5.6	18
13	C Bowles	A	265.5	28,390	2,366	5.4	12
14	D Latham	A	261.6	28,155	1,877	5.3	15
15	S Goodlip	A	261.3	28,056	2,551	5.3	11
16	L Whittaker	J	262.8	27,259	1,514	5.2	18
17	E Woodhouse	J	264.6	27,036	1,423	5.1	19
18	A Smith	A	256.5	25,009	2,274	4.7	11
19	C Blake	A	174.0	18,657	1,696	3.5	11
20	C Youart	J	176.9	18,379	1,081	3.5	17
21	G Reynold	A	176.9	17,243	1,568	3.3	11
22	B Crunden	J	139.7	15,014	1,251	2.8	12
23	L Smith	A	153.9	14,774	2,111	2.8	7
24	M Graham	A	123.6	14,090	2,013	2.7	7
25	J Graham	J	110.0	12,540	1,791	2.4	7
26	M Blood	A	89.3	8,870	1,774	1.7	5
27	JJ Hughes-Dowd	A	88.3	8,477	2,119	1.6	4
28	M Gretton	A	194.7	7,669	639	1.5	12
29	B Johnson	A	71.4	7,092	1,418	1.3	5
30	M Blake	J	60.3	6,874	1,719	1.3	4
Pos	Competitor	Class	7,186.2	732,309.6	1,838.3	138.7	398

Next Circuit

Monaco



Where Do We Race Next?

What Are The Records?

Who Has Been On The Podium?

Circuit History

Circuit de Monaco is a 3.337 km (2.074 mi) street circuit laid out on the city streets of Monte Carlo and La Condamine around the harbour of the Principality of Monaco. It is commonly, and even officially, referred to as "Monte Carlo" because it is largely inside the Monte Carlo neighbourhood of Monaco.

The circuit is annually used on three weekends in April–May for Formula One Monaco Grand Prix, Formula E Monaco ePrix and Historic Grand Prix of Monaco. Formula One's respective feeder series over the years – Formula 3000, GP2 Series and today the Formula 2 championship and Porsche Supercup – also visit the circuit concurrently with Formula One. The Monaco Grand Prix is one of the three events victories in which count towards the Triple Crown of Motorsport.

Round 6		Monaco (Monte Carlo)				Round 7	
Previous Results							
Adults			1st	2nd	3rd		
DHORC 11	30-Mar	1993	111'2"	S Revitt	J Neale	P Foxley	
DHORC 12	20-Apr	1993	111'2"	N Sisme	J Neale	S Revitt	
DHORC 13	11-May	1993	111'2"	N Sisme	J Neale	A Smith	
DHORC 14	01-Jun	1993	111'2"	N Sisme	J Neale	J Tague	
DHORC 75	28-Jan	1997	111'2"	S Goodlip	N Sisme	M Chadwick	
DHORC 95	27-Jan	1998	111'2"	N Sisme	J Tague	M Chadwick	
DHORC 115	26-Jan	1999	111'2"	N Sisme	M Chadwick	S Goodlip	
DHORC 135	25-Jan	2000	111'2"	M Chadwick	A McPeake	T Dingley	
DHORC 242	11-Jan	2005	111'2"	M Chadwick	L Pateman	N Sisme	
DHORC 303	09-Oct	2007	104'10"	W Lander	N Sisme	P Rees	
DHORC 338	12-May	2009	104'10"	N Sisme	J Sisme	A McPeake	
DHORC 390	10-May	2011	93'4"	M Allsopp	S Anand	P Rees	
DHORC 442	07-May	2013	93'4"	N Sisme	J Sisme	L Pateman	
DHORC 530	18-Oct	2016	106'3"	P Rees	S Goodlip	A Davies	
DHORC 597	30-Apr	2019	106'3"	A Smith	N Sisme	D Garbett	
DHORC 663	14-Mar	2023	106'3"	S Goodlip	N Sisme	A Smith	
DHORC 677	12-Sep	2023	106'3"	S Goodlip	N Sisme	L Pateman	
DHORC 725 GC	11-Mar	2025	109'8"	C Bowles	L Pateman	A Smith	
DHORC 757 F1	10-Mar	2026	109'8"				
DHORC 758 GC	10-Mar	2026	109'8"				
Juniors			1st	2nd	3rd		
DHORC 11	30-Mar	1993	111'2"	M Minnis	AJ McPeake	S Slater	
DHORC 12	20-Apr	1993	111'2"	M Minnis	AJ McPeake	K Schofield	
DHORC 13	11-May	1993	111'2"	M Minnis	AJ McPeake	K Schofield	
DHORC 14	01-Jun	1993	111'2"	M Minnis	AJ McPeake	S Slater	
DHORC 75	28-Jan	1997	111'2"	C Bowles	T Pank	C Brentnall	
DHORC 95	27-Jan	1998	111'2"	T Pank	T Sharp	C Bowles	
DHORC 115	26-Jan	1999	111'2"	C Bowles	C Brentnall	T Pank	
DHORC 135	25-Jan	2000	111'2"	E Henry	M McNulty	J Henry	
DHORC 242	11-Jan	2005	111'2"	T Chadwick	J Sisme	K All	
DHORC 303	09-Oct	2007	104'10"	A Hughes	C Bullock	L Smith	
DHORC 338	12-May	2009	104'10"	L Smith	K Levers	L Capowell	
DHORC 390	10-May	2011	93'4"	J Mellor	K Levers		
DHORC 442	07-May	2013	93'4"	J Pateman	J Lister	A Hall	
DHORC 530	18-Oct	2016	106'3"	F Holmes	R Litherland	G Reyes-England	
DHORC 597	30-Apr	2019	106'3"	A Turnbull	L Turnbull	J Martinez	
DHORC 663	14-Mar	2023	106'3"	JJ Hughes-Dowd	J Lawson	L Bowles	
DHORC 677	12-Sep	2023	106'3"	JJ Hughes-Dowd	J Lawson	J Lawson	
DHORC 725 GC	11-Mar	2025	109'8"	JJ Hughes-Dowd	J Woodhouse	Z Brazell	
DHORC 757 F1	10-Mar	2026	109'8"				
DHORC 758 GC	10-Mar	2026	109'8"				
Circuit Records			Lap Length 109' 8"				
Qualifying			A Smith	11Mar25			
71.5 Laps							
Fastest Laps							
F1	A Smith		11Mar25				
	8.77 Secs						
GC	C Bowles		11Mar25				
	L Pateman		11Mar25				
	6.67 Secs						
Race Laps							
F1	R Litherland		11Mar25				
	17.1 Laps						
GC	C Bowles		11Mar25				
	22.2 Laps						
Final Points							
7.5 Points	L Smith		11Mar25				

MONACO GRAND PRIX
109'8"



Moncao Best Off Chart 1

Qualifying Combined					Final Points			
Pos	Adult	Laps	MPH	Date	Pos	Adult	Pts	Date
1	A Smith (M)	71.5	7.425	11-Mar-25	1	L Smith	7.5	11-Mar-25
2	C Bowles	69.6	7.228	11-Mar-25	2	L Pateman	5.5	11-Mar-25
3	S Goodlip (M)	68.9	7.155	11-Mar-25	3	C Bowles	2.0	11-Mar-25
4	R Litherland	68.8	7.145	11-Mar-25	3	S Whittaker (M)	2.0	11-Mar-25
5	N Sismey (M)	67.4	7.000	11-Mar-25	5	R Litherland	1.5	11-Mar-25
6	D Latham	58.9	6.117	11-Mar-25	5	A Woodhouse	1.5	11-Mar-25
7	L Pateman	58.3	6.054	11-Mar-25	5	K Spink (M)	1.5	11-Mar-25
8	L Blacker	58.1	6.034	11-Mar-25	5	M Blake	1.5	11-Mar-25
9	S Whittaker (M)	57.2	5.940	11-Mar-25	5	S Gray (M)	1.5	11-Mar-25
10	A Woodhouse	55.9	5.805	11-Mar-25	10	A Smith (M)	1.0	11-Mar-25
11	D Turnbull	55.4	5.753	11-Mar-25	10	N Sismey (M)	1.0	11-Mar-25
12	D Hughes-Dowd	53.5	5.556	11-Mar-25	10	L Blacker	1.0	11-Mar-25
13	J Crunden	53.4	5.546	11-Mar-25	10	D Hughes-Dowd	1.0	11-Mar-25
14	A Stevenson	52.1	5.411	11-Mar-25	10	J Dudley (M)	1.0	11-Mar-25
15	K Spink (M)	48.3	5.016	11-Mar-25	10	N Jarram	1.0	11-Mar-25
16	J Dudley (M)	48.2	5.006	11-Mar-25	10	G Reynolds (M)	1.0	11-Mar-25
17	J Mills	47.9	4.974	11-Mar-25	17	S Goodlip (M)	0.5	11-Mar-25
18	M Blake	44.9	4.663	11-Mar-25	17	D Latham	0.5	11-Mar-25
19	N Jarram	44.6	4.632	11-Mar-25	17	D Turnbull	0.5	11-Mar-25
20	C Blake	44.5	4.621	11-Mar-25	17	A Stevenson	0.5	11-Mar-25
21	L Smith	44.2	4.590	11-Mar-25	17	J Mills	0.5	11-Mar-25
22	G Reynolds (M)	42.4	4.403	11-Mar-25	17	C Blake	0.5	11-Mar-25
23	S Gray (M)	37.6	3.905	11-Mar-25	23	J Crunden	0.0	11-Mar-25
24	J Wardle	35.3	3.666	11-Mar-25	23	J Wardle	0.0	11-Mar-25
Pos	Junior	Laps	MPH	Date	Pos	Junior	Pts	Date
1	JJ Hughes-Dowd	64.4	6.688	11-Mar-25	1	L Whittaker	3.5	11-Mar-25
2	J Woodhouse	56.6	5.878	11-Mar-25	2	M Blake	2.5	11-Mar-25
3	Z Brazell	48.1	4.995	11-Mar-25	3	JJ Hughes-Dowd	2.0	11-Mar-25
4	M Blake	44.9	4.663	11-Mar-25	4	J Woodhouse	1.5	11-Mar-25
5	T Stevenson	43.1	4.476	11-Mar-25	5	Z Brazell	1.0	11-Mar-25
6	B Crunden	42.8	4.445	11-Mar-25	5	B Crunden	1.0	11-Mar-25
7	L Whittaker	41.3	4.289	11-Mar-25	5	E Woodhouse	1.0	11-Mar-25
8	E Woodhouse	40.3	4.185	11-Mar-25	8	T Stevenson	0.5	11-Mar-25

Monaco Best Off Chart 2 - F1

Qualifying							Fastest Laps							Race Laps						
Pos	Adult	Laps	MPH	Date	Pos	Adult	Time	MPH	Date	Pos	Adult	Laps	MPH	Date	Pos	Adult	Laps	MPH	Date	
1	A Smith (M)	N/A	N/A	N/A	1	A Smith (M)	8.77	8.526	11-Mar-25	1	R Litherland	17.1	7.103	11-Mar-25	1	R Litherland	17.1	7.103	11-Mar-25	
1	A Stevenson	N/A	N/A	N/A	2	C Bowles	8.97	8.336	11-Mar-25	2	A Smith (M)	16.9	7.020	11-Mar-25	2	A Smith (M)	16.9	7.020	11-Mar-25	
1	A Woodhouse	N/A	N/A	N/A	2	S Goodlip (M)	8.97	8.336	11-Mar-25	4	L Pateman	15.9	6.605	11-Mar-25	3	S Goodlip (M)	16.1	6.688	11-Mar-25	
1	C Blake	N/A	N/A	N/A	5	D Hughes-Dowd	9.41	7.946	11-Mar-25	6	R Litherland	14.7	6.106	11-Mar-25	4	L Pateman	15.9	6.605	11-Mar-25	
1	C Bowles	N/A	N/A	N/A	7	D Turnbull	10.08	7.418	11-Mar-25	8	N Sismey (M)	13.6	5.649	11-Mar-25	5	N Sismey (M)	15.4	6.397	11-Mar-25	
1	D Hughes-Dowd	N/A	N/A	N/A	9	D Latham	10.60	7.054	11-Mar-25	10	S Whittaker (M)	10.97	6.816	11-Mar-25	6	C Bowles	14.7	6.106	11-Mar-25	
1	D Latham	N/A	N/A	N/A	11	A Stevenson	11.10	6.736	11-Mar-25	12	J Crunden	11.51	6.496	11-Mar-25	7	D Turnbull	14.3	5.940	11-Mar-25	
1	D Turnbull	N/A	N/A	N/A	13	L Smith	11.54	6.479	11-Mar-25	14	A Woodhouse	11.57	6.463	11-Mar-25	8	S Whittaker (M)	13.6	5.649	11-Mar-25	
1	G Reynolds (M)	N/A	N/A	N/A	15	J Mills	12.01	6.226	11-Mar-25	16	L Blacker	11.8	4.902	11-Mar-25	9	D Latham	13.4	5.566	11-Mar-25	
1	J Crunden	N/A	N/A	N/A	17	M Blake	12.24	6.109	11-Mar-25	18	J Dudley (M)	11.7	4.860	11-Mar-25	10	J Crunden	13.2	5.483	11-Mar-25	
1	J Dudley (M)	N/A	N/A	N/A	18	J Dudley (M)	12.27	6.094	11-Mar-25	19	S Gray (M)	10.8	4.486	11-Mar-25	11	A Woodhouse	12.8	5.317	11-Mar-25	
1	J Mills	N/A	N/A	N/A	19	S Gray (M)	12.56	5.953	11-Mar-25	20	M Blake	10.7	4.445	11-Mar-25	12	J Mills	12.7	5.276	11-Mar-25	
1	J Wardle	N/A	N/A	N/A	20	K Spink (M)	12.66	5.906	11-Mar-25	21	N Jarram	13.07	5.721	11-Mar-25	13	D Hughes-Dowd	12.6	5.234	11-Mar-25	
1	K Spink (M)	N/A	N/A	N/A	22	G Reynolds (M)	13.74	5.442	11-Mar-25	22	G Reynolds (M)	8.8	3.656	11-Mar-25	14	A Woodhouse	12.6	5.234	11-Mar-25	
1	L Blacker	N/A	N/A	N/A	23	C Blake	13.85	5.399	11-Mar-25	23	J Wardle	16.66	4.488	11-Mar-25	15	L Blacker	11.8	4.902	11-Mar-25	
1	L Pateman	N/A	N/A	N/A	24	J Wardle	16.66	4.488	11-Mar-25	24	J Wardle	7.3	3.032	11-Mar-25	16	J Dudley (M)	11.7	4.860	11-Mar-25	
1	L Smith	N/A	N/A	N/A	1	JJ Hughes-Dowd	9.78	7.645	11-Mar-25	1	JJ Hughes-Dowd	16.7	6.937	11-Mar-25	17	K Spink (M)	11.3	4.694	11-Mar-25	
1	M Blake	N/A	N/A	N/A	2	J Woodhouse	10.91	6.854	11-Mar-25	2	J Woodhouse	13.6	5.649	11-Mar-25	18	C Blake	10.9	4.528	11-Mar-25	
1	N Jarram	N/A	N/A	N/A	3	Z Brazell	11.90	6.283	11-Mar-25	3	Z Brazell	11.4	4.736	11-Mar-25	19	S Gray (M)	10.8	4.486	11-Mar-25	
1	N Sismey (M)	N/A	N/A	N/A	4	M Blake	12.24	6.109	11-Mar-25	4	M Blake	11.1	4.611	11-Mar-25	20	M Blake	10.7	4.445	11-Mar-25	
1	R Litherland	N/A	N/A	N/A	5	E Woodhouse	12.32	6.069	11-Mar-25	5	E Woodhouse	10.7	4.445	11-Mar-25	21	G Reynolds (M)	10.7	4.445	11-Mar-25	
1	S Goodlip (M)	N/A	N/A	N/A	6	T Stevenson	13.68	5.466	11-Mar-25	6	T Stevenson	10.1	4.196	11-Mar-25	22	N Jarram	8.8	3.656	11-Mar-25	
1	S Gray (M)	N/A	N/A	N/A	7	B Crunden	13.78	5.426	11-Mar-25	7	B Crunden	9.8	4.071	11-Mar-25	23	L Smith	7.9	3.282	11-Mar-25	
1	S Whittaker (M)	N/A	N/A	N/A	8	L Whittaker	15.67	4.772	11-Mar-25	8	L Whittaker	8.7	3.614	11-Mar-25	24	J Wardle	7.3	3.032	11-Mar-25	
Pos	Junior	Laps	MPH	Date	Pos	Junior	Time	MPH	Date	Pos	Junior	Laps	MPH	Date	Pos	Junior	Laps	MPH	Date	
1	B Crunden	N/A	N/A	N/A	1	JJ Hughes-Dowd	9.78	7.645	11-Mar-25	1	JJ Hughes-Dowd	16.7	6.937	11-Mar-25	1	JJ Hughes-Dowd	16.7	6.937	11-Mar-25	
1	E Woodhouse	N/A	N/A	N/A	2	J Woodhouse	10.91	6.854	11-Mar-25	2	J Woodhouse	13.6	5.649	11-Mar-25	2	J Woodhouse	13.6	5.649	11-Mar-25	
1	J Woodhouse	N/A	N/A	N/A	3	Z Brazell	11.90	6.283	11-Mar-25	3	Z Brazell	11.4	4.736	11-Mar-25	3	Z Brazell	11.4	4.736	11-Mar-25	
1	JJ Hughes-Dowd	N/A	N/A	N/A	4	M Blake	12.24	6.109	11-Mar-25	4	M Blake	11.1	4.611	11-Mar-25	4	B Crunden	11.1	4.611	11-Mar-25	
1	L Whittaker	N/A	N/A	N/A	5	E Woodhouse	12.32	6.069	11-Mar-25	5	E Woodhouse	10.7	4.445	11-Mar-25	5	M Blake	10.7	4.445	11-Mar-25	
1	M Blake	N/A	N/A	N/A	6	T Stevenson	13.68	5.466	11-Mar-25	6	T Stevenson	10.1	4.196	11-Mar-25	6	T Stevenson	10.1	4.196	11-Mar-25	
1	T Stevenson	N/A	N/A	N/A	7	B Crunden	13.78	5.426	11-Mar-25	7	B Crunden	9.8	4.071	11-Mar-25	7	E Woodhouse	9.8	4.071	11-Mar-25	
1	Z Brazell	N/A	N/A	N/A	8	L Whittaker	15.67	4.772	11-Mar-25	8	L Whittaker	8.7	3.614	11-Mar-25	8	L Whittaker	8.7	3.614	11-Mar-25	

Monaco Best Off Chart 3 - GC

Qualifying						Fastest Laps						Race Laps					
Pos	Adult	Laps	MPH	Date		Pos	Adult	Time	MPH	Date	Pos	Adult	Laps	MPH	Date		
1	A Smith (M)	N/A	N/A	N/A		1	C Bowles	6.67	11.210	11-Mar-25	1	C Bowles	22.2	9.222	11-Mar-25		
1	A Stevenson	N/A	N/A	N/A		1	L Pateman	6.67	11.210	11-Mar-25	2	L Pateman	22.1	9.180	11-Mar-25		
1	A Woodhouse	N/A	N/A	N/A		3	S Goodlip (M)	7.03	10.636	11-Mar-25	3	R Litherland	21.3	8.848	11-Mar-25		
1	C Blake	N/A	N/A	N/A		4	A Smith (M)	7.13	10.487	11-Mar-25	4	S Goodlip (M)	21.2	8.807	11-Mar-25		
1	C Bowles	N/A	N/A	N/A		5	L Smith	7.54	9.917	11-Mar-25	5	L Smith	20.6	8.557	11-Mar-25		
1	D Hughes-Dowd	N/A	N/A	N/A		6	R Litherland	7.55	9.904	11-Mar-25	6	A Smith (M)	20.4	8.474	11-Mar-25		
1	D Latham	N/A	N/A	N/A		6	N Sismey (M)	7.55	9.904	11-Mar-25	7	N Sismey (M)	19.9	8.266	11-Mar-25		
1	D Turnbull	N/A	N/A	N/A		8	L Blacker	7.71	9.698	11-Mar-25	8	S Whittaker (M)	18.4	7.643	11-Mar-25		
1	G Reynolds (M)	N/A	N/A	N/A		9	A Woodhouse	8.39	8.912	11-Mar-25	9	A Woodhouse	18.2	7.560	11-Mar-25		
1	J Crunden	N/A	N/A	N/A		10	D Latham	8.41	8.891	11-Mar-25	10	L Blacker	18.1	7.519	11-Mar-25		
1	J Dudley (M)	N/A	N/A	N/A		11	D Hughes-Dowd	8.50	8.797	11-Mar-25	11	D Turnbull	17.3	7.186	11-Mar-25		
1	J Mills	N/A	N/A	N/A		12	S Whittaker (M)	8.56	8.735	11-Mar-25	12	D Latham	16.7	6.937	11-Mar-25		
1	J Wardle	N/A	N/A	N/A		13	D Turnbull	8.87	8.430	11-Mar-25	13	D Hughes-Dowd	16.4	6.813	11-Mar-25		
1	K Spink (M)	N/A	N/A	N/A		14	K Spink (M)	9.29	8.049	11-Mar-25	14	M Blake	15.9	6.605	11-Mar-25		
1	L Blacker	N/A	N/A	N/A		15	A Stevenson	9.56	7.821	11-Mar-25	15	S Gray (M)	15.8	6.563	11-Mar-25		
1	L Pateman	N/A	N/A	N/A		16	M Blake	9.59	7.797	11-Mar-25	16	K Spink (M)	15.4	6.397	11-Mar-25		
1	L Smith	N/A	N/A	N/A		17	S Gray (M)	9.74	7.677	11-Mar-25	17	A Stevenson	14.8	6.148	11-Mar-25		
1	M Blake	N/A	N/A	N/A		18	J Dudley (M)	9.93	7.530	11-Mar-25	18	N Jarram	14.6	6.065	11-Mar-25		
1	N Jarram	N/A	N/A	N/A		19	N Jarram	10.09	7.411	11-Mar-25	19	J Crunden	13.8	5.733	11-Mar-25		
1	N Sismey (M)	N/A	N/A	N/A		20	J Mills	10.34	7.231	11-Mar-25	20	J Dudley (M)	13.7	5.691	11-Mar-25		
1	R Litherland	N/A	N/A	N/A		21	J Crunden	11.06	6.761	11-Mar-25	21	J Mills	13.5	5.608	11-Mar-25		
1	S Goodlip (M)	N/A	N/A	N/A		22	C Blake	11.18	6.688	11-Mar-25	22	C Blake	12.4	5.151	11-Mar-25		
1	S Gray (M)	N/A	N/A	N/A		23	G Reynolds (M)	11.64	6.424	11-Mar-25	23	G Reynolds (M)	11.1	4.611	11-Mar-25		
1	S Whittaker (M)	N/A	N/A	N/A		24	J Wardle	12.60	5.934	11-Mar-25	23	J Wardle	11.1	4.611	11-Mar-25		
Pos	Junior	Laps	MPH	Date		Pos	Junior	Time	MPH	Date	Pos	Junior	Laps	MPH	Date		
1	B Crunden	N/A	N/A	N/A		1	JJ Hughes-Dowd	8.15	9.175	11-Mar-25	1	JJ Hughes-Dowd	19.2	7.976	11-Mar-25		
1	E Woodhouse	N/A	N/A	N/A		2	M Blake	9.15	8.172	11-Mar-25	2	M Blake	16.5	6.854	11-Mar-25		
1	J Woodhouse	N/A	N/A	N/A		3	J Woodhouse	9.48	7.887	11-Mar-25	3	J Woodhouse	15.7	6.522	11-Mar-25		
1	JJ Hughes-Dowd	N/A	N/A	N/A		4	Z Brazell	9.62	7.773	11-Mar-25	4	L Whittaker	15.6	6.480	11-Mar-25		
1	L Whittaker	N/A	N/A	N/A		5	B Crunden	10.47	7.142	11-Mar-25	5	Z Brazell	14.9	6.189	11-Mar-25		
1	M Blake	N/A	N/A	N/A		6	L Whittaker	10.58	7.067	11-Mar-25	6	E Woodhouse	14.3	5.940	11-Mar-25		
1	T Stevenson	N/A	N/A	N/A		7	T Stevenson	10.98	6.810	11-Mar-25	7	B Crunden	12.9	5.359	11-Mar-25		
1	Z Brazell	N/A	N/A	N/A		8	E Woodhouse	11.11	6.730	11-Mar-25	8	T Stevenson	12.6	5.234	11-Mar-25		



Visit dhorc.co.uk or Find us on **facebook**

Derby HO Racing Club

dhorc

TOMY AFX TYCO Carrera DIGITAL

Club Night

R&R

Rules & Regulations 2026



Derby HO Racing Club  www.dhorc.co.uk

dhorc

Home of HO Le Mans

TOMY AFX TYCO SmartRa((e) Carrera DIGITAL

<https://dhorc.co.uk/wp-content/uploads/2025/12/DHORC-Rules-Regs-2026-1.pdf>



LEXAN BODY CATALOGUE

Legends

SWB = 38mm (1.5")
between axle centres

LWB = 41mm (1.6")
between axle centres



AC Cobra
Convertible
LWB



Acura NSX
GT3 2017
LWB
30mm Clip



Alfa Romeo 155
Touring Car
LWB
29mm Clip



Alfa Romeo
BTCC
LWB
30mm Clip



Alfa Romeo
TZ3 Corsa
SWB
29mm Clip



Aston Martin
Vantage GT3
LWB



Audi
R8LMS GT3
LWB



Audi S3
BTCC
LWB
27mm Clip



Austin
Mini Cooper
SWB
28mm Clip



Bentley
Continental GT3
LWB
30mm Clip
















BMW
320i Turbo Grp5
SWB
27mm Clip



BMW 1 Series
BTCC
LWB
29mm Clip








































BMW
M1
SWB
30mm Clip
















			
BMW M3 GT2 LWB 27mm Clip	BMW Z4 GT3 LWB	BMW Z8 Convertible LWB 30mm Clip	Bugatti EB110 SWB 32mm Clip
			
Bugatti Veyron LWB 31mm Clip			
			
Chevrolet Nastruck LWB 30mm Clip	Chevron B19 SWB or LWB 29mm Clip	Corvette C5r GT SWB 30mm Clip	Corvette C7r GT 2017 LWB 31mm Clip
			
Corvette C8r GT3 LWB	Corvette Daytona Prototype SWB 30mm Clip	Corvette 1969 Stingray SWB 30mm Clip	
			
Datsun 240Z SWB 27mm Clip	Datsun Fairlady 2000 LWB 26mm Clip	Dodge Challenger LWB 31mm Clip	

			
Ferrari 250 gt Berlinetta Lusso SWB 30mm Clip	Ferrari 250 GTO LWB 29mm Clip	Ferrari 308 GTb LWB 28mm Clip	Ferrari 365 GTb Daytona SWB 28mm Clip
			
Ferrari 488 Gte LWB 29mm Clip	Ferrari 512 LM SWB or LWB 29mm Clip	Ferrari 575 GTc LWB 30mm Clip	Ferrari 612 Can-Am SWB 32mm Clip
			
Ferrari F40 SWB 32mm Clip	Ferrari Testarossa SWB 32mm Clip	Ford Capri SWB 30mm Clip	Ford Escort SWB 29mm Clip
			
Ford Custom Van LWB 30mm Clip	Ford Focus RS BTCC LWB 29mm Clip	Ford 2006 GT LWB 29mm Clip	Ford 2016 GT LWB Body Pins Only
			
Ford GT40 SWB 29mm Clip	Ford 2005 Mustang LWB 27mm Clip		

			
Honda Civic BTCC LWB 28mm Clip	Honda Integra LWB 28mm Clip	Honda S2000 SWB 26mm Clip	
			
Jaguar D Type LWB 30mm Clip	Jaguar XJ 220 LWB 32mm Clip	Jaguar XJR 5 (Grp 44) SWB 32mm Clip	Jaguar XJR 9 (Grp C) SWB or LWB 33mm Clip
			
Jaguar XKR GT3 LWB 30mm Clip			Koenigsegg CCX LWB 30mm Clip
			
Lamborghini Contach SWB 29mm Clip	Lamborghini Huracan GT3 LWB 32mm Clip	Lamborghini Miura Concept LWB 30mm Clip	Lamborghini Miura Jota SWB 28mm Clip
			
Lancia LC2 SWB 31mm Clip	Lotus Elise LWB 27mm Clip	Lotus Espirit LWB	Lotus Europa LWB 31mm Clip

			
Matchbox Hi-Tailer LWB 33mm Clip	Mazda 787b (Grp C) LWB 30mm Clip	Mazda RX7 SWB 27mm Clip	McLaren F1 GTr LWB
			
McLaren MP4 12C GT3 LWB 28mm Clip	Mercedes Gullwing 300SL SWB	Mercedes 300SLR LWB	Mercedes CLK GTB LWB 30mm Clip
			
Mercedes DTM Car LWB 30mm Clip	MG 6GT BTCC LWB 28mm Clip	Mini Mini Cooper LWB 27mm Clip	Morris Minor LWB 27mm Clip
			
Mustang 1967 GT 500 SWB 30mm Clip	Mustang Mach 1 SWB 30mm Clip		
			
Nascar SWB 32mm Clip	Nissan 300ZX SWB 31mm Clip	Nissan March 86G Gtp SWB or LWB 30mm Clip	Nissan R390 GT LWB 32mm Clip

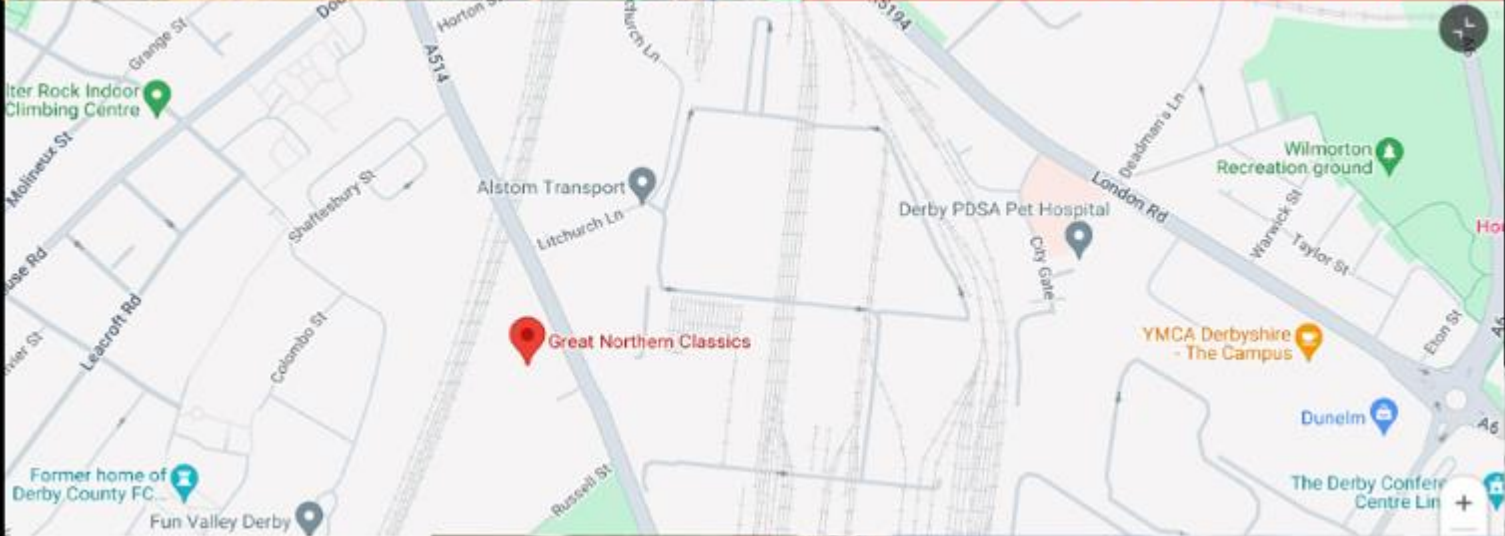
			
Nissan 1989 R89C LWB 32mm Clip	Nissan 1977 Skyline GT-R LWB 27mm Clip	Nissan R32 Skyline SWB 30mm Clip	Nissan Grp C SWB 32mm Clip
			
Pagani Huayra LWB 29mm Clip	Pagini Zonda C12 LWB 30mm Clip	Panoz 1999 LMP-1 LWB 32mm Clip	Peugeot 905 Grp C SWB or LWB 31mm Clip
			
Pontiac 1977 Firebird LWB 30mm Clip	Porsche 908 SWB 29mm Clip	Porsche 910 LWB 32mm Clip	Porsche 911 GT3 SWB 27mm Clip
			
Porsche 911 Turbo RSR GT3 LWB 28mm Clip	Porsche 917 SWB or LWB 31mm Clip	Porsche 934 Turbo RSR SWB 26mm Clip	Porsche 935 Turbo SWB 28mm Clip
			
Porsche 956 Grp C SWB 31mm Clip	Porsche 959 SWB 29mm Clip	Porsche 962 Grp C LWB 32mm Clip	

			
Renault Clio Cup Car LWB 30mm Clip	Renault Clio V6 LWB 29mm Clip	Renault Megane Trophy LWB 30mm Clip	Renault RS01 GT LWB 28mm Clip
			
Saleen S7 LWB	Sauber Mercedes C11 Grp C SWB or LWB 32mm Clip	Shadow MK 11a LWB 31mm Clip	Shelby Cobra Daytona Coupe SWB 31mm Clip
			
Subaru Levorg BTCC LWB 28mm Clip			
			
Toyota 88C-V Grp C SWB or LWB 32mm Clip	Toyota GT-One LWB	Triumph TR7 LWB 28mm Clip	TVR Sagaris LWB
			
Wiesmann GT MF5 SWB or LWB			Zakspeed Grp 5 Capri SWB or LWB 30mm Clip

Where is DHORC?



www.dhorc.co.uk



GREAT NORTHERN CLASSICS



Great Northern Classics
274 – 278 Osmaston Road
Derby DE24 8AE

Nick Sismey
sismey80@hotmail.co.uk
07984339192