

Visit dhorc.co.uk or Find us on **facebook**

Derby HO Racing Club 
www.dhorc.co.uk



Rounds 15-17  **Ruapuna – GT**  **17Mar26**

Sprint Races

Part 2



Simon & Richard lead two Championships

Andrew & Martin win all 3 Group races



Official Timing Partner

ROUND 15	ROUND 16	RND 17 SR 05
01 M Thorpe	01 S White	01 V de Oliveira
02 { C Cooper V de Oliveira	02 V de Oliveira	02 M Thorpe
	03 M Thorpe	03 S White
DHORC-CD 224	DHORC-CD 225	DHORC-CD 226

News: Andy joins the fray – Hoodie – New jump leads – Matt & Mike Test



About:



History and Key Facts



HO Club founded on 7 July 1992

- DHORC: Derby HO Racing Club ("HO" Is The Scale = 1/64th)
- Tenant at Great Northern Classics, open to all!
- Home of world famous international Le Mans 24 Hour race until 2019.
- Smaller scale version of Scalextric, once set up works all night!
- Four and Eight lane circuits
- Computerised timing
- Statistics for every meeting and every member since July 1992
- Over 30 Club Nights each year
- 50+ circuit designs, up to 567 feet in length
- Eight-lane routed dhorcingham oval
- Two car categories – Tyco open wheel (F1)
 - Tomy SGP, BSRT, VSR, Bulldog enclosed wheel (GC)



Carrera Digital Club 1st race 18 January 2022

- 1/32nd Carrera Digital GT Cars
- 16 Evenings a year, with 15-minute Endurance & 5-minute Sprint Races
- 10+ circuits
- Full computerised timing and stats through SmartRace App



The Club Nights and Magazine Coverage

HO

- Racing starts at 18:45 hours – Finished by 22:00 hours
- Minimum of four 3-minute qualifying races & up to two Finals (F1 & GC) for each member
- Championship points for all members
- Magazine produced for every meeting covering every member & track statistic

Carrera Digital

- Racing starts at 18:00 – Finished by 22:00 hours
- Magazine produced after each evening
- Championship points for all members
- Rules & regulations booklet covering all the DHORC rules produced each year
- Great family atmosphere, a help-all culture

Membership Fees, Car Costs and Prizes

- Adult £40 and junior (under 16) £20 for HO & Carrera, £50/£25 combined
- Only £50 Total expenditure for two cars HO Cars, £65 one Carrera
- All cars and spares can be bought at club
- Adult, Masters (over 56), Junior (16 & under) HO Championships
- Adult & 70+ Carrera Championships





Editorial 061 Part 2



Part 2 of Magazine Issue 061 covers the three Club Nights at Ruapuna, the Championship standings and the Members Statistics.

I have never been a big fan of AI, but when it can produce such incredible posters as below, who can't be impressed! See you on 14Apr26 in Spain.



HO 1/64th
TYCO TOMY AFX
Tyco Tomy AFX

Carrera DIGITAL
Carrera Digital

www.dhorc.co.uk

Carrera DIGITAL
Carrera Digital
1/32nd



Nick Sismey

Front Cover: Ruapuna in full swing.

Derby HO Racing Club		Committee...2026		Derby HO Racing Club	
dhorc				dhorc	
Home of HO La Mans				SmartRa((e) Carrera DIGITAL	
Chairman / Treasurer	Nick Sismey	M 07984 339 192	sismey80@hotmail.co.uk		
Vice Chairman	Phil Rees	M 07912 378 652	dhorcman.p.r@ntlworld.com		
Secretary	Laura Edwards	M 07501 217 254	laurabubbles07@hotmail.co.uk		
CD Spares	Stuart Gray	M 07874 253 955	stuartcgray7@btinternet.com		
HO Spares + HO & CD Race Control	Lewis Blacker	M 07713 059 906	lewisjayblacker@outlook.com		
HO Race Control	Dan Hughes-Dowd	M 07568 480 438	dthd1984@gmail.com		
HO Parc Ferme	Reuben Litherland	M 07775 061 685	rj.litherland@yahoo.com		
HO & CD Race Control	Liam Smith	M 07477 698 158	liam-smith-93@hotmail.co.uk		
Carrera Digital	Victor de Oliveira	M 07841 505 860	vic.deo@hotmail.com		
HO Carrera Digital Scrutineer	Angus Smith	M 07591 813 431	angus@angussmith500.plus.com		
HO Carrera Digital Scrutineer	Simon Goodlip	M 07803 551708	simon.goodlip@sky.com		
Carrera Digital	Steve White	M 07859 999 480	wslotcarsteve@gmail.com		

THIS MAGAZINE IS PUBLISHED AND COPYRIGHT 2026 BY DHORC, AND NO PORTION MAY BE REPRODUCED OR TRANSMITTED WITHOUT WRITTEN PERMISSION, AND MAY CONTAIN ARTICLES AND GRAPHICS REPRINTED WITH THE PERMISSION OF THE ORIGINAL COPYRIGHT HOLDER, WHO RETAINS ALL RIGHTS

Contents.....061 Part2

Page Details

003 Editorial

004 Contents

005 Race Report – Ruapuna GT – 17 March 2026 - Round 15

015 Race Report – Ruapuna GT – 17 March 2026 - Round 16

021 Race Report – Ruapuna GT – 17 March 2026 - Round 17 - Sprint Race 05

029 Best Results at Ruapuna

033 Championship Tables

041 Members' Statistics


048 Next Circuit - Catalunya – 14 April 2026 - Rounds 18 - 20

050 Rules & Regulations 2026


051 Razorlite Spares



	2022	2023	2024	2025	2026	2022 - 2026
Club Nights	33	44	63	69	17	226
Average Att	18	24	22	26	29	24
Laps	40,497.6	69,152.3	89,128.9	93,478.7	23,890.8	316,148.3
Feet	5,075,414	8,489,973	12,593,072	13,734,688	3,858,589	43,740,135
Miles	969	1,621	2,402	2,619	731	8,284



Race Report



Ruapuna



Round 15



17th March 2026



Martin Thorpe took his second win of the year in Round 15. Lewis Blacker, after refuelling, took a best of ninth at Ruapuna in the same Round.

Ruapuna Carrera Digital 17Mar26

Race Groups - Issue 5

Grp	Competitor	Rank	Grp	Competitor	Rank
A			D		
A1	S Goodlip (ER-1) (SR-1)	2.630	D1	J Woodhouse	17.296
A2	S White (ER-1) (SR-1)	3.148	D2	C Blake	17.444
A3	V de Oliveira (ER-1)	3.852	D3	A Woodhouse	18.333
A4	T Gray	6.556	D4	R Booth	18.556
A5	A Smith	6.963	D5	J Kalyan	18.667
A6	N Sismey	8.630	D6	J Wardle	19.222


B			E		
B1	M Thorpe	9.296	E1	M Dutson	19.481
B2	L Blacker	9.963	E2	J Bowles	19.556
B3	T Mullen	11.556	E3	A Staniec	19.963
B4	D Hughes-Dowd	11.963	E4	D Trantom	24.148
B5	L Smith	12.259	E5	S Rankin	24.815
B6	T Whittaker	12.370	E6	A Mason	25.750

C			F (Sprint Race 8pm)		
C1	C Cooper	14.519	F1	S Whittaker	6.444
C2	JJ Hughes-Dowd	15.000	F2	P Rees	15.370
C3	A Mitro	15.778	F3	D Kalyan	16.370
C4	N Jarram	16.074	F4		
C5	D Edwards	16.815	F5		
C6	J Borges	16.963	F6		


Weekend Events			Unavailable		
W1	K Spink	7.074	U1	L Pateman	12.074
W2	S Bradley	10.667	U2	S Gray	21.519
W3	C Hawes	14.926	U3	L Edwards	27.111
W4	B Whitehouse	15.852	U4	M Gretton	New
W5	L Hobson	17.296	U5	M Blood	New
W6	G Ng	19.778			



Late Comer Racing teammates Victor de Oliveira and Chris Cooper both took second in the first race of the evening. This was Chris' best result while Victor won the Sprint Race.



Ruapuna (New Zealand)



Previous Results

				1st	2nd	3rd
DHORC-CD 224	17-Mar 2026	146'11"		M Thorpe	C Cooper / V de Oliveira	
DHORC-CD 225	17-Mar 2026	146'11"		S White	V de Oliveira	M Thorpe
DHORC-CD 226 (SR05)	17-Mar 2026	146'11"		V de Oliveira	M Thorpe	S White

Circuit Records Lap Length 146'11"

Qualifying / Fastest Lap

GT V de Oliveira 17Mar26
8.770 secs (11.421 mph)

Race Laps (15 Mins)




GT V de Oliveira 17Mar26
80.1 Laps

Race Laps (5 Mins) Sprint Races

GT V de Oliveira 17Mar26
31.3 Laps

Evening Group Points

GT J Kalyan 17Mar26
22.0 Points

Carrera DIGITAL





Colin Blake took two Group D wins, with 13th in Round 15 & 8th in Round 17's Sprint Race.



Martin takes 1st win at Ruapuna



Martin Thorpe took his Porsche 911 to the first win at our new Ruapuna circuit with his second win of the year following victory at Monza in January. His seventh career win saw him beat reigning Champion **Victor de Oliveira** and his Late Comers Racing teammate **Chris Cooper** by 1.5 laps as their Aston Martin and McLaren closed out the podium places, both in second. Victor was on a one lap penalty but that didn't affect his finishing position while Chris matched his best ever finish achieved only once previously on 21Jan25 at Mugello. Victor's Pole was his sixth of the year, taking him to 69 for his career while his fifth straight fastest lap takes him to a record 79th (8th). All three took Group wins, Martin the 'B', Victor the 'A' and Chris the 'C', his first of the year.



We had a capacity grid of 30 cars at our New Zealand track. Being a new circuit, Victor's 8.893 second lap in Qualifying was a track record as was Martin's 75.4 laps. Our double Champion (in '23/'24) **Simon Goodlip** took second in the 'A' just two tenths behind our pair in second. Again he was carrying a one lap win penalty. He and his Audi would have moved up to tsecond without it, while our third one lap penalty carrier of the Round, **Steve White** and his Porsche 911, was another 1.1 laps back in fifth, so wouldn't have improved without the penalty. Both these two lose their penalty for Round 16 as they weren't on the podium, while Martin and Victor gain and retain theirs.

Dan Hughes-Dowd and son **JJ Hughes-Dowd** were only separated by 0.4 laps in sixth and seventh, on 72.3 and 71.9, both taking second in their respective Groups, Dan's Lamborghini matching his best ever finish, at the last race at Mugello. JJ's Porsche 911 however was just over two tenths of a second quicker than the Lambo. Joining JJ on 71 laps were **Tom Gray** and **Lewis Blacker** with their BMWs together with **Nick Sismey's** Porsche 911 on 71.5, 71.4 and 71.2 laps respectively as they closed out the 70+ lappers and the top ten.

Sixteen racers recorded laps between 69.9 and 60.6, led by **Terry Mullen** who made it three BMWs in the last four places. He was fourth in the 'B' while **Liam Smith's** Audi was fifth, 0.6 laps back in 12th. We then had the first two Group 'D' runners, both running Audi's like Liam. **Colin Blake's** Liqui Moly version beat **Jag Kalyan's** Red Bull livered car by three tenths of a lap to take



Andrew Staniec won all three Group 'E' races at Ruapuna with a best finish of 15th in the Sprint Race.

his third straight 'D' win and fourth of the year, as they finished on 68.4 and 68.1 laps, Colin 0.9 laps behind Liam.

Two Porsche 911s followed in 15th and 16th **Anthony Mitro** beating Group 'E' winner **Andrew Staniec** to 15th by half a lap, 67.7 to 67.2 while 70+ Group Challenge leader **Richard Booth's** McLaren was but a tenth behind our reigning 70+ Group Challenge Champion, in 17th. Two more Group 'D' racers followed Richard home, our youngest racer **Jenson Woodhouse** with his Porsche 911 and **James Wardle**, also with a Porsche 911, in 18th and 19th, 66.8 laps to 66.6. James' mate **Nick Jarram**, in his first race since enjoying the real Daytona 500 in Florida, joined these two on 66 laps with a 66.5, the third Porsche 911 in a row, just a tenth back on James. **Dave Edwards'** McLaren followed home fellow Group 'C' racer Nick in 21st on 64.8 laps.

Group 'D' were the first Group to get all of their six cars over the line with **Andrew Woodhouse's** Corvette taking the honours in 22nd on 63.5 laps while **Macaully Dutson's** Ferrari was the second Group 'E' racer to finish on 62.8 laps in 23rd. Exactly a lap further lap back **Ted Whittaker's** Audi was the final Group 'B' car across the line in 24th while **James Bowles'** Porsche 911 took 25th, 1.1 laps behind Ted on 60.7.

dharc Carrera DIGITAL 132 Ruapuna Carrera Digital Race 15 - 17 March 2026 SmartRace RACEWAY																			
Qualifying				Final Position				Fastest Lap				Final Points							
Pos	Competitor	Time	MPH	Pos	Grp	Fin	Pts	Competitor	Laps	Pts	Pos	Grp	Competitor	Time	MPH	Pts	Pos	Competitor	Pts
1	V de Oliveira	8.893	11.263	1	B1	B1	6	M Thorpe	75.4	40	1	A3	V de Oliveira	9.071	11.042	5	1	M Thorpe	41
2	S Goodlip	9.278	10.795	2	A3	A1	8	V de Oliveira (ER-1)	73.9	33	2	A2	S White	9.603	10.430	4	2	V de Oliveira (ER-1)	38
3	S White	9.492	10.552	2	C1	C1	6	C Cooper	73.9	33	3	A1	S Goodlip	9.722	10.302	3	3	C Cooper	35
4	N Slamey	10.028	9.988	4	A1	A2	5	S Goodlip (ER-1)	73.7	26	4	C1	C Cooper	9.828	10.191	2	4	S Goodlip (ER-1)	29
5	T Gray	10.045	9.971	5	A2	A3	4	S White (ER-1)	72.6	24	5	B1	M Thorpe	10.073	9.943	1	5	S White (ER-1)	28
6	JJ Hughes-Dowd	10.058	9.958	6	B4	B2	7	D Hughes-Dowd	72.3	22	6	A5	A Smith	10.089	9.928		6	D Hughes-Dowd	22
7	D Hughes-Dowd	10.126	9.891	7	C2	C2	5	JJ Hughes-Dowd	71.9	21	7	C2	JJ Hughes-Dowd	10.116	9.901		7	JJ Hughes-Dowd	21
8	L Smith	10.155	9.853	8	A4	A4	3	T Gray	71.5	20	8	B3	T Mullen	10.197	9.822		8	T Gray	20
9	C Cooper	10.327	9.699	9	B2	B3	4	L Blacker	71.4	19	9	B4	D Hughes-Dowd	10.323	9.703		9	L Blacker	19
10	L Blacker	10.331	9.695	10	A6	A5	3	N Slamey	71.2	18	10	B6	T Whittaker	10.339	9.641		10	N Slamey	18
11	A Smith	10.341	9.686	11	B3	B4	3	T Mullen	69.9	17	11	A6	N Slamey	10.413	9.619		11	T Mullen	17
12	T Mullen	10.357	9.671	12	B5	B5	2	L Smith	69.3	16	12	B5	L Smith	10.485	9.553		12	L Smith	16
13	J Kalyan	10.722	9.341	13	D2	D1	7	C Blake	68.4	15	13	A4	T Gray	10.488	9.550		13	C Blake	15
14	C Blake	10.738	9.328	14	D5	D2	8	J Kalyan	68.1	14	14	B2	L Blacker	10.513	9.527		14	J Kalyan	14
15	J Wardle	10.887	9.200	15	C3	C3	4	A Mitro	67.7	13	15	C5	D Edwards	10.568	9.389		15	A Mitro	13
16	M Dutson	11.004	9.102	16	E3	E1	8	A Staniec	67.2	12	16	C3	A Mitro	10.776	9.295		16	A Staniec	12
17	J Borges	11.074	9.045	17	D4	D3	5	R Booth	67.1	11	17	C6	J Borges	10.803	9.271		17	R Booth	11
18	A Staniec	11.099	9.024	18	D1	D4	3	J Woodhouse	66.8	10	18	D6	J Wardle	10.950	9.147		18	J Woodhouse	10
19	S Rankin	11.177	8.961	19	D6	D5	3	J Wardle	66.6	9	19	D3	A Woodhouse	10.956	9.142		19	J Wardle	9
20	D Trantom	11.188	8.952	20	C4	C4	3	N Jarram	66.5	8	20	D2	C Blake	11.002	9.104		20	N Jarram	8
21	R Booth	11.295	8.868	21	C5	C5	2	D Edwards	64.8	7	21	D1	J Woodhouse	11.093	9.029		21	D Edwards	7
22	N Jarram	11.321	8.847	22	D3	D6	1	A Woodhouse	63.5	6	22	C4	N Jarram	11.174	8.964		22	A Woodhouse	6
23	A Woodhouse	11.368	8.811	23	E1	E2	5	M Dutson	62.8	5	23	D4	R Booth	11.363	8.814		23	M Dutson	5
24	A Mason	11.973	8.365	24	B6	B6	1	T Whittaker	61.8	4	24	D5	J Kalyan	11.376	8.804		24	T Whittaker	4
25	J Woodhouse	12.076	8.294	25	E2	E3	4	J Bowles	60.7	3	24	E3	A Staniec	11.376	8.804		25	J Bowles	3
26	M Thorpe	12.243	8.181	26	C6	C6	1	J Borges	60.6	2	26	E2	J Bowles	11.570	8.657		26	J Borges	2
27	A Mitro	DNQ	DNQ	27	E6	E4	5	A Mason	54.6	1	27	E1	M Dutson	11.643	8.603		27	A Mason	1
28	D Edwards	DNQ	DNQ	28	E4	E5	2	D Trantom	54.4		28	E5	S Rankin	11.830	8.467		28	D Trantom	
29	J Bowles	DNQ	DNQ	29	A5	A6	1	A Smith	53.0		29	E4	D Trantom	12.022	8.331		29	A Smith	
30	T Whittaker	DNQ	DNQ	30	E5	E6	1	S Rankin	51.5		30	E6	A Mason	12.568	7.969		30	S Rankin	

Over the final five finishers three closed out their respective Groups. Group 'C' was next with **José Borges** and his Audi, a tenth behind James on 60.6 laps in 26th. He was also the 16th and final racer in the 60+ lap group. **Andy Mason** and **Dave Trantom** took up the fourth and penultimate position in Group 'E' with 54.6 and 54.4 laps with their Ferrari and Porsche. On only 53.0 laps was our 2022 Champion **Angus Smith** and his McLaren in 29th. This was his worse ever result in 205 starts, his previous worst being 24th, as he closed out the 'A'. The reason for him being at the wrong end of the finishing results was that he couldn't get into the pits! He was able to change lanes everywhere else but not into the pits! Whether he was simply going to fast, straight after a corner, so his car wasn't straight for the sensor to pick up his car's under chassis light, we don't know, but the remaining 29 cars didn't have a problem!

Simon Rankin became the third of our 12 Wooden Spoon winner in 2026 to take a second Wooden Spoon this year, his Lamborghini finishing on 51.5 laps closing out the final Group, the 'E'. Porsche dominated the grid at Ruapuna with 11, followed by Audi-6, McLaren-4, BMW-3, Ferrar-2, Lamborghini-2, Aston Martin-1 and Corvette-1.




Group 'E' – Andy Mason, Simon Rankin, Dave Trantom, Andrew, James Bowles & Macaully Dutson




Group 'D' – James Wardle, Jag Kalyan, Richard Booth, Andrew Woodhouse, Colin & Jenson Woodhouse



Group 'C' – José Borges, Dave Edwards, Nick Jarram, Anthony Mitro, JJ Hughes-Dowd & Chris



Race Report



Ruapuna



Round 16



17th March 2026



Steve White made Round 16 his own with his record sixth win of the year, later matched by Victor in the Sprint Race while Terry Mullen took a best of ninth in this Round.



White's white Porsche right there!



Steve White became the first racer to take six Carrera Digital victories in 2026 moving up four places from the previous Round to set a new Endurance Race laps record of 79.2, beating fellow M&S teammate **Martin Thorpe's** 75.4 laps in the earlier race. Martin would drop to third this time despite recording 2.1 laps (3.1 without his penalty) more, with 77.5, but did take back-to-back Group 'B' wins. In-between these two was **Victor de Oliveira** a mere tenth of a lap behind Steve. Had he not retained his one lap penalty from his last 15-minute race at Mugello Victor would have won by 0.9 laps. Therefore truth be told he now holds the Endurance race laps record with 80.1.

Derby HO Racing Club dharc SmartRace Carrera DIGITAL			Round 16 Ruapuna - 17 March 2026			Carrera DIGITAL 132		
			2nd	1st	3rd	Victor de Oliveira	Steve White	Martin Thorpe

While Steve took his 25th career win, Victor added to his Poles and fastest laps, with 70 (7) and 80 (9) respectively, the latter increasing his record of fastest laps, now 18 ahead of former fastest lap leader **Simon Goodlip** who finished in fourth just as in Round 15, but with 1.8 more laps on 76.5. Simon's two fourth place finishes keeps him in the Championship lead but Steve has closed the gap from 38 to 24 points while reigning Champion Victor moves up from fourth to third 78 points further back.

Three times winner **JJ Hughes-Dowd** continues to progress up the leaderboard taking fifth, his best result of the year to date, 0.8 laps behind Simon on 75.7 and with it the Group 'C' win. **Liam Smith** halved his finishing position compared to the first race of the night, his 75.1 laps placing him in sixth. **Dan Hughes-Dowd** dropped one place between races while **Chris Cooper** dropped six as they completed their second and final 15-minute run at Ruapuna in seventh and eighth on 74.5 and 74.3 laps. In Round 15 we had ten racers recording over 70 laps, here we had 16

The second half of these 16 was led by **Tom Gray** and **Terry Mullen**, both in ninth and both on 73.6 laps. This was a drop of one place for Tom but a two place improvement for Terry as well as his first 70+ lap run at Ruapuna for the 70+ Group Challenger. **Jag Kalyan** took his first Group 'D' win of the evening in 11th a lap behind our above pairing while **Lewis Blacker** and **Nick Sismey**



JJ has his mojo back with a 7th, 5th & 6th place finish at Ruapuna with the Group 'C' win in Round 16. He was subsequently our biggest improver in the Ranking Chart, up eight places to 11th.



Ryan Goodere popped into GNC for the first time when we were setting up and was back later to help out with marshalling and packing away and looks to race later in the year.

took fifth in their respective Groups, Lewis in the 'B' with 72.4 laps and 12th, Nick in the 'A' with 72.1 and 13th. **Angus Smith** again closed our Group 'A', which was the first to complete this time, but 15 places better off than in the previous race with 14th. He was still suffering from pit lane entry problems but not as dire as in Round 15.

The final two racers to record over 70 laps were **Colin Blake** and **Anthony Mitro** who straddled the half way point of our 30 strong grid in 15th and 16th on 70.8 and 70.6 laps. While they both surpassed 70 laps for the first time they actually dropped two and one place respectively from the previous run. Just 12 racers were on 60+ laps this time compared to 16 last as the whole field improved their lot. **Richard Booth** improved his lap score by 2.6 laps but retained 17th place and a D3 finish. However this time **Jenson Woodhouse** joined him in D3 on 69.7 laps, a 2.9 lap improvement as well as a one place improvement.

dharc Carrera DIGITAL 132										SmartRace RACEWAY													
Qualifying					Final Position					Fastest Lap					Final Points								
Pos	Competitor	Time	MPH		Pos	Grp	Fin	Pts	Competitor	Laps	Pts	Pos	Grp	Competitor	Time	MPH	Pts	Pos	Competitor	Pts	Pos	Competitor	Pts
1	V de Oliveira	8.893	11.263		1	A2	A1	7	S White	79.2	40	1	A3	V de Oliveira	8.936	11.208	5	1	S White	44	1	J Kalyan	10
2	S Goodlip	9.278	10.795		2	A3	A2	6	V de Oliveira (ER-1)	79.1	33	2	A2	S White	9.112	10.892	4	2	V de Oliveira (ER-1)	38	2	L Smith	8
3	S White	9.492	10.552		3	B1	B1	6	M Thorpe (ER-1)	77.5	29	3	A1	S Goodlip	9.344	10.719	3	3	M Thorpe (ER-1)	29	2	A Staniec	8
4	C Cooper	9.828	10.191		4	A1	A3	4	S Goodlip	76.5	26	4	C1	C Cooper	9.781	10.240	2	3	S Goodlip	29	4	JJ Hughes-Dowd	7
5	N Simey	10.028	9.988		5	C2	C1	7	JJ Hughes-Dowd	75.7	24	5	A8	N Simey	9.852	10.168	1	5	JJ Hughes-Dowd	24	4	S White	7
6	T Gray	10.045	9.971		6	B5	B2	8	L Smith	75.1	22	6	C2	JJ Hughes-Dowd	9.953	10.063		6	L Smith	22	6	V de Oliveira (ER-1)	6
7	JJ Hughes-Dowd	10.058	9.958		7	B4	B3	5	D Hughes-Dowd	74.5	21	7	B6	T Whittaker	9.976	10.040		6	C Cooper	22	6	M Thorpe (ER-1)	6
8	M Thorpe	10.073	9.943		8	C1	C2	5	C Cooper	74.3	20	8	A5	A Smith	9.977	10.039		8	D Hughes-Dowd	21	8	D Hughes-Dowd	5
9	A Smith	10.089	9.928		9	A4	A4	3	T Gray	73.6	19	9	D5	J Kalyan	9.985	10.031		9	T Gray	19	8	C Cooper	5
10	D Hughes-Dowd	10.126	9.891		9	B3	B4	3	T Mullen	73.6	19	10	B2	L Blacker	10.055	9.951		9	T Mullen	19	8	C Blake	5
11	L Smith	10.155	9.863		11	D5	D1	10	J Kalyan	72.6	17	11	B1	M Thorpe	10.090	9.927		11	J Kalyan	17	8	R Booth	5
12	T Mullen	10.197	9.822		12	B2	B5	2	L Blacker	72.4	16	12	B4	D Hughes-Dowd	10.116	9.901		12	L Blacker	16	8	A Mason	5
13	L Blacker	10.331	9.695		13	A6	A5	3	N Simey	72.1	15	13	A4	T Gray	10.195	9.824		12	N Simey	16	8	M Dutson	5
14	T Whittaker	10.389	9.641		14	A5	A6	1	A Smith	71.7	14	14	B3	T Mullen	10.236	9.785		14	A Smith	14	14	A Mitro	4
15	D Edwards	10.668	9.389		15	D2	D2	5	C Blake	70.8	13	15	B5	L Smith	10.363	9.685		15	C Blake	13	14	S Goodlip	4
16	J Kalyan	10.722	9.341		16	C3	C3	4	A Mitro	70.6	12	16	C6	J Borges	10.374	9.655		16	A Mitro	12	14	J Woodhouse	4
17	C Blake	10.738	9.328		17	D1	D3	4	J Woodhouse	69.7	11	17	C3	A Mitro	10.453	9.582		17	J Woodhouse	11	14	J Bowles	4
18	A Mitro	10.776	9.295		17	D4	D3	5	R Booth	69.7	11	18	C5	D Edwards	10.491	9.547		17	R Booth	11	18	T Gray	3
19	J Borges	10.803	9.271		19	B6	B6	1	T Whittaker	68.5	9	19	D1	J Woodhouse	10.692	9.368		19	T Whittaker	9	18	T Mullen	3
20	J Wardle	10.887	9.200		20	D6	D5	3	J Wardle	68.1	8	20	D2	C Blake	10.721	9.342		20	J Wardle	8	18	N Simey	3
21	A Woodhouse	10.956	9.142		21	E3	E1	8	A Staniec	67.2	7	21	D3	A Woodhouse	10.745	9.321		21	A Staniec	7	18	N Jarram	3
22	M Dutson	11.004	9.102		22	C4	C4	3	N Jarram	66.7	6	22	C4	N Jarram	10.793	9.280		22	N Jarram	6	18	J Borges	3
23	J Woodhouse	11.093	9.029		23	C8	C5	3	J Borges	64.5	5	23	D4	R Booth	10.866	9.223		23	J Borges	5	18	J Wardle	3
24	A Staniec	11.099	9.024		24	D3	D6	1	A Woodhouse	63.1	4	24	D6	J Wardle	10.889	9.206		24	A Woodhouse	4	24	L Blacker	2
25	N Jarram	11.174	8.964		25	E1	E2	5	M Dutson	63.0	3	25	E1	A Staniec	10.911	9.180		25	M Dutson	3	24	D Trantom	2
26	S Rankin	11.177	8.961		26	E2	E3	4	J Bowles	62.2	2	26	E5	S Rankin	11.400	8.786		26	J Bowles	2	26	A Smith	1
27	D Trantom	11.188	8.952		27	E6	E4	5	A Mason	61.6	1	27	E1	M Dutson	11.435	8.759		27	A Mason	1	26	T Whittaker	1
28	R Booth	11.295	8.868		28	E4	E5	2	D Trantom	61.5		28	E4	D Trantom	11.436	8.758		28	D Trantom	1	26	A Woodhouse	1
29	J Bowles	11.570	8.657		29	E5	E6	1	S Rankin	46.8		29	E2	J Bowles	11.516	8.697		28	S Rankin	1	26	S Rankin	1
30	A Mason	11.973	8.365		30	C5	C6	1	D Edwards	39.0		30	E6	A Mason	11.741	8.531		28	D Edwards	1	26	D Edwards	1

Ted Whittaker made sure Group 'B' was the next to get its six cars across the finish line as he took 19th sharing the 68th lap with **James Wardle** in 20th, finishing on 68.5 and 68.1 laps a piece, Ted jumping up five places James dropping one. **Andrew Staniec**, just like fellow former Quorn racer Martin, took back-to-back Group wins, his 67.2 laps seeing him take 21st, a five place drop, but the Group 'E' win again. **Nick Jarram** was again beaten by his mate James, although this time Andrew got in between them. Nick improved his lot by 0.2 laps, with 22nd, while James had added 1.5 laps to his first Round lap score.

José Borges jumped three places to 23rd thanks to a near four lap improvement, his 64.5 laps beating the final racer in Group 'D' **Andrew Woodhouse** by 1.4 laps as he took 24th on 63.1. Five of the last six finishers came from Group 'E' with **Macaully Dutson** leading the way home a tenth behind Andrew on 63 laps in 25th. Third in the 'E' was **James Bowles** 0.6 laps ahead of fourth placed **Andy Mason** who took back-to-back 27th place finishes on 61.6 laps. Finishing in E5 was **Dave Trantom** with a back-to-back 28th place finish, his fourth 28th place finish in the last five starts, clocking 61.5 laps. **Simon Rankin** dropped nearly five laps compared to Round 15 but jumped up from 30th to 29th as **Dave Edwards** had car problems only recording 39 laps before calling it an evening. He becomes our fourth of 12 Wooden Spoon holders in 2026 to take a second trophy home.

In Round 15 we saw a total of 1,996.1 laps recorded, here in Round 16 there were 2,062.9 laps run so on average everyone improved by 2.2 laps!




Group 'B' – Ted Whittaker, Liam Smith, Dan Hughes-Dowd, Terry, Lewis & Martin




Group 'A' – Nick Sismey, Angus Smith, Tom Gray, Victor, Steve & Simon Goodlip



Jenson was very consistent at Ruapuna with 18th, 17th & 18th place finishes



Race Report



Sprint Races

Ruapuna (SR05)



Round 17



17th March 2026



Steve Whittaker and Daniel Kalyan (below) were two of three Members that stepped down at Ruapuna and so only ran in the Sprint Race. Steve won Group 'F' and finished 9th while Daniel was second in the 'F' and finished in 21st.



Ruapuna Carrera Digital 17Mar26

Race Groups - Issue 6

Grp	Competitor	Rank	Grp	Competitor	Rank
-----	------------	------	-----	------------	------

A

A1	S Goodlip (ER-1) (SR-1)	2.630
A2	S White (ER-1) (SR-1)	3.148
A3	V de Oliveira (ER-1)	3.852
A4	T Gray	6.556
A5	A Smith	6.963
A6	N Sismey	8.630

D

D1	J Woodhouse	17.296
D2	C Blake	17.444
D3	A Woodhouse	18.333
D4	R Booth	18.556
D5	J Kalyan	18.667
D6	J Wardle	19.222

B

B1	M Thorpe	9.296
B2	L Blacker	9.963
B3	T Mullen	11.556
B4	D Hughes-Dowd	11.963
B5	L Smith	12.259
B6	T Whittaker	12.370

E

E1	M Dutson	19.481
E2	J Bowles	19.556
E3	A Staniec	19.963
E4	D Trantom	24.148
E5	S Rankin	24.815
E6	A Mason	25.750

C

C1	C Cooper	14.519
C2	JJ Hughes-Dowd	15.000
C3	A Mitro	15.778
C4	N Jarram	16.074
C5	J Borges	16.963
C6		

F (Sprint Race 8pm)

F1	S Whittaker	6.444
F2	P Rees	15.370
F3	D Kalyan	16.370
F4		
F5		
F6		

Weekend Events

W1	K Spink	7.074
W2	S Bradley	10.667
W3	C Hawes	14.926
W4	B Whitehouse	15.852
W5	L Hobson	17.296
W6	G Ng	19.778

Unavailable

U1	L Pateman	12.074
U2	D Edwards	16.815
U3	S Gray	21.519
U4	L Edwards	27.111
U5	M Gretton	New
U6	M Blood	New



Phil Rees was our third Stand Down racer only running in the Sprint Race in Group 'F' taking 24th in-between managing Race Control.



Victor's 3rd Sprint Race win!



Victor de Oliveira, our reigning Sprint Race Champion took his third Sprint Race win in our fifth 5-minute race of the year, which takes him to a record equalling sixth win of the year across both Endurance and Sprint Races. His record 60th race win followed his 71st (8th) Pole with four consecutive front grid starts, while he also took a record 81st (10th) fastest lap with his seventh in a row. Again being a new circuit and this being the first Sprint Race at Ruapuna, his 31.3 laps was a track record, as was his 8.770 second lap time, beating his Pole time for Rounds 15 and 16 of 8.893 seconds set at the Test Night on 24Feb26. He therefore holds all three records at the New Zealand track, our 30th different track since we started Carrera Digital on 18Jan22.

For the Sprint Race we had three stand down racers in action for the first time that evening. However with Dave Edwards calling a day after the second Endurance Race we had 32 on the grid rather than 33, with Group 'C' only having five starters.



Like Victor, **Martin Thorpe** made the podium for all three Club Nights with a first, a third and now a second, 2.2 laps back. However he took more Group wins by taking all three on the night to Victor's two. Team M&S were fully represented in two of the three podium celebrations with **Steve White** taking third this time, 0.7 laps behind Martin, although he would have taken second without a lap win penalty. Thanks to their Ruapuna results the M&S Team go from a 11.0 point deficit in second to the top of the Team Championship leaderboard by 4.5 points!

Simon Goodlip would also have been on the podium without his one lap penalty, however with it he was fourth in all three Ruapuna races with 28.2 laps this time. The top three remain the same in the Sprint Race Championship with Simon still leading, however Steve has reduced that

lead from 1.5 to half a point while Victor closes the gap to Steve from 17.5 to 11.0 points. **Chris Cooper**, like his Late Comers Racing teammate Victor took two Group wins on the night, again taking the 'C' a mere tenth of a lap behind Simon on 28.1 laps.

JJ Hughes-Dowd continues to produce some excellent results by following Chris home in the 'C' with sixth this time, two tenths back, while **Angus Smith** finally, thanks to no pit stops being required, made it into the top ten for the first time on the night, with seventh, 0.6 behind JJ. **Colin Blake** also took his second Group win of the evening, again making the 'D' his own in eighth while **Steve Whittaker** made it five Group winners in the top nine with 26.6 laps to Colin's 26.7. He would actually match Colin on 10.0 Championship points as he took the fifth fastest lap giving him an extra 0.5 points. Steve was running in Group 'F' with our other two stand down racers.



Macaully and Liam did a great job with collecting the tenths and helping with the results. While Andrew took a best of 15th, Macca took a 23rd and Liam a 6th place finish.

While a tenth of a lap separated eighth and ninth, the same separated ninth from tenth, tenth from 11th and 11th from 12th so closely matched were the racers here! Tenth went to second in the 'B' **Lewis Blacker**, with third in the 'B' **Liam Smith** in 11th and third in the 'C' **Anthony Mitro** in 12th, with lap scores of 26.5, 26.4 and 26.3. We then had two pairings following each other. In joint 13th were **Dan Hughes-Dowd** and **Ted Whittaker** in joint B4 and both on 25.9 laps while **Jag Kalyan** and **Andrew Staniec** were both in 15th on 25.7 laps, with Andrew taking his third straight Group 'E' win and Jag second in the 'D' after winning the Group last time out. This meant Jag set the Group points record for Ruapuna at 22.

With the 2.5 Group points from taking third in the 'D' with 25.1 laps in 17th **Richard Booth** retained his lead in the 70+ Challenge although Andrew has halved that lead from 15.0 to 7.5 points. Richard also moves from second to first in the Group Challenge by a mere point. Liam moves up a place to second just one point back while Steve White leapfrogs three positions to third, now half a point behind Liam. **Jenson Woodhouse** followed Richard across the line in the 'D', 0.4 laps back on 24.7 laps, while Richard's Old Rollers' teammate **Nick Sismey** dropped to 19th on 24.5 laps. Two more racers joined Jenson and Nick on 24 laps, Jenson's dad and JAW Racers' teammate **Andrew Woodhouse** on 24.3 laps and also running in his first and only race of the night as on stand down, **Daniel Kalyan** on 24.2 laps in 21st.

SmartRace												Ruapuna Carrera Digital Round 17 Sprint Race 05 - 17 March 2026											
Qualifying						Final Position						Fastest Lap						Final Points					
Pos	Competitor	Time	MPH	Pos	Grp	Fin	Pts	Competitor	Laps	Pts	Pos	Grp	Competitor	Time	MPH	Pts	Pos	Competitor	Pts	Pos	Competitor	Pts	
1	V de Oliveira	8.536	11.204	1	A3	A1	4.0	V de Oliveira	31.3	20.0	1	A3	V de Oliveira	8.770	11.421	2.5	1	V de Oliveira	22.5	1	V de Oliveira	4.0	
2	S White	9.112	10.992	2	B1	B1	2.0	M Thorpe	29.1	19.5	2	A1	S Goodlip	9.167	10.926	2.0	2	M Thorpe	19.5	1	A Staniec	4.0	
3	S Goodlip	9.344	10.719	3	A2	A2	2.5	S White (SR-1)	28.4	14.5	3	A2	S White	9.196	10.892	1.5	3	S White (SR-1)	18.0	1	J Kalyan	4.0	
4	C Cooper	9.781	10.240	4	A1	A3	2.0	S Goodlip (SR-1)	28.2	13.0	4	C2	JJ Hughes-Dowd	9.906	10.111	1.0	4	S Goodlip (SR-1)	15.0	4	C Blake	3.5	
5	N Sismey	9.852	10.166	5	C1	C1	3.0	C Cooper	28.1	12.0	5	F1	S Whittaker	9.941	10.075	0.5	5	C Cooper	12.0	5	S Whittaker	3.0	
6	S Whittaker	9.852	10.166	6	C2	C2	2.5	JJ Hughes-Dowd	27.9	11.0	6	B1	M Thorpe	9.964	10.052		6	JJ Hughes-Dowd	12.0	5	L Smith	3.0	
7	JJ Hughes-Dowd	9.953	10.063	7	A5	A4	2.0	A Smith	27.3	10.5	7	B3	T Mullen	10.075	9.941		7	A Smith	10.5	5	C Cooper	3.0	
8	T Whittaker	9.976	10.040	8	D2	D1	3.0	C Blake	26.7	10.0	8	C1	C Cooper	10.126	9.891		8	C Blake	10.0	5	M Thorpe	3.0	
9	A Smith	9.977	10.039	9	F1	F1	3.0	S Whittaker	26.6	9.5	9	B4	D Hughes-Dowd	10.131	9.886		9	S Whittaker	10.0	9	JJ Hughes-Dowd	2.5	
10	J Kalyan	9.985	10.031	10	B2	B2	2.5	L Blacker	26.5	9.0	10	B2	L Blacker	10.136	9.882		10	L Blacker	9.0	9	S White (SR-1)	2.5	
11	L Blacker	10.055	9.961	11	B5	B3	3.0	L Smith	26.4	8.5	11	A6	N Sismey	10.147	9.871		11	L Smith	8.5	9	T Whittaker	2.5	
12	M Thorpe	10.073	9.943	12	C3	C3	2.0	A Mitro	26.3	8.0	12	A5	A Smith	10.170	9.848		12	A Mitro	8.0	9	M Dutton	2.5	
13	D Hughes-Dowd	10.116	9.901	13	B4	B4	1.5	D Hughes-Dowd	25.9	7.5	13	B6	T Whittaker	10.223	9.797		13	D Hughes-Dowd	7.5	9	R Booth	2.5	
14	T Gray	10.195	9.824	13	B6	B4	2.5	T Whittaker	25.9	7.5	14	B5	L Smith	10.306	9.719		13	T Whittaker	7.5	9	L Blacker	2.5	
15	T Mullen	10.197	9.822	15	D5	D2	4.0	J Kalyan	25.7	6.5	15	C5	J Borges	10.378	9.651		15	J Kalyan	6.5	15	A Mitro	2.0	
16	L Smith	10.263	9.665	15	E3	E1	4.0	A Staniec	25.7	6.5	16	D2	C Blake	10.545	9.498		15	A Staniec	6.5	15	S Goodlip (SR-1)	2.0	
17	J Borges	10.374	9.655	17	D4	D3	2.5	R Booth	25.1	5.5	17	D1	J Woodhouse	10.552	9.492		17	R Booth	5.5	15	P Rees	2.0	
18	A Mitro	10.453	9.582	18	D1	D4	1.5	J Woodhouse	24.7	5.0	18	C4	N Jarram	10.611	9.439		18	J Woodhouse	5.0	15	A Smith	2.0	
19	J Woodhouse	10.492	9.368	19	A6	A5	1.5	N Sismey	24.5	4.5	19	D5	J Kalyan	10.697	9.363		19	N Sismey	4.5	15	J Bowles	2.0	
20	C Blake	10.721	9.342	20	D3	D5	1.0	A Woodhouse	24.3	4.0	20	D6	J Wardle	10.763	9.306		20	A Woodhouse	4.0	20	D Hughes-Dowd	1.5	
21	A Woodhouse	10.745	9.321	21	F3	F2	1.5	D Kalyan	24.2	3.5	21	A4	T Gray	10.768	9.302		21	D Kalyan	3.5	20	D Kalyan	1.5	
22	N Jarram	10.793	9.280	22	B3	B6	0.5	T Mullen	23.7	3.0	22	C3	A Mitro	10.774	9.296		22	T Mullen	3.0	20	J Woodhouse	1.5	
23	R Booth	10.860	9.223	23	C4	C4	1.5	N Jarram	23.5	2.5	23	E3	A Staniec	10.847	9.234		23	N Jarram	2.5	20	N Sismey	1.5	
24	J Wardle	10.880	9.206	24	F2	F3	2.0	P Rees	23.3	2.0	24	D3	A Woodhouse	10.982	9.120		24	P Rees	2.0	20	D Trantom	1.5	
25	A Staniec	10.911	9.180	25	E1	E2	2.5	M Dutton	23.2	1.5	25	F2	P Rees	11.009	9.098		25	M Dutton	1.5	20	N Jarram	1.5	
26	D Kalyan	11.158	8.976	26	E2	E3	2.0	J Bowles	23.0	1.0	26	E1	M Dutton	11.118	9.009		26	J Bowles	1.0	26	A Woodhouse	1.0	
27	S Rankin	11.400	8.786	27	A4	A6	0.5	T Gray	22.7	0.5	27	E2	J Bowles	11.150	8.983		27	T Gray	0.5	26	J Borges	1.0	
28	M Dutton	11.435	8.759	28	E4	E4	1.5	D Trantom	22.2		28	F3	D Kalyan	11.239	8.912		28	D Trantom		26	S Rankin	1.0	
29	D Trantom	11.436	8.758	29	C5	C5	1.0	J Borges	21.8		29	D4	R Booth	11.306	8.859		29	J Borges		29	T Mullen	0.5	
30	J Bowles	11.516	8.697	30	D6	D6	0.5	J Wardle	21.1		30	E4	D Trantom	11.681	8.575		30	J Wardle		29	T Gray	0.5	
31	P Rees	11.638	8.606	31	E5	E5	1.0	S Rankin	20.0		31	E5	S Rankin	11.832	8.465		31	P Rees		28	J Wardle	0.5	
32	A Mason	11.741	8.531	32	E6	E6	0.5	A Mason	18.5		32	E6	A Mason	11.854	8.449		32	A Mason		29	A Mason	0.5	

Five racers then finished on 23 laps headed by **Terry Mullen** in 22nd on 23.7 laps. He remains in third in the 70+ Group Challenge but drops from a 1.0 point deficit to 14.5 points after Ruapuna as he closed out the first Group in the Sprint Race, the 'B'. **Nick Jarram** was the second of the 23 lap squad on 23.5 with **Phil Rees**, our third step down driver, taking third in the 'F' and 24th overall on 23.3 Laps. His and Simon's Audistang team now lie second in the Team Challenge dropping from top spot thanks to Phil having to stand down in the two Endurance Races here. On 23.2 laps was **Macaully Dutton**, unable to emulate his triple Group 'E' win at Mugello in February as he took 25th. In 26th was fellow Group E racer **James Bowles** just starting his 24th lap as he crossed the line when the power ebbed away. Good news for Macaully however as he and Barrier Bashers' teammate Liam jumped up two positions to third, 8.5 points back in the Team Championship.

Tom Gray couldn't get his Group A BMW to perform nearly as well in the Sprint Race as the two Endurance Races as he finished in his worst position of the year 27th, only his second result of the year outside the top ten. His 22.7 laps was half a lap ahead of **Dave Trantom** who made it five 28th place finishes from his last six starts! Four tenths of a lap behind Dave was **José Borges** with also his lowest result of the year 29th, with **James Wardle** taking 30th, **Simon Rankin** 31st and **Andy Mason** becoming our 13th Wooden Spoon winner of the year in 32nd.



Angus, cleaning tyres at Parc Ferme, struggled with entering the pits for some reason. His best Endurance Race finish was 14th with a 7th in the Sprint Race without pit stops.

Everyone's
Best Results
At This Circuit



What are my Best Scores?
Who Have I Beaten?



James took 25th, 26th & 26th



Ted improved from 24th to 13th



Dave's took three 28th place finishes, Simon 30th, 29th & 31st, while José was best with a 23rd



Qualifying / Fastest Lap					Race Laps 15-mins Endurance				Race Laps 5-mins Sprint			
Pos	Competitor	Fastest	MPH	Date	Pos	Competitor	Laps	Date	Pos	Competitor	Laps	Date
1	V de Oliveira	8.770	11.421	17-Mar-26	1	V de Oliveira	80.1	17-Mar-26	1	V de Oliveira	31.3	17-Mar-26
2	S White	9.112	10.992	17-Mar-26	2	S White	79.2	17-Mar-26	2	S White	29.4	17-Mar-26
3	S Goodlip	9.167	10.926	17-Mar-26	3	M Thorpe	78.5	17-Mar-26	3	S Goodlip	29.2	17-Mar-26
4	C Cooper	9.781	10.240	17-Mar-26	4	S Goodlip	76.5	17-Mar-26	4	M Thorpe	29.1	17-Mar-26
5	N Sismey	9.852	10.166	17-Mar-26	5	JJ Hughes-Dowd	75.7	17-Mar-26	5	C Cooper	28.1	17-Mar-26
5	S Whittaker	9.852	10.166	24-Feb-26	6	L Smith	75.1	17-Mar-26	6	JJ Hughes-Dowd	27.9	17-Mar-26
7	JJ Hughes-Dowd	9.906	10.111	17-Mar-26	7	D Hughes-Dowd	74.5	17-Mar-26	7	A Smith	27.3	17-Mar-26
8	M Thorpe	9.964	10.052	17-Mar-26	8	C Cooper	74.3	17-Mar-26	8	C Blake	26.7	17-Mar-26
9	T Whittaker	9.976	10.040	17-Mar-26	9	T Gray	73.6	17-Mar-26	9	S Whittaker	26.6	17-Mar-26
10	A Smith	9.977	10.039	17-Mar-26	9	T Mullen	73.6	17-Mar-26	10	L Blacker	26.5	17-Mar-26
11	J Kalyan	9.985	10.031	17-Mar-26	11	J Kalyan	72.6	17-Mar-26	11	L Smith	26.4	17-Mar-26
12	T Gray	10.045	9.971	24-Feb-26	12	L Blacker	72.4	17-Mar-26	12	A Mitro	26.3	17-Mar-26
13	L Blacker	10.055	9.961	17-Mar-26	13	N Sismey	72.1	17-Mar-26	13	D Hughes-Dowd	25.9	17-Mar-26
14	T Mullen	10.075	9.941	17-Mar-26	14	A Smith	71.7	17-Mar-26	13	T Whittaker	25.9	17-Mar-26
15	D Hughes-Dowd	10.116	9.901	17-Mar-26	15	C Blake	70.8	17-Mar-26	15	J Kalyan	25.7	17-Mar-26
16	L Smith	10.155	9.863	24-Feb-26	16	A Mitro	70.6	17-Mar-26	15	A Staniec	25.7	17-Mar-26
17	J Borges	10.374	9.655	17-Mar-26	17	J Woodhouse	69.7	17-Mar-26	17	R Booth	25.1	17-Mar-26
18	A Mitro	10.453	9.582	17-Mar-26	17	R Booth	69.7	17-Mar-26	18	J Woodhouse	24.7	17-Mar-26
19	D Edwards	10.491	9.547	17-Mar-26	19	T Whittaker	68.5	17-Mar-26	19	N Sismey	24.5	17-Mar-26
20	C Blake	10.545	9.498	17-Mar-26	20	J Wardle	68.1	17-Mar-26	20	A Woodhouse	24.3	17-Mar-26
21	J Woodhouse	10.552	9.492	17-Mar-26	21	A Staniec	67.2	17-Mar-26	21	D Kalyan	24.2	17-Mar-26
22	N Jarram	10.611	9.439	17-Mar-26	22	N Jarram	66.7	17-Mar-26	22	T Mullen	23.7	17-Mar-26
23	A Woodhouse	10.745	9.321	17-Mar-26	23	D Edwards	64.8	17-Mar-26	23	N Jarram	23.5	17-Mar-26
24	J Wardle	10.763	9.306	17-Mar-26	24	J Borges	64.5	17-Mar-26	24	P Rees	23.3	17-Mar-26
25	A Staniec	10.847	9.234	17-Mar-26	25	A Woodhouse	63.5	17-Mar-26	25	M Dutson	23.2	17-Mar-26
26	R Booth	10.860	9.223	17-Mar-26	26	M Dutson	63.0	17-Mar-26	26	J Bowles	23.0	17-Mar-26
27	M Dutson	11.004	9.102	24-Feb-26	27	J Bowles	62.2	17-Mar-26	27	T Gray	22.7	17-Mar-26
28	P Rees	11.009	9.098	17-Mar-26	28	A Mason	61.6	17-Mar-26	28	D Trantom	22.2	17-Mar-26
29	J Bowles	11.150	8.983	17-Mar-26	29	D Trantom	61.5	17-Mar-26	29	J Borges	21.8	17-Mar-26
30	D Kalyan	11.158	8.976	24-Feb-26	30	S Rankin	51.5	17-Mar-26	30	J Wardle	21.1	17-Mar-26
31	S Rankin	11.177	8.961	24-Feb-26					31	S Rankin	20.0	17-Mar-26
32	D Trantom	11.188	8.952	24-Feb-26					32	A Mason	18.5	17-Mar-26
33	A Mason	11.741	8.531	17-Mar-26								



Group 'F' only ran in the Sprint Race – Daniel, Phil & Steve



Friends Nick & James where James won the rivalry with a best of 19th, Nick 20th



Dan matched his best ever finish of 6th in Round 15 while Anthony took a best of 12th

Championship Tables



Those All Important
Points!

Championship Leaders 17Mar26 After Round 17



Championship
Simon Goodlip

Group
Richard Booth

Sprint Races
Simon Goodlip

70+
Richard Booth

Team
M&S
Martin Thorpe / Steve White

Weekend Team
Audistang
Simon Goodlip / Phil Rees

Jono Johnson
Victor de Oliveira/Steve White

Weekend
Martin Thorpe

NASCAR
Martin Thorpe

NASCAR Team
M&S 2
Simon Goodlip / Martin Thorpe

Key: **Green** = Champion
Orange = New Leader

		DHORC Carrera Digital Championship 2026 Round 17																			
Pos	Competitor	Sonoma Raceway			Monza Banked Circuit						Mugello (GP)				Ruapuna Park (Euromarque MP)			Total	Best	Diff	
		20-Jan-26			30-Jan-26			31-Jan-26			10-Feb-26				17-Mar-26			All	75%		
		1	2	3 SR1	4	5	6 SR2	7	8	9 SR3	10	11	12	13	14 SR4	15	16	17 SR5	Scores		TBA
1	S Goodlip	45	38	17.0	38	45	22.0	37	29	16.5	22	44	32	33	18.0	29	29	15.0	509.5	421	
2	S White	28	25	18.5	43	33	22.5	12	37	9.0	45	22	37	43	22.0	28	44	16.0	485.0	397	24
3	V de Oliveira	DNS	DNS	21.0	28	4	2.0	38	45	22.5	30	8	45	45	9.0	38	38	22.5	396.0	319	78
4	T Gray	31	41	10.0	23	33	14.5	19	22	10.0	29	29	20	22	9.0	20	19	0.5	352.0	308	11
5	M Thorpe	DNS	DNS	DNS	26	9	10.5	40	26	14.5	24	24	1	13	10.0	41	29	16.5	284.5	233	75
6	L Smith	12	18	7.5	13	21	10.0	24	19	7.5	16	17	22	20	10.5	16	22	8.5	264.0	220	13
7	N Sismey	DNS	DNS	11.0	17	18	6.5	19	29	10.0	33	26	19	24	12.0	18	16	4.5	263.0	219	1
8	S Whittaker	36	24	13.5	31	26	13.0	DNS	DNS	DNS	22	42	16	19	15.0	DNS	DNS	10.0	267.5	216	3
9	A Smith	22	29	6.0	9	7	12.5	26	22	12.0	18	14	19	28	15.5	0	14	10.5	264.5	208	8
10	P Rees	11	9	1.5	16	24	1.0	21	18	10.0	20	13	6	8	4.0	DNS	DNS	2.0	164.5	146	62
11	T Mullen	DNS	DNS	1.0	11	5	10.0	16	13	8.0	15	16	16	17	9.5	17	19	3.0	176.5	145	1
12	T Whittaker	6	20	6.5	18	24	6.0	DNS	DNS	DNS	12	15	13	16	0.5	4	9	7.5	157.5	137	8
13	D Hughes-Dowd	20	20	7.5	DNS	DNS	DNS	DNS	DNS	DNS	15	DNS	21	14	11.0	22	21	7.5	159.0	133	4
14	L Blacker	21	26	9.0	DNS	DNS	DNS	DNS	DNS	DNS	DNS	26	21	5.5	19	16	9.0	152.5	129	4	
15	C Cooper	13	6	12.0	16	9	2.5	DNS	DNS	DNS	DNS	24	0	7.5	35	22	12.0	159.0	125	4	
16	C Blake	4	12	0.0	7	15	6.0	13	7	7.0	8	18	0	11	8.5	15	13	10.0	154.5	123	2
17	D Kalyan	9	13	5.5	10	10	7.5	20	17	11.0	11	9	11	10	4.0	DNS	DNS	3.5	151.5	120	3
17	A Staniec	0	24	9.5	5	9	1.5	5	12	5.0	13	20	7	6	3.0	12	7	6.5	145.5	120	
19	R Booth	8	8	2.0	14	14	8.5	15	16	6.0	DNS	DNS	10	5	0.0	11	11	5.5	134.0	112	8
20	K Spink	DNS	DNS	DNS	4	21	12.0	19	22	11.5	19	23	DNS	DNS	DNS	DNS	DNS	DNS	131.5	108	4
21	B Whitehouse	DNS	DNS	DNS	8	17	4.5	22	15	6.5	17	22	DNS	DNS	DNS	DNS	DNS	DNS	112.0	101	7
22	JJ Hughes-Dowd	14	2	0.0	DNS	DNS	DNS	DNS	DNS	DNS	DNS	DNS	15	20	5.0	21	24	12.0	113.0	96	5
23	J Kalyan	DNS	DNS	0.5	20	20	9.0	DNS	DNS	DNS	DNS	DNS	12	9	4.5	14	17	6.5	112.5	92	4
24	S Gray	2	15	5.5	6	16	4.5	11	11	2.0	11	10	4	4	1.0	DNS	DNS	DNS	103.0	90	2
25	A Mitro	16	16	8.5	DNS	DNS	DNS	10	9	5.5	4	8	DNS	DNS	DNS	13	12	8.0	110.0	88	2
26	J Bowles	10	7	3.5	12	11	3.0	DNS	DNS	DNS	DNS	DNS	21	15	2.5	3	2	1.0	91.0	81	7
27	N Jarram	15	14	8.0	DNS	DNS	DNS	14	8	4.5	3	11	DNS	DNS	DNS	8	6	2.5	94.0	79	2
28	D Edwards	26	0	10.5	19	12	3.5	DNS	DNS	DNS	DNS	DNS	5	7	7.5	7	0	DNS	97.5	76	3
29	J Borges	3	5	2.5	3	4	7.5	12	10	4.0	7	2	10	3	8.5	2	5	0.0	88.5	66	10
30	L Pateman	17	10	0.0	DNS	DNS	DNS	3	14	17.5	14	5	DNS	DNS	DNS	DNS	DNS	DNS	80.5	63	3
31	M Dutson	DNS	DNS	DNS	2	3	2.5	6	5	3.0	6	6	8	12	6.5	5	3	1.5	69.5	56	7
32	A Woodhouse	20	19	6.0	DNS	DNS	DNS	DNS	DNS	DNS	DNS	DNS	DNS	DNS	DNS	6	4	4.0	59.0	49	7
32	J Wardle	18	11	3.0	1	2	6.0	DNS	DNS	DNS	DNS	DNS	DNS	DNS	9	8	0.0	58.0	49		
34	S Rankin	0	1	0.0	DNS	DNS	DNS	7	6	1.5	5	12	3	2	2.0	0	0	0.0	39.5	36	13
35	S Bradley	DNS	DNS	DNS	21	13	8.0	DNS	DNS	DNS	DNS	DNS	DNS	DNS	DNS	DNS	DNS	DNS	42.0	34	2
36	A Mason	DNS	DNS	DNS	DNS	DNS	DNS	8	4	2.5	2	4	2	1	0.0	1	1	0.0	25.5	23	11
37	J Woodhouse	0	0	0.0	DNS	DNS	DNS	DNS	DNS	DNS	DNS	DNS	DNS	DNS	DNS	10	11	5.0	26.0	21	2
38	G Ng	DNS	DNS	DNS	DNS	DNS	DNS	5	3	3.5	1	7	DNS	DNS	DNS	DNS	DNS	DNS	19.5	16	5
39	L Edwards	5	3	0.0	DNS	DNS	DNS	DNS	DNS	DNS	DNS	DNS	0	0	0.0	DNS	DNS	DNS	8.0	8	8
40	C Hawes	7	0	4.5	DNS	DNS	DNS	DNS	DNS	DNS	DNS	DNS	DNS	DNS	DNS	DNS	DNS	DNS	11.5	7	1
41	D Trantom	1	4	0.0	DNS	DNS	DNS	DNS	DNS	DNS	DNS	DNS	0	0	1.5	0	0	0.0	6.5	5	2
Carrera Digital Race		210	211	212	213	214	215	216	217	218	219	220	221	222	223	224	225	226	Total	TBA	Diff

(Note SR races don't count towards main Championship)



Simon continues to lead both the Endurance and Sprint Race Championships

Carrera Digital Sprint Championship 2026



Round 05



Pos	Competitor	Sonoma	Monza	Monza	Mugello	Ruapuna	Total	Best	Diff
		Raceway	Bank	Bank	(GP)	(EMP)	All	75%	
		20-Jan-25	30-Jan-26	31-Jan-26	10-Feb-26	17-Mar-25	Scores	TBA	
		3 SR1	6 SR 2	9 SR 3	14 SR 4	17 SR 5			
1	S Goodlip	17.0	22.0	16.5	18.0	15.0	88.5	88.5	
2	S White	18.5	22.5	9.0	22.0	16.0	88.0	88.0	0.5
3	V de Oliveira	21.0	2.0	22.5	9.0	22.5	77.0	77.0	11.0
4	A Smith	6.0	12.5	12.0	15.5	10.5	56.5	56.5	20.5
5	S Whittaker	13.5	13.0	DNS	15.0	10.0	51.5	51.5	5.0
5	M Thorpe	DNS	10.5	14.5	10.0	16.5	51.5	51.5	0.0
7	T Gray	10.0	14.5	10.0	9.0	0.5	44.0	44.0	7.5
7	N Sismey	11.0	6.5	10.0	12.0	4.5	44.0	44.0	0.0
7	L Smith	7.5	10.0	7.5	10.5	8.5	44.0	44.0	0.0
10	C Cooper	12.0	2.5	DNS	7.5	12.0	34.0	34.0	10.0
11	T Mullen	1.0	10.0	8.0	9.5	3.0	31.5	31.5	2.5
11	D Kalyan	5.5	7.5	11.0	4.0	3.5	31.5	31.5	0.0
11	C Blake	0.0	6.0	7.0	8.5	10.0	31.5	31.5	0.0
14	D Hughes-Dowd	7.5	DNS	DNS	11.0	7.5	26.0	26.0	5.5
15	A Staniec	9.5	1.5	5.0	3.0	6.5	25.5	25.5	0.5
16	K Spink	DNS	12.0	11.5	DNS	DNS	23.5	23.5	2.0
16	L Blacker	9.0	DNS	DNS	5.5	9.0	23.5	23.5	0.0
18	J Borges	2.5	7.5	4.0	8.5	0.0	22.5	22.5	1.0
19	R Booth	2.0	8.5	6.0	0.0	5.5	22.0	22.0	0.5
19	A Mitro	8.5	DNS	5.5	DNS	8.0	22.0	22.0	0.0
21	D Edwards	10.5	3.5	DNS	7.5	DNS	21.5	21.5	0.5
22	J Kalyan	0.5	9.0	DNS	4.5	6.5	20.5	20.5	1.0
22	T Whittaker	6.5	6.0	DNS	0.5	7.5	20.5	20.5	0.0
24	P Rees	1.5	1.0	10.0	4.0	2.0	18.5	18.5	2.0
25	L Pateman	0.0	DNS	17.5	DNS	DNS	17.5	17.5	1.0
26	JJ Hughes-Dowd	0.0	DNS	DNS	5.0	12.0	17.0	17.0	0.5
27	N Jarram	8.0	DNS	4.5	DNS	2.5	15.0	15.0	2.0
28	M Dutson	DNS	2.5	3.0	6.5	1.5	13.5	13.5	1.5
29	S Gray	5.5	4.5	2.0	1.0	DNS	13.0	13.0	0.5
30	B Whitehouse	DNS	4.5	6.5	DNS	DNS	11.0	11.0	2.0
31	J Bowles	3.5	3.0	DNS	2.5	1.0	10.0	10.0	1.0
31	A Woodhouse	6.0	DNS	DNS	DNS	4.0	10.0	10.0	0.0
33	J Wardle	3.0	6.0	DNS	DNS	0.0	9.0	9.0	1.0
34	S Bradley	DNS	8.0	DNS	DNS	DNS	8.0	8.0	1.0
35	J Woodhouse	0.0	DNS	DNS	DNS	5.0	5.0	5.0	3.0
36	C Hawes	4.5	DNS	DNS	DNS	DNS	4.5	4.5	0.5
37	G Ng	DNS	DNS	3.5	DNS	DNS	3.5	3.5	1.0
37	S Rankin	0.0	DNS	1.5	2.0	0.0	3.5	3.5	0.0
39	A Mason	DNS	DNS	2.5	0.0	0.0	2.5	2.5	1.0
40	D Trantom	0.0	DNS	DNS	1.5	0.0	1.5	1.5	1.0
41	L Edwards	0.0	DNS	DNS	0.0	DNS	0.0	0.0	1.5
Carrera Digital Race		212	215	218	223	226	Total	TBA	Diff



Richard continues to lead the 70+ Group Challenge and moves into the lead of the Group Challenge

dharc		DHORC Carrera Digital Group Challenge 2026 Round 17																		dharc	
Pos	Competitor	Group Wins	Sonoma Raceway 20-Jan-25			Monza Banked Circuit						Mugello (GP) 10-Feb-26				Ruapuna Park (Euromarque MP) 17-Mar-26				Results	
			1	2	3 SR1	4	5	6 SR2	7	8	9 SR3	10	11	12	13	14 SR4	15	16	17 SR5	All	Turn Up
			Points	Rate																	
1	R Booth	2	6	6	1.0	10	8	5.0	8	8	3.0	DNS	DNS	6	2	0.5	5	5	2.5	76.0	88.24%
2	L Smith	4	6	6	3.0	5	5	3.0	6	4	1.0	5	5	6	4	3.0	2	8	3.0	75.0	100.00%
3	S White	7	5	4	3.0	7	5	3.5	2	5	1.0	7	3	5	7	3.5	4	7	2.5	74.5	100.00%
4	V de Oliveira	8	DNS	DNS	3.5	5	1	0.5	9	9	4.5	5	1	8	8	0.5	8	6	4.0	73.0	100.00%
5	S Goodlip	6	7	7	2.5	5	6	3.0	6	3	2.5	3	6	4	4	2.5	5	4	2.0	72.5	100.00%
6	C Blake	5	2	5	0.5	4	8	2.0	4	2	3.0	3	6	1	10	5.0	7	5	3.5	71.0	100.00%
7	A Staniec	4	1	7	3.5	3	3	1.0	2	4	1.5	4	7	5	5	1.5	8	8	4.0	68.5	100.00%
8	S Whittaker	5	11	9	5.5	9	7	3.5	DNS	DNS	DNS	4	8	2	2	3.0	DNS	DNS	3.0	67.0	70.59%
9	T Gray	4	6	8	2.0	4	8	4.0	3	4	1.5	7	5	3	3	1.0	3	3	0.5	66.0	100.00%
9	M Thorpe	5	DNS	DNS	DNS	8	2	3.0	9	9	3.5	7	5	1	1	2.5	6	6	3.0	66.0	100.00%
11	P Rees	6	3	3	1.0	10	10	1.0	6	6	3.0	6	4	6	1	1.5	DNS	DNS	2.0	63.5	88.24%
12	J Kalyan	5	DNS	DNS	1.5	9	9	4.5	DNS	DNS	DNS	DNS	DNS	7	5	1.5	8	10	4.0	59.5	66.67%
13	J Bowles	1	9	5	4.5	5	4	1.5	DNS	DNS	DNS	DNS	DNS	11	7	0.5	4	4	2.0	57.5	70.59%
14	A Smith	2	4	6	1.5	3	3	3.5	5	5	2.0	1	3	3	7	3.5	1	1	2.0	54.5	100.00%
15	T Mullen	2	DNS	DNS	2.0	4	2	3.5	5	5	3.0	5	5	4	6	3.0	3	3	0.5	54.0	100.00%
16	M Dutton	3	DNS	DNS	DNS	4	4	1.0	2	3	2.0	6	3	6	6	3.0	5	5	2.5	52.5	100.00%
17	D Hughes-Dowd	2	7	7	1.5	DNS	DNS	DNS	DNS	DNS	DNS	6	DNS	9	3	4.5	7	5	1.5	51.5	71.43%
18	D Kalyan	4	2	2	0.5	4	4	2.5	7	7	3.5	7	4	2	2	2.0	DNS	DNS	1.5	51.0	88.24%
19	N Sismey		DNS	DNS	2.5	3	3	1.0	4	4	1.5	6	6	3	5	2.5	3	3	1.5	49.0	100.00%
20	B Whitehouse	4	DNS	DNS	DNS	3	5	2.5	8	8	3.0	8	8	DNS	DNS	DNS	DNS	DNS	DNS	45.5	57.14%
21	S Rankin	1	1	1	2.0	DNS	DNS	DNS	3	5	1.0	5	9	5	5	3.5	1	1	1.0	43.5	82.35%
22	S Gray		2	4	1.5	2	3	2.0	4	4	1.0	4	4	5	5	1.5	DNS	DNS	DNS	43.0	82.35%
23	C Cooper	2	6	2	4.0	1	2	0.5	DNS	DNS	DNS	DNS	DNS	9	1	2.5	6	5	3.0	42.0	70.59%
24	D Edwards	2	10	1	5.0	5	5	1.5	DNS	DNS	DNS	DNS	DNS	2	5	2.5	2	1	DNS	40.0	64.71%
24	N Jarram	1	4	5	3.0	DNS	DNS	DNS	5	5	2.5	3	5	DNS	DNS	DNS	3	3	1.5	40.0	64.71%
26	J Borges	1	1	2	1.5	2	2	3.5	3	3	1.0	2	3	5	1	3.0	1	3	1.0	38.0	100.00%
27	L Blacker	2	6	8	2.0	DNS	DNS	DNS	DNS	DNS	DNS	DNS	DNS	8	4	1.0	4	2	2.5	37.5	52.94%
28	A Mitro		3	3	1.5	DNS	DNS	DNS	4	4	3.0	4	4	DNS	DNS	DNS	4	4	2.0	36.5	64.71%
29	A Mason		DNS	DNS	DNS	DNS	DNS	DNS	6	2	2.0	2	2	4	4	1.0	5	5	0.5	33.5	100.00%
30	JJ Hughes-Dowd	2	3	1	0.5	DNS	DNS	DNS	DNS	DNS	DNS	DNS	DNS	3	7	2.0	5	7	2.5	31.0	52.94%
31	T Whittaker		1	4	3.0	3	7	1.5	DNS	DNS	DNS	1	2	1	2	0.5	1	1	2.5	30.5	82.35%
32	K Spink		DNS	DNS	DNS	1	6	2.0	4	2	3.0	2	6	DNS	DNS	DNS	DNS	DNS	DNS	26.0	57.14%
33	J Wardle		6	4	2.0	2	2	2.0	DNS	DNS	DNS	DNS	DNS	DNS	DNS	DNS	3	3	0.5	24.5	52.94%
34	A Woodhouse	2	7	7	2.5	DNS	DNS	DNS	DNS	DNS	DNS	DNS	DNS	DNS	DNS	DNS	1	1	1.0	19.5	35.29%
35	D Trantom		2	3	1.0	DNS	DNS	DNS	DNS	DNS	DNS	DNS	DNS	2	2	2.0	2	2	1.5	17.5	52.94%
36	L Pateman	1	3	2	1.0	DNS	DNS	DNS	2	2	3.5	2	1	DNS	DNS	DNS	DNS	DNS	DNS	16.5	47.06%
37	L Edwards		5	3	0.5	DNS	DNS	DNS	DNS	DNS	DNS	DNS	DNS	1	1	0.5	DNS	DNS	DNS	11.0	35.29%
37	J Woodhouse		1	1	0.5	DNS	DNS	DNS	DNS	DNS	DNS	DNS	DNS	DNS	DNS	DNS	3	4	1.5	11.0	35.29%
39	G Ng		DNS	DNS	DNS	DNS	DNS	DNS	2	2	1.5	2	2	DNS	DNS	DNS	DNS	DNS	DNS	9.5	45.45%
40	C Hawes		3	1	3.5	DNS	DNS	DNS	DNS	DNS	DNS	DNS	DNS	DNS	DNS	DNS	DNS	DNS	DNS	7.5	17.65%
40	S Bradley		DNS	DNS	DNS	3	3	1.5	DNS	DNS	DNS	DNS	DNS	DNS	DNS	DNS	DNS	DNS	DNS	7.5	21.43%
Turn Up Rates		83	100%	100%	100%	69%	69%	69%	61%	61%	61%	66%	63%	73%	73%	73%	73%	73%	78%	AVE	73.26%

dharc		DHORC Carrera Digital 70+ Challenge 2026 Round 17																		dharc		
Competitor	Group Wins	Sonoma Raceway 20-Jan-26			Monza Banked Circuit						Mugello (GP) 10-Feb-26				Ruapuna Park (Euromarque MP) 17-Mar-26				Total	Best	Diff	
		1	2	3 SR1	4	5	6 SR2	7	8	9 SR3	10	11	12	13	14 SR4	15	16	17 SR5	All	75%		
		1	2	3	4	5	6	7	8	9	10	11	12	13	14	15	16	17	Scores	TBA		
1	R Booth	6	6	1.0	10	8	5.0	8	8	3.0	DNS	DNS	6	2	0.5	5	5	2.5	76.0	76.0		
2	A Staniec	1	7	3.5	3	3	1.0	2	4	1.5	4	7	5	5	1.5	8	8	4.0	68.5	68.5	7.5	
3	T Mullen	DNS	DNS	2.0	4	2	3.5	5	5	3.0	5	5	4	6	3.0	3	3	0.5	54.0	54.0	14.5	
4	S Gray		2	4	1.5	2	3	2.0	4	4	1.0	4	4	5	5	1.5	DNS	DNS	DNS	43.0	43.0	11.0
5	D Trantom		2	3	1.0	DNS	DNS	DNS	DNS	DNS	DNS	DNS	DNS	2	2	2.0	2	2	1.5	17.5	17.5	25.5
Carrera Digital Race		210	211	212	213	214	215	216	217	218	219	220	221	222	223	224	225	226	Total	TBA	Diff	

Derby HO Racing Club
www.dhorc.co.uk

Team Championship

Team Championship		DHORC Carrera Digital Team Group Challenge 2026 Round 17																				Team Championship						
Pos	Team	Competitor	Group Wins	Sonoma Raceway 20-Jan-26					Monza Banked Circuit 30-Jan-26					Mugello (GP) 10-Feb-26					Ruapuna Park (Euromarque MP) 17-Mar-26					Driver Points	Driver 75%	Team Points	Team 75%	Diff
				1	2	3 SR1	4	5	6 SR2	7	8	9 SR3	10	11	12	13	14 SR4	15	16	17 SR5	All	75%						
1	M&S	M Thorpe	5	DNS	DNS	DNS	8	2	3.0	9	9	3.5	7	5	1	1	2.5	6	6	3.0	66.0	66.0	140.5	140.5				
		S White	7	5	4	3.0	7	5	3.5	2	5	1.0	7	3	5	7	3.9	4	7	2.5	74.5	74.5						
2	Audistang	S Goodlip	6	7	7	2.5	5	6	3.0	6	3	2.5	3	6	4	4	3	5	4	2.0	72.5	72.5	136.0	136.0	4.5			
		P Rees	6	3	3	1.0	10	10	1.0	6	6	3.0	6	4	6	1	1.5	DNS	DNS	2.0	63.5	63.5						
3	Barrier Bashers	M Dutton	3	DNS	DNS	DNS	4	4	1.0	2	3	2.0	6	3	6	6	3.0	5	5	2.5	62.5	62.5	127.5	127.5	8.5			
		L Smith	4	6	6	3.0	5	5	3.0	6	4	1.0	5	6	4	3.0	2	8	3.0	75.0	75.0							
4	Old Rollers	R Booth	2	6	6	1.0	10	8	3.0	8	8	3.0	DNS	DNS	6	2	0.5	5	5	2.5	76.0	76.0	125.0	125.0	2.5			
		N Bismey		DNS	DNS	2.5	3	3	1.0	4	4	1.5	6	6	3	5	2.5	3	3	1.5	49.0	49.0						
5	Late Comers Racing	C Cooper	2	6	2	4.0	1	2	0.5	DNS	DNS	DNS	DNS	DNS	3	1	2.5	6	5	3.0	42.0	42.0	115.0	115.0	10.0			
		V de Oliveira	8	DNS	DNS	3.5	5	1	0.5	9	9	4.5	5	1	8	8	0.5	8	6	4.0	73.0	73.0						
6	CD's	J Bowles	1	9	5	4.5	5	4	1.5	DNS	5	DNS	DNS	DNS	11	7	0.5	4	4	2.0	57.5	57.5	111.5	111.5	3.5			
		T Mullen	2	DNS	DNS	2.0	4	2	3.5	5	5	3.0	5	4	6	3.0	3	3	0.5	54.0	54.0							
7	Gray Hounds	S Gray		2	4	1.5	2	3	2.0	4	4	1.0	4	4	5	5	1.5	DNS	DNS	DNS	43.0	43.0	109.0	109.0	2.5			
		T Gray	4	6	8	2.0	4	8	4.0	3	4	1.5	7	5	3	3	1.0	3	3	0.5	66.0	66.0						
8	Gruesome Twosome	D Kalyan	4	2	2	0.5	4	4	2.5	7	7	3.5	7	4	2	2	2.0	DNS	DNS	DNS	49.5	49.5	109.0	109.0	0.0			
		J Kalyan	5	DNS	DNS	1.5	9	9	4.5	DNS	DNS	DNS	DNS	DNS	7	5	1.5	8	10	4.0	59.5	59.5						
9	Segrob Calnats	J Borges	1	1	2	1.5	2	2	3.5	3	3	1.0	2	3	5	1	3.0	1	3	1.0	38.0	38.0	106.5	106.5	2.5			
		A Staniec	4	1	7	3.5	3	3	1.0	2	4	1.5	4	7	5	5	1.5	8	8	4.0	85.5	85.5						
10	Al Whitt's End	S Whittaker	9	11	9	5.5	9	7	3.5	DNS	DNS	DNS	4	8	2	2	3.0	DNS	DNS	3.0	67.0	67.0	97.5	97.5	9.0			
		T Whittaker	1	4	3.0	3	7	1.5	DNS	DNS	DNS	1	2	1	2	0.5	1	1	2.5	30.5	30.5							
11	2 Fast 2 Furious	L Blacker	2	6	8	2.0	DNS	DNS	DNS	DNS	DNS	DNS	DNS	8	4	1.0	4	2	2.5	37.5	37.5	92.0	92.0	5.5				
		A Smith	2	4	6	1.5	3	3	3.5	5	5	2.0	1	3	3	7	3.5	1	1	2.0	64.5	64.5						
12	Last Man Standing	C Blake	5	2	5	0.5	4	8	2.0	4	2	3.0	3	6	1	10	6.0	7	5	3.5	71.0	71.0	87.5	87.5	4.5			
		L Pateman	1	3	2	1.0	DNS	DNS	DNS	2	2	3.5	2	1	DNS	DNS	DNS	DNS	DNS	DNS	16.5	16.5						
13	Joy Riders	D Hughes-Dowd	2	7	7	1.5	DNS	DNS	DNS	DNS	DNS	DNS	6	DNS	9	3	4.5	7	5	1.5	51.5	51.5	82.5	82.5	5.0			
		JJ Hughes-Dowd	2	3	1	0.5	DNS	DNS	DNS	DNS	DNS	DNS	DNS	3	7	2.0	5	7	2.5	31.0	31.0							
14	Pasta la Vista	A Mason		DNS	DNS	DNS	DNS	DNS	DNS	6	2	2.0	2	2	4	4	1.0	5	5	0.5	33.5	33.5	77.0	77.0	5.5			
		S Rankin	1	1	1	2.0	DNS	DNS	DNS	3	5	1.0	5	9	5	5	3.5	1	1	1.0	43.5	43.5						
15	Crash Team Racing	N Jarram	1	4	5	3.0	DNS	DNS	DNS	5	5	2.5	3	5	DNS	DNS	DNS	3	3	1.5	40.0	40.0	64.5	64.5	12.5			
		J Wardle		6	4	2.0	2	2	2.0	DNS	DNS	DNS	DNS	DNS	DNS	DNS	DNS	3	3	0.5	24.5	24.5						
16	Nitro Noobs	A Mitro	3	3	1.5	DNS	DNS	DNS	4	4	3.0	4	4	DNS	DNS	DNS	5	5	0.5	37.0	37.0	54.5	54.5	10.0				
		D Trantom	2	3	1.0	DNS	DNS	DNS	DNS	DNS	DNS	DNS	DNS	2	2	2.0	2	2	1.5	17.5	17.5							
17	Crash Test Dummies	L Edwards	5	3	0.5	DNS	DNS	DNS	DNS	DNS	DNS	DNS	1	1	0.5	DNS	DNS	DNS	DNS	11.0	11.0	51.0	51.0	3.5				
		D Edwards	2	10	1	5.0	5	5	1.5	DNS	DNS	DNS	DNS	DNS	2	5	2.5	2	1	DNS	40.0	40.0						
18	JAW Racers	A Woodhouse	2	7	7	2.5	DNS	DNS	DNS	DNS	DNS	DNS	DNS	DNS	DNS	DNS	1	1	1.0	19.5	19.5	30.5	30.5	20.5				
		J Woodhouse	1	1	0.5	DNS	DNS	DNS	DNS	DNS	DNS	DNS	DNS	DNS	DNS	DNS	3	4	1.5	11.0	11.0							

Members' Statistics

DHORC Carrera 2022 - 2026 Stats 1 - After CD226									
Meetings Attended			Driver Ranking			Race Group Wins			
Pos	Competitor (1st)	No	Pos	Competitor	Score	Pos	Competitor	No	CS
1	P Rees (18Jan22)	222	1	V de Oliveira	2.741	1	V de Oliveira	73	(7)
1	N Sismey (18Jan22)	222	1	S White	2.741	2	M Thorpe	65	(5)
3	R Booth (18Jan22)	213	3	S Goodlip	3.928	3	S Goodlip	63	(6)
4	D Kalyan (21Jun22)	207	4	S Whittaker	6.630	4	A Smith	56	(6)
4	A Smith (18Jan22)	207	5	K Spink	7.074	5	P Rees	55	(4)
6	S Goodlip (18Jan22)	199	6	N Sismey	8.630	6	R Booth	40	(4)
7	S Gray (15Feb22)	198	7	T Gray	8.818	7	A Staniec	37	(17)
8	M Thorpe (15Feb22)	193	7	A Smith	8.818	8	T Gray	35	(5)
9	S White (18Jan22)	186	9	M Thorpe	9.444	8	J Kalyan	35	(4)
10	M Dutton (22Mar22)	172	10	L Blacker	9.593	10	L Blacker	33	(4)
11	T Gray (16Aug22)	170	11	JJ Hughes-Dowd	9.852	11	S White	32	(3)
12	L Blacker (18Jan22)	166	12	D Hughes-Dowd	10.333	12	D Kalyan	31	(5)
13	J Kalyan (16Aug22)	160	13	S Bradley	10.667	13	D Edwards	28	(9)
14	L Smith (18Jan22)	155	14	T Mullen	11.593	14	N Sismey	27	(3)
15	V de Oliveira (17Nov23)	147	15	L Pateman	12.074	15	S Gray	26	(3)
16	D Edwards (18Jan22)	146	16	L Smith	12.741	16	JJ Hughes-Dowd	25	(10)
17	S Rankin (23Aug22)	145	17	T Whittaker	13.111	17	D Garbett	24	(3)
18	D Hughes-Dowd (22Nov22)	138	18	C Cooper	13.222	18	R Litherland	22	(5)
19	A Staniec (09May23)	136	19	C Hawes	14.928	19	L Pateman	21	(7)
20	T Mullen (12Dec23)	133	20	B Whitehouse	15.852	19	M Dutton	21	(3)
21	L Pateman (18Jan22)	129	21	P Rees	16.558	21	L Edwards	20	(4)
22	L Edwards (18Jan22)	128	22	C Blake	16.963	22	JT Hughes-Dowd	18	(3)
23	JT Hughes-Dowd	120	23	D Kalyan	17.000	22	A Woodhouse	18	(8)
24	D Garbett	113	24	A Mitro	17.289	22	L Smith	18	(3)
25	C Cooper (18Jan22)	98	25	L Hobson	17.296	25	D Hughes-Dowd	16	(3)
26	JJ Hughes-Dowd (22Nov22)	95	26	J Kalyan	17.333	25	S Whittaker	16	(3)
27	G Peach	86	27	D Edwards	17.833	25	C Cooper	16	(2)
28	J Lamb	81	28	N Jarram	18.888	28	J Woodhouse	15	(3)
29	A Woodhouse (01Aug23)	70	29	J Borges	19.111	29	T Mullen	14	(2)
30	J Woodhouse (19Jan24)	68	30	A Woodhouse	19.333	30	G Peach	13	(3)
31	S Whittaker (07Feb25)	67	31	A Staniec	19.778	30	J Lamb	13	(6)
32	J Borges (18Mar25)	61	31	G Ng	19.778	32	T Whittaker	12	(6)
33	R Litherland (17Dec24)	57	33	J Wardle	20.111	33	A Rowland	11	(4)
33	B Whitehouse (19Jan24)	57	34	R Booth	20.333	33	B Whitehouse	11	(3)
35	K Spink (08Apr25)	46	35	J Woodhouse	20.928	33	J Borges	11	(3)
35	T Whittaker (17Jun25)	46	35	M Dutton	20.928	36	G Skipp	9	(4)
37	J Bowles (07Feb25)	44	37	J Bowles	21.288	36	M Allsopp	8	(3)
38	A Rowland	37	38	S Gray	21.519	36	C Bacon	8	(3)
39	S Bradley (21Jan25)	36	39	S Rankin	25.818	39	K Spink	8	(6)
40	A Mitro (06Jun25)	34	40	D Trantom	26.444	40	S Bradley	7	(3)
41	G Ng (18Mar25)	32	41	L Edwards	27.111	40	C Blake	7	(2)
42	J Yates	30	42	A Mason	27.481	42	J Yates	6	
43	N Jarram (14Oct25)	29	RET	A Rowland	6.333	43	J Johnson	5	(4)
44	G Skipp	28	RET	R Litherland	7.667	43	C Whitehouse	5	(4)
44	C Bacon	28	RET	G Skipp	7.778	43	A Mitro	5	(2)
46	C Whitehouse	23	RET	D Garbett	7.889	43	J Bowles	5	(4)
46	D Trantom (04Nov25)	23	RET	M Allsopp	10.000	47	G Ng	3	(2)
48	M Allsopp	22	RET	C Bacon	10.259	47	S Rankin	3	
48	C Blake (29Nov25)	22	RET	J Yates	11.481	49	C Hawes	2	
50	M Smith	20	RET	J Johnson	11.630	49	N Jarram	2	
50	L Patterson	20	RET	R Hill	11.852	51	R Hill	1	
50	J Wardle (14Oct25)	20	RET	G Peach	12.185	51	M Smith	1	
52	J Johnson	19	RET	C Whitehouse	14.296	51	M Farnsworth	1	
53	C Hawes (04Nov25)	17	RET	JT Hughes-Dowd	14.556				
54	A Mason (31Jan26)	11	RET	M Smith	17.074				
55	M Farnsworth	10	RET	J Lamb	18.222				
56	R Hill	9	RET	L Patterson	20.407				
56	L Hobson (28Nov25)	9	RET	M Farnsworth	21.111				
58	JD Hughes-Dowd	3	RET	JD Hughes-Dowd	21.889				

(Driver Ranking = Average Position in Qualifying, Final Position & Fastest Lap Over Last 9 club nights)

Orange = No Change, Green = Improvement, Red = Deterioration, White = New, Blue = Retired or not a 2026 Member yet.

DHORC Carrera 2022 - 2026 Stats 2 - After CD 226

Poles				Wins				Fastest Laps			
Pos	Competitor	No	CS	Pos	Competitor	No	CS	Pos	Competitor	No	CS
1	S Goodlip	76	(7)	1	V de Oliveira	60	(7)	1	V de Oliveira	81	(11)
2	V de Oliveira	71	(12)	2	S Goodlip	49	(4)	2	S Goodlip	62	(8)
3	A Smith	43	(9)	3	A Smith	46	(4)	3	A Smith	46	(14)
4	D Garbett	14	(4)	4	S White	25	(3)	4	D Garbett	12	(3)
5	S White	10	(3)	5	D Garbett	19	(3)	5	S White	11	(2)
6	J Lamb	3	(3)	6	M Thorpe	7	(2)	6	L Blacker	3	(2)
6	G Peach	3	(2)	7	G Skipp	5	(4)	7	N Sismey	2	
8	N Sismey	2	(2)	7	N Sismey	5		7	G Peach	2	
9	L Pateman	1		9	L Blacker	4	(2)	9	J Lamb	1	
9	G Skipp	1		9	P Rees	4		9	L Pateman	1	
9	L Blacker	1		11	JJ Hughes-Dowd	3	(2)	9	JJ Hughes-Dowd	1	
9	P Rees	1		11	T Gray	3		9	G Skipp	1	
9	A Rowland	1		13	R Litherland	2		9	P Rees	1	
				14	K Spink	1		9	T Gray	1	
				14	A Rowland	1		9	A Rowland	1	
				14	T Whittaker	1		9	K Spink	1	
				14	S Whittaker	1					

DHORC Carrera Stats 3 - CD 226

Poles		Competitor		
Records		Name	Total	2026
All Time		S Goodlip	76	6
S Goodlip	76	V de Oliveira	71	8
Season		A Smith	43	
V de Oliveira	41	S White	10	3
		N Sismey	2	
		L Blacker	1	
		L Pateman	1	
		P Rees	1	

Wins		Competitor		
Records		Name	Total	2026
All Time		V de Oliveira	60	6
V de Oliveira	60	S Goodlip	49	4
Season		A Smith	46	
V de Oliveira	31	S White	25	6
		M Thorpe	7	2
		N Sismey	5	
		L Blacker	4	
		P Rees	4	
		T Gray	3	1
		JJ Hughes-Dowd	3	
		T Whittaker	1	
		K Spink	1	
		S Whittaker	1	1

Fastest Laps		Competitor		
Records		Name	Total	2026
All Time		V de Oliveira	81	10
V de Oliveira	81	S Goodlip	62	5
Season		A Smith	46	
V de Oliveira	43	S White	11	2
		L Blacker	3	
		N Sismey	2	
		L Pateman	1	
		P Rees	1	
		T Gray	1	
		JJ Hughes-Dowd	1	
		K Spink	1	

Best DHORC Carrera Position Records 2022 - 2026 - After CD 226														
Qualifying					Final Position					Fastest Lap				
Pos	Competitor	DHORC-CD	Gap	Date	Pos	Competitor	DHORC-DC	Gap	Date	Pos	Competitor	DHORC-CD	Gap	Date
1	V de Oliveira	226	0	17-Mar-26	1	V de Oliveira	226	0	17-Mar-26	1	V de Oliveira	226	0	17-Mar-26
1	S White	222	4	10-Feb-26	1	S White	225	1	17-Mar-26	1	S White	219	7	31-Jan-26
1	S Goodlip	216	10	31-Jan-26	1	M Thorpe	224	2	17-Mar-26	1	S Goodlip	214	12	30-Jan-26
1	A Smith	144	82	07-Feb-25	1	S Goodlip	220	6	31-Jan-26	1	K Spink	195	31	26-Oct-25
1	P Rees	86	140	20-Jan-24	1	T Gray	211	15	20-Jan-26	1	A Smith	138	88	03-Dec-24
1	L Blacker	85	141	20-Jan-24	1	N Sismey	209	17	02-Dec-25	1	L Blacker	86	140	20-Jan-24
1	N Sismey	48	178	09-May-23	1	A Smith	204	22	29-Nov-25	1	P Rees	84	142	20-Jan-24
1	L Pateman	6	220	15-Feb-22	1	P Rees	194	32	26-Oct-25	1	JJ Hughes-Dowd	53	173	04-Jul-23
2	S Bradley	201	25	28-Nov-25	1	K Spink	165	61	06-Jun-25	1	N Sismey	46	180	09-May-23
2	K Spink	190	36	25-Oct-25	1	L Blacker	86	140	20-Jan-24	1	L Pateman	5	221	15-Feb-22
2	T Gray	95	131	16-Apr-24	1	JJ Hughes-Dowd	54	172	04-Jul-23	2	J Borges	208	18	02-Dec-25
2	JJ Hughes-Dowd	51	175	13-Jun-23	2	S Whittaker	220	6	31-Jan-26	2	S Bradley	200	26	28-Nov-25
3	C Cooper	210	16	20-Jan-26	2	C Cooper	143	83	23-Aug-22	2	L Smith	85	141	20-Jan-24
3	T Mullen	194	32	28-Oct-25	2	L Pateman	4	222	15-Feb-22	3	T Whittaker	219	7	31-Jan-26
3	T Whittaker	179	47	16-Sep-25	3	J Woodhouse	204	22	29-Nov-25	3	S Whittaker	210	16	20-Jan-26
3	L Smith	86	140	20-Jan-24	3	T Mullen	157	69	18-Mar-25	3	D Edwards	166	60	07-Jun-25
3	D Hughes-Dowd	79	147	16-Jan-24	3	L Smith	154	72	11-Feb-25	3	C Cooper	143	83	21-Jan-25
3	M Thorpe	19	207	16-Aug-22	4	T Whittaker	202	24	29-Nov-25	3	M Thorpe	140	86	17-Dec-24
4	S Whittaker	211	15	20-Jan-26	4	J Borges	198	28	04-Nov-25	3	T Gray	125	101	25-Oct-24
4	D Edwards	103	123	08-Jun-24	4	S Gray	195	31	26-Oct-25	3	D Hughes-Dowd	78	148	16-Jan-24
4	R Booth	57	169	01-Aug-23	4	D Edwards	142	84	21-Jan-25	4	T Mullen	155	71	18-Mar-25
5	S Gray	125	101	25-Oct-24	4	R Booth	105	121	08-Jun-24	4	S Gray	140	86	17-Dec-24
5	J Kalyan	95	131	16-Apr-24	4	J Kalyan	57	169	01-Aug-23	5	C Blake	206	20	29-Nov-25
5	A Staniec	78	148	16-Jan-24	5	A Staniec	211	15	20-Jan-26	6	C Hawes	207	19	29-Nov-25
6	C Hawes	199	27	28-Nov-25	5	C Blake	206	20	29-Nov-25	6	J Woodhouse	104	122	08-Jun-24
6	J Woodhouse	105	121	08-Jun-24	5	S Bradley	186	40	24-Oct-25	6	M Dutson	103	123	08-Jun-24
7	N Jarram	210	16	20-Jan-26	6	D Hughes-Dowd	223	3	10-Feb-26	6	L Edwards	72	154	18-Nov-23
7	C Blake	206	20	29-Nov-25	6	B Whitehouse	150	76	08-Feb-25	6	R Booth	36	190	17-Jan-23
7	J Borges	204	22	29-Nov-25	6	M Dutson	139	87	17-Dec-24	7	A Mitro	211	15	20-Jul-26
7	M Dutson	104	122	08-Jun-24	6	D Kalyan	107	119	08-Jun-24	7	B Whitehouse	192	34	25-Oct-25
8	B Whitehouse	127	99	22-Oct-24	6	A Woodhouse	96	130	16-Apr-24	7	D Kalyan	146	80	07-Feb-25
8	D Kalyan	122	104	15-Oct-24	7	J Bowles	205	21	29-Nov-25	7	J Kalyan	69	157	17-Nov-23
8	L Edwards	25	201	25-Oct-22	7	L Edwards	73	153	18-Nov-23	8	A Staniec	211	15	20-Jan-26
9	G Ng	203	23	29-Nov-25	8	G Ng	204	22	29-Nov-25	8	G Ng	204	22	29-Nov-25
9	A Woodhouse	93	133	16-Apr-24	8	C Hawes	201	25	28-Nov-25	9	J Bowles	206	20	29-Nov-25
10	A Mitro	212	14	20-Jan-26	9	N Jarram	188	38	25-Oct-25	9	N Jarram	201	25	28-Nov-25
10	S Rankin	40	186	28-May-24	9	A Mitro	175	51	08-Jul-25	10	S Rankin	195	31	26-Oct-25
11	J Bowles	207	19	29-Nov-25	10	J Wardle	210	16	20-Jan-26	10	A Woodhouse	92	134	19-Mar-24
14	J Wardle	185	41	24-Oct-25	12	S Rankin	194	32	26-Oct-25	11	J Wardle	187	39	24-Oct-25
17	D Trantom	202	24	29-Nov-25	15	D Trantom	207	19	29-Nov-25	19	D Trantom	206	20	29-Nov-25
22	A Mason	216	10	31-Jan-26	20	A Mason	216	10	31-Jan-26	24	A Mason	217	9	31-Jan-26

Distance Covered in 2026 DHORC Carrera Digital Championship After Round 17

Pos	Competitor	Laps	Feet	Feet / Race	Miles	Races
1	S Goodlip	958.4	156,694	9,217	29.7	17
2	S White	949.8	154,878	9,110	29.3	17
3	T Gray	914.4	149,629	8,802	28.3	17
4	L Smith	884.9	144,670	8,510	27.4	17
5	A Smith	875.6	142,889	8,405	27.1	17
6	C Blake	811.6	133,173	7,834	25.2	17
7	A Staniec	791.5	129,716	7,630	24.6	17
8	N Sismey	756.2	127,402	8,493	24.1	15
9	M Thorpe	731.4	124,581	8,305	23.6	15
10	V de Oliveira	745.8	123,552	8,237	23.4	15
11	T Mullen	726.7	122,193	8,146	23.1	15
12	J Borges	750.8	121,309	7,136	23.0	17
13	P Rees	710.3	118,968	7,931	22.5	15
14	D Kalyan	710.1	118,482	7,899	22.4	15
15	R Booth	725.5	115,468	7,698	21.9	15
16	T Whittaker	718.4	113,504	8,107	21.5	14
17	S Gray	655.8	109,891	7,849	20.8	14
18	M Dutson	640.3	107,789	7,699	20.4	14
19	S Whittaker	633.3	101,588	8,466	19.2	12
20	S Rankin	611.6	97,455	6,961	18.5	14
21	C Cooper	610.3	91,934	7,661	17.4	12
22	A Mitro	544.9	89,201	8,109	16.9	11
23	J Bowles	591.4	89,052	7,421	16.9	12
24	N Jarram	539.7	88,756	8,069	16.8	11
25	D Hughes-Dowd	571.2	82,887	8,289	15.7	10
26	A Mason	491.1	80,497	7,318	15.2	11
27	D Edwards	506.9	77,211	7,019	14.6	11
28	J Kalyan	484.7	75,247	7,525	14.3	10
29	L Blacker	523.1	72,919	8,102	13.8	9
30	K Spink	367.6	72,111	9,014	13.7	8
31	B Whitehouse	366.5	71,895	8,987	13.6	8
32	JJ Hughes-Dowd	486.9	68,046	7,561	12.9	9
33	J Wardle	412.8	63,895	7,099	12.1	9
34	L Pateman	359.6	61,326	7,666	11.6	8
35	D Trantom	414.3	57,786	6,421	10.9	9
36	A Woodhouse	315.2	44,553	7,426	8.4	6
37	J Woodhouse	277.8	39,567	6,595	7.5	6
38	G Ng	199.8	39,194	7,839	7.4	5
39	L Edwards	266.8	36,229	6,038	6.9	6
40	S Bradley	122.2	23,971	7,990	4.5	3
41	C Hawes	135.2	18,421	6,140	3.5	3
Pos	Competitor	23,890.4	3,858,530.6	7,823	730.8	486

Could be, Won't be Race Groups 17Mar26

Race Groups

Grp	Competitor	Rank
-----	------------	------

A		
A1	V de Oliveira	2.741
A2	S White	2.741
A3	S Goodlip	2.926
A4	S Whittaker	6.630
A5	N Sismey	8.630
A6	A Smith	8.815

Grp	Competitor	Rank
-----	------------	------

D		
D1	D Kalyan	17.000
D2	A Mitro	17.259
D3	J Kalyan	17.333
D4	D Edwards	17.852
D5	N Jarram	18.889
D6	J Borges	19.111

B		
B1	T Gray	8.815
B2	M Thorpe	9.444
B3	L Blacker	9.593
B4	JJ Hughes-Dowd	9.852
B5	D Hughes-Dowd	10.333
B6	T Mullen	11.593

E		
E1	A Woodhouse	19.333
E2	A Staniec	19.778
E3	J Wardle	20.111
E4	R Booth	20.333
E5	J Woodhouse	20.926
E6	M Dutson	20.926

C		
C1	L Pateman	12.074
C2	L Smith	12.741
C3	T Whittaker	13.111
C4	C Cooper	13.222
C5	P Rees	16.556
C6	C Blake	16.963

F		
F1	J Bowles	21.259
F2	S Gray	21.519
F3	S Rankin	25.815
F4	D Trantom	26.444
F5	L Edwards	27.111
F6	A Mason	27.481

Weekend Events		
W1	K Spink	7.074
W2	S Bradley	10.667
W3	B Whitehouse	15.852
W4	L Hobson	17.296
W5	G Ng	19.778

Reserves		
R1	C Hawes	14.926
R2	M Gretton	New
R3	M Blood	New
R4	R Goodere	New

Key: Victor averaged 1.000 in last race, Steve 2.667 so Victor A1
 Angus 9.333, Tom 20.667 so Angus A6

Race Night Stand Down (Catalunya) Issue 1

Pos	Name
1	R Booth
2	A Staniec
3	T Whittaker
4	J Borges
5	S Goodlip
6	L Smith
7	S White
8	C Blake
9	T Gray
10	D Hughes-Dowd
11	D Edwards
12	A Smith
13	C Cooper
14	S Rankin
15	J Bowles
16	M Thorpe
17	M Dutson
18	J Kalyan (Sonoma 20Jan26)

Pos	Name
19	T Mullen (Sonoma 20Jan26)
20	V de Oliveira (Sonoma 20Jan26)
21	N Sismey (Sonoma 20Jan26)
22	D Trantom
23	L Blacker
24	JJ Hughes-Dowd
25	N Jarram
26	A Mitro
27	J Wardle
28	A Woodhouse
29	J Woodhouse
30	A Mason
31	S Gray
32	L Edwards
33	L Pateman
34	P Rees (Ruapuna 17Mar26)
35	D Kalyan (Ruapuna 17Mar26)
36	S Whittaker (Ruapuna 17Mar26)

Red SD indicates who would stand down

No Stand Down for Le Mans in June

Weekend Racers

37	B Whitehouse
38	G Ng
39	K Spink
40	L Hobson
41	S Bradley

Reserve Racers

42	C Hawes
43	M Gretton
44	M Blood
45	R Goodere

Next Circuit



Where Do We Race Next?
What Are The Records?
Who Has Been On The Podium?


Circuit History

The **Circuit de Barcelona-Catalunya** was built in 1991 and began hosting the Spanish Grand Prix that same year. Construction also coincided with the Olympic Games scheduled to take place in Barcelona the next year, where the circuit acted as the start and finish line for the road team time trial cycling event. The Circuit de Barcelona-Catalunya should not be confused with the Montjuïc circuit, which hosted the Spanish Grand Prix four times between 1969 and 1975 and, unlike the Circuit de Barcelona-Catalunya, is actually located within the city of Barcelona.


Because so much testing is done at this circuit, Formula One drivers and mechanics are extremely familiar with it. This has led to criticism that drivers and mechanics are too familiar with Catalunya, reducing the amount of on-track action.

When first used, overtaking was frequent as cars could follow closely through the last two corners and slipstream down the long straight. As aerodynamic balance became more critical, this overtaking method drastically decreased as the cars were unable to follow each other through the fast final corner due to turbulence created by the leading car. The 2007 season saw the first of the two final sweepers replaced with a slow chicane to reduce speeds through the final corner, where serious accidents could occur, and in an effort to improve overtaking.

This is the circuit we are running.



Catalunya (Spain)





Previous Results


				1st	2nd	3rd
DHORC-CD 155	18-Mar 2025	137'9"		S Goodlip	V de Oliveira	A Smith
DHORC-CD 156	18-Mar 2025	137'9"		V de Oliveira	S Goodlip	M Thorpe
DHORC-CD 157 (SR4)	18-Mar 2025	137'9"		S Goodlip (2)	V de Oliveira	T Mullen
DHORC-CD 157 (N)	18-Mar 2025	137'9"		P Rees		
DHORC-CD 176	29-Jul 2025	137'9"		V de Oliveira	S White	A Smith/M Thorpe
DHORC-CD 177	29-Jul 2025	137'9"		V de Oliveira	S Goodlip/M Thorpe	
DHORC-CD 178 (SR11)	29-Jul 2025	137'9"		V de Oliveira (4)	A Rowland	D Garbett/L Pateman
DHORC-CD 178 (N)	29-Jul 2025	137'9"		P Rees (2)		
DHORC-CD 227	14-Apr 2026	137'9"				
DHORC-CD 228	14-Apr 2026	137'9"				
DHORC-CD 229 (SR6)	14-Apr 2026	137'9"				


Circuit Records

Qualifying / Fastest Lap		
GT	V de Oliveira	29-Jul-25
	9.146 sec (10.269 mph)	
Race Laps (15 Mins)		
GT	S Goodlip	18-Mar-25
	79.3 Laps	
Race Laps (5 Mins)		
GT	S Goodlip	18-Mar-25
	30.4 Laps	
Race Laps (5 Mins) NASCAR		
NASCAR	P Rees	29-Jul-25
	23.6 Laps	
Evening Group Points		
GT	D Edwards	18-Mar-25
	20.5 points	

Lap Length 137'9"







Visit dhorc.co.uk or Find us on **facebook**

Derby HO Racing Club

dhorc



TOMY AFX TYCO **Carrera DIGITAL**

Club Night

R&R

Rules & Regulations 2026



Derby HO Racing Club  www.dhorc.co.uk

dhorc dhorc



Home of HO Le Mans **TOMY AFX TYCO** **SmartRa** **Carrera DIGITAL**

<https://dhorc.co.uk/wp-content/uploads/2025/12/DHORC-Rules-Regs-2026-1.pdf>



Item	Part Number	Price
Carrera Digital braids (x2)	n/a	£3.00
Carrera Digital Guide Blade	n/a	£1.25
PSR Motor with Gubbins	PSR-AC6	£6.00
m2 x 3mm Grub Screw (x2)	n/a	£0.50
m2.5 x 3mm Grub Screw	n/a	£0.50
m2.6 x 6mm body screws (x4)	n/a	£0.50
9 tooth Pinion Plastic	n/a	£0.50
9 tooth Pinion Brass	n/a	£1.00
27tooth crown gear	GI27-Bz	£7.50
54mm Axle	PA01-54	£1.50
Brass Axle Bushing (x2)	PA-68	£4.00
mixed bag of 30 washers/ spacers	n/a	£1.00
Axle Kit	kk07c	£16.00
Reworked Braids (x2)	n/a	£1.00
3d printed resin wheels 15.8x8mm (x2)	RLW132158	£2.00
3d printed resin wheels 16.3x10mm (x2)	RLW132163	£2.00
3d printed resin wheels 16.8x10mm (x2)	RLW132168	£2.00
3d printed resin wheels 17.3x10mm (x2)	RLW132173	£2.00
3d printed resin wheels 17.8x10mm (x2)	RLW132178	£2.00
Plastic Wheels 15.8x8.2mm (x2)	SIW15808215P	£2.00
Plastic Wheels 17.3x8.2mm (x2)	SIW17308215P	£2.00
Plastic Wheels 17.3x10mm (x2)	SIW17310005P	£2.00
Aluminium Wheels 15.8x8.2mm (x2)	SIW15808215A	£7.00
Aluminium Wheels 17.3x8.2mm (x2)	SIW17308215A	£7.00
Aluminium Wheels 17.3x9.75mm (x2)	SIW17309715A	£7.00
Aluminium Wheels 15.9x8.5mm (x2)	SP021120	£7.00



RAZORLITE Urethane Tyres (Sizes Available)

16x11, 5x1 RLT13201	19.5x11, 6x1.5 RLT13215	Policar Monoposto Scaleauto F1 Rear RLT13228
17x11, 5x1 RLT13202	20x11, 5x1 RLT13216	
17.5x11, 5x1 RLT13203	20x11, 5x1.5 RLT13217	20.25x11, 5x1 RLT13229
18x11, 5x1 RLT13204	20x11, 6x1 RLT13218	19x10, 5x1.5 RLT13230
19x10, 5x1 RLT13205	20x11, 6x1.5 RLT13219	19x10, 6x1 RLT13231
19x11, 5x1 RLT13206	20x12, 5x1 RLT13220	19x10, 6x1.5 RLT13232
19x11, 6x1 RLT13207	20x12, 6x1 RLT13221	19.75x11, 5x1 RLT13233
19x11, 6x1.5 RLT13208	20.5x11, 5x1 RLT13222	19.75x11, 5x1.5 RLT13234
19x12, 5x1 RLT13209	21x11, 5x1 RLT13223	19.75x11, 6x1 RLT13235
19.5x10, 5x1.5 RLT13210	21x12, 5x1 RLT13224	19.75x11, 6x1.5 RLT13236
19.5x10, 6x1.5 RLT13211	21.5x11, 5x1 RLT13225	21x11, 6x1.5 RLT13237
19.5x11, 5x1 RLT13212	Carrera F1 Rear RLT13226	20.5x11.5, 6x1.5 RLT13238
19.5x11, 5x1.5 RLT13213	Carrera Porsche 917 Rear RLT13227	20.75x11.5, 6x1.5 RLT13239
19.5x11, 6x1 RLT13214		

HighLighted Ones Available in the DHORC Club Spares Box
Any other Sizes Listed Available to order



RAZORLITE Rear Wheel & Tyre Guide

Front Wheel & Tyre Guide

Car GT Models	Carrera Wheels	Alternative Some Truing Req	Aftermarket 17.2/3mm wheel	Alternative Some Truing Req	Carrera Wheels	Aftermarket 15.8/9mm wheel
Aston Martin	RLT13234	RLT13217	RLT13212	RLT13233	RLT13230	RLT13205
Audi R8 LMS	RLT13213	RLT13234	RLT13233	RLT13220	RLT13230	RLT13205
Audi R8 LMS Evo2	RLT13213	RLT13234	RLT13233	RLT13220	RLT13230	RLT13205
BMW M4	RLT13230	RLT13213	RLT13212	RLT13233	RLT13230	RLT13205
BMW M6	RLT13213	RLT13234	RLT13233	RLT13220	RLT13230	RLT13205
Corvette C7r	RLT13213	RLT13234	RLT13233	RLT13220	RLT13230	RLT13205
Corvette C8r	RLT13213	RLT13234	RLT13233	RLT13220	RLT13230	RLT13205
Ferrari 488	RLT13208*	RLT13215	RLT13212*	RLT13233	RLT13230	RLT13205
Ford GT	RLT13213	RLT13234	RLT13233	RLT13220	RLT13230	RLT13205
McLaren 720s	RLT13234	RLT13217	RLT13233	RLT13220	RLT13230	RLT13205
Mercedes AMG	RLT13234	RLT13217	RLT13233	RLT13220	RLT13230	RLT13205
Porsche 911 RSR	RLT13213	RLT13234	RLT13233	RLT13220	RLT13230	RLT13205
X-Bow	RLT13208**	RLT13215	RLT13212*	RLT13233	RLT13230	RLT13205
Lamborghini Huracan	RLT13238	RLT13239	RLT13223	RLT13224	RLT13230	RLT13205
DTM Models						
Audi	RLT13234	RLT13217	RLT13212	RLT13233	RLT13230	RLT13205
BMW	RLT13234	RLT13217	RLT13212	RLT13233	RLT13230	RLT13205
Mercedes	RLT13234	RLT13217	RLT13212	RLT13233	RLT13230	RLT13205

* Some slight truing of tyres still required ** Recommend truing the Carrera hub before installing tyres



Item	Part Number	Price
Aluminium Wheels 16.9x8.5mm (x2)	SP021144	£7.00
Aluminium Wheels 16.9x10mm (x2)	SP021148	£7.00
Aluminium Wheels 17.2x10mm (x2)	SP021152	£7.00
Urethane Tyres (x2) - 19x10x5x1	RLT13205	£3.00
Urethane Tyres (x2) - 19x10x5x1.5	RLT13230	£3.00
Urethane Tyres (x2) - 19x11x6x1.5	RLT13208	£3.00
Urethane Tyres (x2) - 19.5x11x5x1	RLT13212	£3.00
Urethane Tyres (x2) - 19.5x11x5x1.5	RLT13213	£3.00
Urethane Tyres (x2) - 19.5x11x6x1.5	RLT13215	£3.00
Urethane Tyres (x2) - 19.75x11x5x1	RLT13233	£3.00
Urethane Tyres (x2) - 19.75x11x5x1.5	RLT13234	£3.00
Urethane Tyres (x2) - 20x11x5x1.5	RLT13217	£3.00
Urethane Tyres (x2) - 20x12x5x1	RLT13220	£3.00
Urethane Tyres (x2) - 20.5x11.5x6x1.5	RLT13238	£3.00
Urethane Tyres (x2) - 20.75x11.5x6x1.5	RLT13239	£3.00
Urethane Tyres (x2) - 21x11x5x1	RLT13223	£3.00
Urethane Tyres (x2) - 21x12x5x1	RLT13224	£3.00
Urethane Tyres (x2) - 21.5x11x5x1	RLT13225	£3.00
Urethane Tyres (x2) - 21x11x5x1.5	RLT13241	£3.00
Urethane Tyres (x2) - 22x10x8x1.5	RLT13240	£3.00
Urethane Tyres (x2) - 23x10x5x1	RLT13242	£3.00
Urethane Tyres (x2) - 20x13x5x1	RLT13243	£3.00
Urethane Tyres (x2) - 21x13x5x1	RLT13244	£3.00
Urethane Tyres (x2) - 20x13x6x1	RLT13245	£3.00
Urethane Tyres (x2) - 21x13x6x1	RLT13246	£3.00

Where is DHORC?

Derby HO Racing Club  www.dhorc.co.uk

dhorc

Home of HO Le Mans

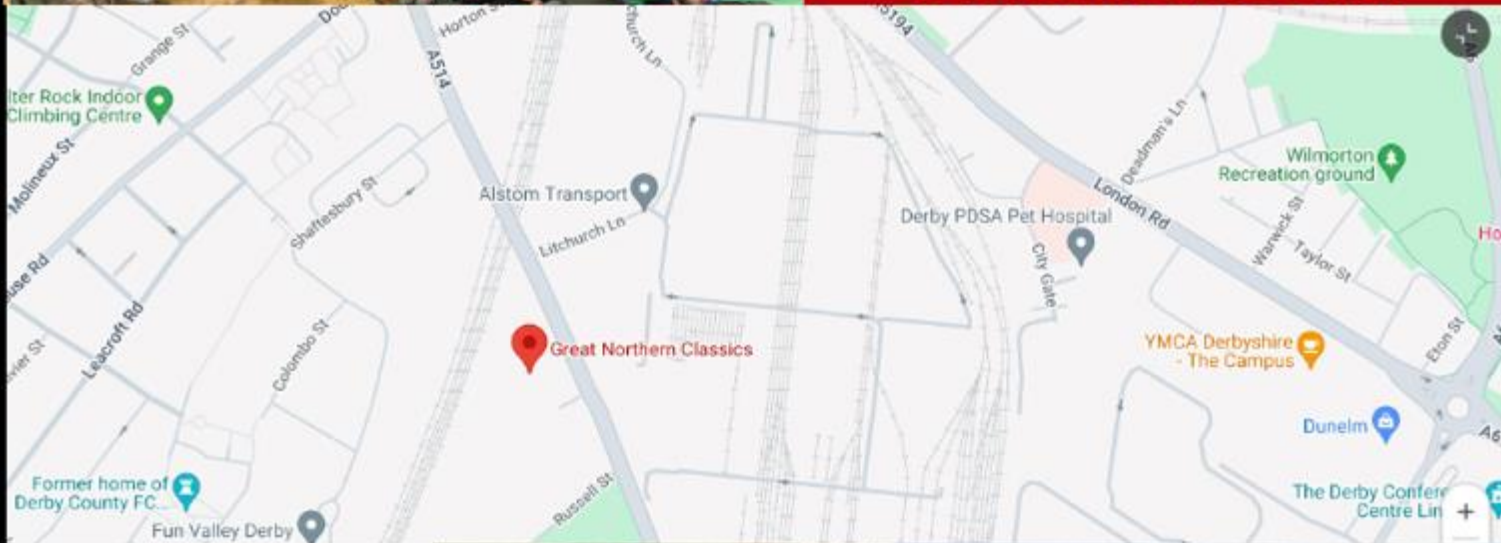
  

Derby HO Racing Club  www.dhorc.co.uk

dhorc

www.dhorc.co.uk



GREAT NORTHERN CLASSICS



Great Northern Classics
274 – 278 Osmaston Road
Derby DE24 8AE

Nick Sismey
sismey80@hotmail.co.uk
07984339192