

Visit [dhorc.co.uk](http://dhorc.co.uk) or Find us on **facebook**

Derby HO Racing Club 

[www.dhorc.co.uk](http://www.dhorc.co.uk)

# dhorc

Home of HO Le Mans

TOMY AFX  
TYCO

Club Night

760

Round 09  Long Beach - GC  31Mar26

**WORKSHOP**  
TOOLS



Baxter & Jim  
take wins

Reuben's  
5<sup>th</sup> in a row!

woodland  
auto centre

**CSL**  
[cslautomation.co.uk](http://cslautomation.co.uk)

## ADULTS

- 01 R LITHERLAND
- 02 A SMITH
- 03 L PATEMAN

## JUNIORS

- 01 B CRUNDEN
- 02 J WOODHOUSE
- 03 L WHITTAKER

**This Week:** Laguna Seca test build – Tokachi Speedway - Arlington



# About:



## History and Key Facts



### HO Club founded on 7 July 1992

- DHORC: Derby HO Racing Club ("HO" Is The Scale = 1/64th)
- Tenant at Great Northern Classics, open to all!
- Home of world famous international Le Mans 24 Hour race until 2019.
- Smaller scale version of Scalextric, once set up works all night!
- Four and Eight lane circuits
- Computerised timing
- Statistics for every meeting and every member since July 1992
- Over 30 Club Nights each year
- 50+ circuit designs, up to 567 feet in length
- Eight-lane routed dhorcingham oval
- Two car categories – Tyco open wheel (F1)
  - Tomy SGP, BSRT, VSR, Bulldog enclosed wheel (GC)



### Carrera Digital Club 1<sup>st</sup> race 18 January 2022

- 1/32<sup>nd</sup> Carrera Digital GT Cars
- 16 Evenings a year, with 15-minute Endurance & 5-minute Sprint Races
- 10+ circuits
- Full computerised timing and stats through SmartRace App



## The Club Nights and Magazine Coverage

### HO

- Racing starts at 18:45 hours – Finished by 22:00 hours
- Minimum of four 3-minute qualifying races & up to two Finals (F1 & GC) for each member
- Championship points for all members
- Magazine produced for every meeting covering every member & track statistic

### Carrera Digital

- Racing starts at 18:00 – Finished by 22:00 hours
- Magazine produced after each evening
- Championship points for all members
- Rules & regulations booklet covering all the DHORC rules produced each year
- Great family atmosphere, a help-all culture

### Membership Fees, Car Costs and Prizes

- Adult £40 and junior (under 16) £20 for HO & Carrera, £50/£25 combined
- Only £50 Total expenditure for two cars HO Cars, £65 one Carrera
- All cars and spares can be bought at club
- Adult, Masters (over 56), Junior (16 & under) HO Championships
- Adult & 70+ Carrera Championships





# Editorial 760



**It's a High 5 for Reuben Litherland** after he became only the fourth Adult racer to achieve five consecutive victories, with both races at Long Beach going his way. Will he become only the third Member to take six wins in a row?

Congratulations to him together with **Mike Gretton** for taking his second Masters' win of the year, **Jim Crunden** taking his fourth Early Parents of 2026 and **Baxter Crunden** for his first Junior win since Jul'25.

Having run the majority of the same tracks in 2025 and 2026 it's time for a change in 2027. Well for 14 of the current tracks that is as we will keep the new Donington Park and Jacarepagua together with the banked Nationaal Zandvoort and eight-lane routed dhorcingham oval circuits. The first one of the new year will be Laguna Seca, and as shown on Page 5 **Stuart Gray, Phil Rees** and I have already carried out a test build to try out the famous Corkscrew simulation as well work out the inclines.

While Phil and I both chose Laguna Seca, I then suggested another six of the 14, Phil the remaining seven. The first one on Phil's list is the Japanese Tokachi Speedway, and on Nick's, USA's Arlington, both shown on Page 9. More to come.

There are four weeks until the next evening, where we are at Zandvoort up on the Mezzanine on 28Apr26. Hopefully before then we will have run our Gazebo track at the British Touring Car Championship over the weekend of 18/19Apr26

Nick Sismey



Front Cover: Baxter Crunden (son), Jim Crunden (dad) & Jim Dudley (step grandad)

Derby HO Racing Club		Committee...2026		Derby HO Racing Club	
Chairman / Treasurer	Nick Sismey	M 07984 339 192	sismey80@hotmail.co.uk		
Vice Chairman	Phil Rees	M 07912 378 652	dhorcman.p.r@ntlworld.com		
Secretary	Laura Edwards	M 07501 217 254	laurabubbles07@hotmail.co.uk		
CD Spares	Stuart Gray	M 07874 253 955	stuartcgray7@btinternet.com		
HO Spares + HO & CD Race Control	Lewis Blacker	M 07713 059 906	lewisjayblacker@outlook.com		
HO Race Control	Dan Hughes-Dowd	M 07568 480 438	dthd1984@gmail.com		
HO Parc Ferme	Reuben Litherland	M 07775 061 685	rj.litherland@yahoo.com		
HO & CD Race Control	Liam Smith	M 07477 698 158	liam-smith-93@hotmail.co.uk		
Carrera Digital	Victor de Oliveira	M 07841 505 860	vic.deo@hotmail.com		
HO Carrera Digital Scrutineer	Angus Smith	M 07591 813 431	angus@angussmith500.plus.com		
HO Carrera Digital Scrutineer	Simon Goodlip	M 07803 551708	simon.goodlip@sky.com		
Carrera Digital	Steve White	M 07859 999 480	wslotcarsteve@gmail.com		

THIS SLOT CAR MAGAZINE IS PUBLISHED AND COPYRIGHT 2026 BY DHORC, AND NO PORTION MAY BE REPRODUCED OR TRANSMITTED WITHOUT WRITTEN PERMISSION, AND MAY CONTAIN ARTICLES AND GRAPHICS REPRINTED WITH THE PERMISSION OF THE ORIGINAL COPYRIGHT HOLDER, WHO RETAINS ALL RIGHTS.

# Contents .....760

Page	Details
003	Editorial
004	Contents
005	News & Views Including..... 1. Acknowledgements 2. Laguna Seca circuit Test Build - 18Mar26 3. New Tracks 2 & 3 for 2027
006	2026 Calendar
008	2026 Winners & Continuous Club Night Attendance Records
010	DHORC Official Clothing
011	Slot Cars & Spares
012	Razorlite Lexans HO
013	Race Report – Long Beach GC – 31 March 2026 - Round 09 of 37 Including..... Page 23 - Race Results Page 29 - Best Results Page 33 - Championship Tables
043	Members' Statistics
057	Next Circuit - Zandvoort – 28 April 2026 - Rounds 10 & 11 OF 37
063	Rules and Regulations 2026



**SLOT CARS DIRECT**  
UK's HO 1/64th Slot Car Specialist  
We specialize in Tomy AFX, Viper Scale Racing  
and Bulldog Racing Products.

**AFX**  
RACING

**Viper Scale Racing**

# News & Views.....760

## 1. Acknowledgements for DHORC 760

<b>Stuart Gray</b>	Setting Up, Marshalling & PA	<b>Lee Pateman</b>	Marshalling & PA
<b>Liam Smith</b>	SU, RC & Packing Away	<b>Gordon Reynolds</b>	Marshalling & PA
<b>Mike Gretton</b>	SU, Marshalling & Packing Away	<b>Matt Blood</b>	Marshalling
<b>Ryan Goodere</b>	SU, Marshalling & Packing Away	<b>Luca Whittaker</b>	Marshalling
<b>Jim Crunden</b>	Marshalling	<b>Baxter Crunden</b>	Marshalling
<b>Reuben Litherland</b>	Parc Ferme, Marsh & PA	<b>Charlie Youart</b>	Marshalling
<b>Lewis Blacker</b>	Spares, RC, Marsh & PA	<b>Angus Smith</b>	Marshalling & PA
<b>Andrew Woodhouse</b>	Marshalling	<b>Jenson Woodhouse</b>	Marshalling
<b>Ellis Woodhouse</b>	Marshalling	<b>Denis Latham</b>	Marshalling & PA
<b>Jim Dudley</b>	Marshalling & Packing Away		

## 2. Laguna Seca circuit Test Build – 18Mar26

Stuart Gray, Phil Rees and I had a test build of our first track of 2027, the Laguna Seca circuit in California, USA. This included the famous Corkscrew using the downhill pieces we had made way back in the 1990s which had been attached to a wooden structure thanks to Stuart.



Derby HO Racing Club		HO Calendar 2026			Derby HO Racing Club	
Tuesday	06-Jan	Conference Room	1 (F1)		Miami	
Tuesday	27-Jan	Conference Room	2 (F1)	3 (GC)	Interlagos	
Tuesday	17-Feb	Mezzanine / The Tram Shed	4 (F1)	5 (GC)	Cadwell Park	
Saturday	28-Feb	John Fretwell Sporting Complex	Corporate 1		Birthdays Party	
Tuesday	10-Mar	Conference Room	6 (F1)	7 (GC)	Monaco	
Tuesday	31-Mar	Conference Room	8 (F1)	9 (GC)	Long Beach	
Sat/Sun	18/19Apr	Donington Park	Corporate 2		BTCC	
Tuesday	28-Apr	Conference Room	10 (F1)	11 (GC)	Zandvoort	
Saturday	09-May	Mezzanine / The Tram Shed	Corporate 3		GNC Derby Children's Holiday Centre	
Sat/Sun	09/10May	Statfold Country Park	Corporate 4		Miniatures & Model Engineering	
Tuesday	12-May	Conference Room	12 (F1)	13 (GC)	Nashville	
Tuesday	02-Jun	Conference Room	14 (F1)	15 (GC)	Dijon-Prenois	
Tuesday	23-Jun	Conference Room	16 (F1)	17 (GC)	Shanghai	
Sat/Sun	11/12Jul	Turn Post Farm, Wymeswold	Corporate 5		Rempstone Steam & Country Show	
Tuesday	14-Jul	Conference Room	18 (F1)	19 (GC)	Red Bull Ring	
Tuesday	21-Jul	Mezzanine / The Tram Shed	20 (F1)	21 (GC)	DHORCingham Oval	
Sat/Sun	01/02Aug	Highacres Farm	Corporate 6		Cromford Steam Rally	
Tuesday	04-Aug	Conference Room	24 (F1)	25 (GC)	Fiorano	
Sat/Sun	08/09Aug	Donington Park	Corporate 7		Convoy in the Park	
Sat/Sun	22/23Aug	Donington Park	Corporate 8		BTCC	
Tuesday	15-Sep	Conference Room	26 (F1)	27 (GC)	Jarama	
Tuesday	29-Sep	Conference Room	28 (F1)	29 (GC)	Pukekohe Park	
Tuesday	20-Oct	Conference Room	30 (F1)	31 (GC)	Donington Park	
Tuesday	10-Nov	Conference Room	32 (F1)	33 (GC)	Trois-Rivieres	
Tuesday	17-Nov	Conference Room			AGM	
Tuesday	24-Nov	Conference Room	34 (F1)	35 (GC)	Watkins Glen	
Tuesday	15-Dec	Conference Room	36 (F1)	37 (GC)	Jacarepagua	

Derby HO Racing Club		CD Calendar 2026			Derby HO Racing Club	
Tuesday	13-Jan	Conference Room	Test Night		Sonoma (New)	
Tuesday	20-Jan	Mezzanine / The Tram Shed	1	2 3	Sonoma	
Friday	30-Jan	Mezzanine / The Tram Shed	4	5 6	Monza	
Saturday	31-Jan	Mezzanine / The Tram Shed	7 to 11		Monza	
Tuesday	10-Feb	Conference Room	12	13 14	Mugello	
Tuesday	24-Feb	Conference Room	Test Night		Ruapuna (New)	
Tuesday	17-Mar	Conference Room	15	16 17	Ruapuna	
Tuesday	14-Apr	Conference Room	18	19 20	Catalunya	
Tuesday	05-May	Conference Room	Test Night		Fortaleza (New)	
Tuesday	26-May	Conference Room	21	22 23	Fortaleza	
Friday	05-Jun	Mezzanine / The Tram Shed	24	25 26	Le Mans	
Saturday	06-Jun	Mezzanine / The Tram Shed	27 to 32		Le Mans	
Sunday	07-Jun	Mezzanine / The Tram Shed	6-Hour Race		Le Mans	
Tuesday	16-Jun	Conference Room	33	34 35	Fuji	
Tuesday	07-Jul	Conference Room	36	37 38	Okayama	
Tuesday	28-Jul	Conference Room	39	40 41	Watkins Glen	
Tuesday	08-Sep	Conference Room	42	43 44	Sonoma	
Friday	18-Sep	Mezzanine / The Tram Shed	45	46 47	Road America	
Saturday	19-Sep	Mezzanine / The Tram Shed	48 to 53		Road America	
Tuesday	13-Oct	Conference Room	54	55 56	Ruapuna	
Friday	23-Oct	Mezzanine / The Tram Shed	57	58 59	Road Atlanta	
Saturday	24-Oct	Mezzanine / The Tram Shed	60 to 68		Road Atlanta	
Tuesday	03-Nov	Conference Room	69	70 71	Fortaleza	
Tuesday	17-Nov	Conference Room			AGM	
Tuesday	01-Dec	Conference Room	72	73	Luanda	



Once built we ran both F1 and GC cars to check they could negotiate the drop and they ran well. It will be amazing to see four cars racing and negotiating this iconic set of curves next year. Thanks for your time Phil and Stuart.



# Winners 2026

F1 Qualifies on Green & Blue, GC on Yellow & Red Lanes

Day	Date	Rnd	Track	Final	Adults	Masters	Juniors	Early Parents
Tue	06-Jan	1	Miami	F1	S Goodlip	N Sismey	JJ Hughes-Dowd	S Whittaker
Tue	27-Jan	2	Interlagos	F1	S Goodlip (2)	M Gretton	JJ Hughes-Dowd	J Crunden
Tue	27-Jan	3	Interlagos	GC	R Litherland	J Dudley	JJ Hughes-Dowd	S Whittaker
Tue	17-Feb	4	Cadwell Park	F1	L Pateman	S Gray	JJ Hughes-Dowd	S Whittaker
Tue	17-Feb	5	Cadwell Park	GC	R Litherland	S Whittaker	JJ Hughes-Dowd (5)	S Whittaker (4)
Tue	10-Mar	6	Monaco	F1	R Litherland	A Smith	J Woodhouse	J Crunden
Tue	10-Mar	7	Monaco	GC	R Litherland	N Sismey (2)	J Woodhouse	J Crunden
Tue	31-Mar	8	Long Beach	F1	R Litherland	Jim, Nick, Stuart	J Woodhouse (3)	A Woodhouse
Tue	31-Mar	9	Long Beach	GC	R Litherland (6)	M Gretton (2)	B Crunden	J Crunden (4)
Tue	28-Apr	10	Zandvoort	F1				
Tue	28-Apr	11	Zandvoort	GC				
Tue	12-May	12	Nashville	F1				
Tue	12-May	13	Nashville	GC				
Tue	02-Jun	14	Dijon-Prenois	F1				
Tue	02-Jun	15	Dijon-Prenois	GC				
Tue	23-Jun	16	Shanghai	F1				
Tue	23-Jun	17	Shanghai	GC				
Tue	14-Jul	18	Red Bull Ring	F1				
Tue	14-Jul	19	Red Bull Ring	GC				
Tue	21-Jul	20	dhorcingham	F1				
Tue	21-Jul	21	dhorcingham	GC				
Tue	21-Jul	22	dhorcingham	F1				
Tue	21-Jul	23	dhorcingham	GC				
Tue	04-Aug	24	Fiorano	F1				
Tue	04-Aug	25	Fiorano	GC				
Tue	15-Sep	26	Jarama	F1				
Tue	15-Sep	27	Jarama	GC				
Tue	29-Sep	28	Pukekohe	F1				
Tue	29-Sep	29	Pukekohe	GC				
Tue	20-Oct	30	Misano	F1				
Tue	20-Oct	31	Misano	GC				
Tue	10-Nov	32	Trois-Rivieres	F1				
Tue	10-Nov	33	Trois-Rivieres	GC				
Tue	24-Nov	34	Watkins Glen	F1				
Tue	24-Nov	35	Watkins Glen	GC				
Tue	15-Dec	36	Jacarepagua	F1				
Tue	15-Dec	37	Jacarepagua	GC				

## Race Winners



Adults



Reuben Litherland  
Adults

Masters



Mike Gretton  
Masters

Juniors



Baxter Crunden  
Juniors

Early Parents



Jim Crunden  
Early Parents

## Continuous Club Night Attendance Records

Members below have built up ten or more continuous Club Night attendances, including DHORC 760:-

Nick Sismey	309 Club Nights	Lewis Blacker	61	Luca Whittaker	35
Reuben Litherland	41	Andrew Woodhouse	25	Jenson Woodhouse	25
Stuart Gray	14	Lee Pateman	10	Charlie Youart	10

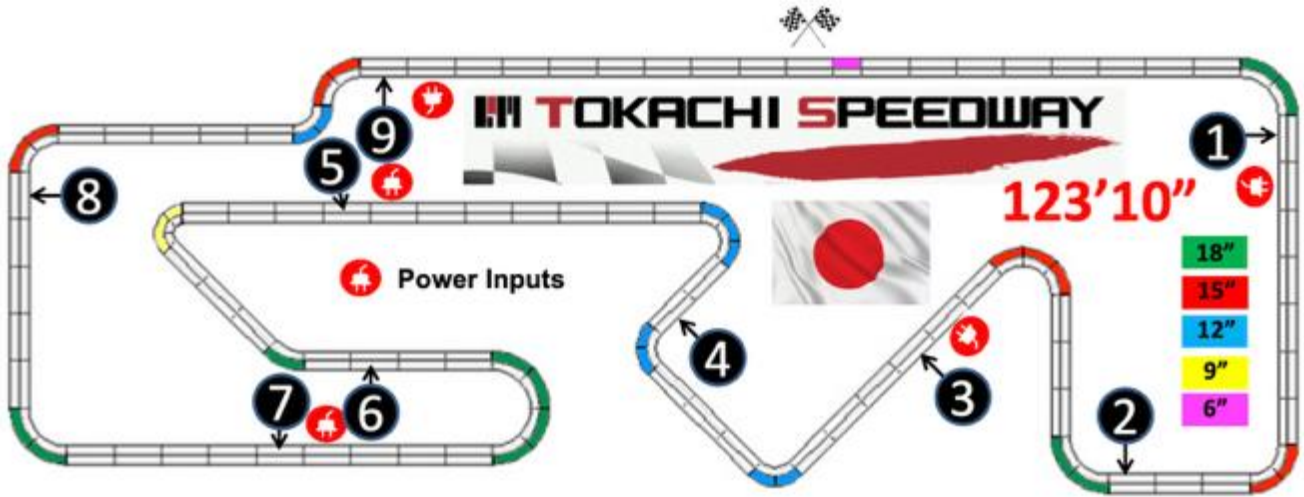
**Record Club Night Attendance** Phil Rees 710

**Record Continuous Club Night Attendance** Nick Sismey 309

**Record Continuous Evening Attendance** Nick Sismey 232

### 3. New Tracks 2 & 3 for 2027.

The following two tracks will be run in Evenings two and three next year. Eleven more new tracks to be revealed!



Nick Sismey

Derby HO Racing Club f www.dharc.co.uk  
**dharc**  
Home of HO Le Mans TOMY AFK TYCO

Derby HO Racing Club f www.dharc.co.uk  
**dharc**  
SmartRaa(e) Carrera DIGITAL

**Official Clothing**

**Contact**  
Nick Sismey

Derby HO Racing Club f www.dharc.co.uk  
**dharc**  
TOMY AFK TYCO Carrera DIGITAL

**Original DHARC**  
**Polo Shirts**  
or Carrera DIGITAL 132

Derby HO Racing Club f www.dharc.co.uk  
**dharc**  
TOMY AFK TYCO Carrera DIGITAL

**Original DHARC**  
**T-Shirts**  
or Carrera DIGITAL 132

Derby HO Racing Club f www.dharc.co.uk  
**dharc**  
TOMY AFK TYCO Carrera DIGITAL

**Original DHARC**  
**Hoodies**  
or Carrera DIGITAL 132

Derby HO Racing Club f www.dharc.co.uk  
**dharc**  
TOMY AFK TYCO Carrera DIGITAL

**Original DHARC**  
**Caps & Beanies**  
or Carrera DIGITAL 132



# Slot Cars & Spares



## Open Wheel (F1)



Body	£10.00	Bulkhead	£4.00
Chassis	£10.00	Armature	£6.00
Whole Car	£20.00	Crown/Pinion Gear	£2.50
Pickup Shoes (Pair)	£2.00	Rear Tyres (Pair)	£2.00
Pickup Springs	£1.00	Sponge (Pair)	£2.50
Pinion Gear	£1.50	Rear Axle with tyres	£5.00
Front Tyres (Pair)	£1.00	Guide Pins	£1.50
Front Axle	£2.00	Traction Magnets (Pair)	£2.00
Brush Springs (Pair)	£1.50	Brush Tubes (Pair)	£2.00
Brushes (Pair)	£2.00		
Motor Magnets (Pair)	£3.00		

## Enclosed Wheel (GC)



VSR Chassis	£30.00
Bulldog Club Chassis	£15.00
Painted Lexan Body	£10.00

Pickup Shoes (Pair)	£2.00	Viper Endbell	£8.00
Pickup Springs	£1.00	Armature	£6.00
#417 7T Delrin Pinion Gear	£1.50	22T VSR Crown Gear	£2.50
Front Axle, Wheels and Tyres	£4.00	Rear Tyres (Pair)	£3.00
Rear Axle, Crown Gear & Tyres	£8.00	Guide Pins	£2.50
Rear Narrow Hubs (Pair)	£3.00	VSR Pro Blank Chassis	£10.00
Bulldog Crown Wheel & Pinion	£2.00	Bulldog Can Motor	£5.00
Body Clip	£1.00		

Please Note: The Spares box may carry more items than listed here.



Updated 03Jan26



Visit our  
Facebook Page  
or the back of  
this magazine



Clear plastic bodies to suit a variety of HO  
chassis. Many not found elsewhere



# Race Report



## Round 09

### Long Beach – GC

### 31<sup>st</sup> March 2026



Reuben Litherland continues to dominate with his fifth win in a row, only the fourth Adult to achieve this. He also continues to lead the Championship.

Round 8 **Long Beach (USA)**  Round 9

Adults				1st	2nd	3rd
DHORC 631 F1	11-Jan 2022	79'4"	<b>P Rees (1)</b>	S Goodlip	L Pateman	
DHORC 632 GC	11-Jan 2022	79'4"	L Pateman	A Turnbull	S Goodlip	
DHORC 645 F1	28-Jun 2022	79'4"	<b>N Sismey (1)</b>	P Rees	C Bowles	
DHORC 646 GC	28-Jun 2022	79'4"	<b>L Pateman (2)</b>	A Smith	A Turnbull	
DHORC 664 GC	04-Apr 2023	79'4"	<b>S Goodlip (1)</b>	L Pateman	N Sismey	
DHORC 678 GC	03-Oct 2023	79'4"	A Smith	S Goodlip	R Litherland	
DHORC 726 F1	01-Apr 2025	79'4"	<b>A Smith (2)</b>	R Litherland	C Bowles	
DHORC 759 F1	31-Mar 2026	79'4"	R Litherland	L Pateman	A Smith	
DHORC 760 GC	31-Mar 2026	79'4"	<b>R Litherland (2)</b>	A Smith	L Pateman	
Juniors				1st	2nd	3rd
DHORC 631 F1	11-Jan 2022	79'4"	J Lawson	N/A	N/A	
DHORC 632 GC	11-Jan 2022	79'4"	R Litherland (1)	N/A	N/A	
DHORC 645 F1	28-Jun 2022	79'4"	L Bowles	J Thompson	E Doyle	
DHORC 646 GC	28-Jun 2022	79'4"	L Bowles	J Thompson	E Doyle	
DHORC 664 GC	04-Apr 2023	79'4"	<b>L Bowles (3)</b>	J Lawson	JJ Hughes-Dowd	
DHORC 678 GC	03-Oct 2023	79'4"	JJ Hughes-Dowd	J Woodhouse	H Smith	
DHORC 726 F1	01-Apr 2025	79'4"	<b>JJ Hughes-Dowd (2)</b>	J Graham	J Woodhouse	
DHORC 759 F1	31-Mar 2026	79'4"	<b>J Woodhouse (1)</b>	B Crunden	L Whittaker	
DHORC 760 GC	31-Mar 2026	79'4"	<b>B Crunden (1)</b>	J Woodhouse	L Whittaker	

Circuit Records

Lap Length 79'4"

Qualifying

F1/GC	A Smith	03Oct23
	125.4 Laps	
F1	R Litherland	31Mar26
	55.3	
GC	L Pateman	28Jun22
	73.0 Laps	

Fastest Laps

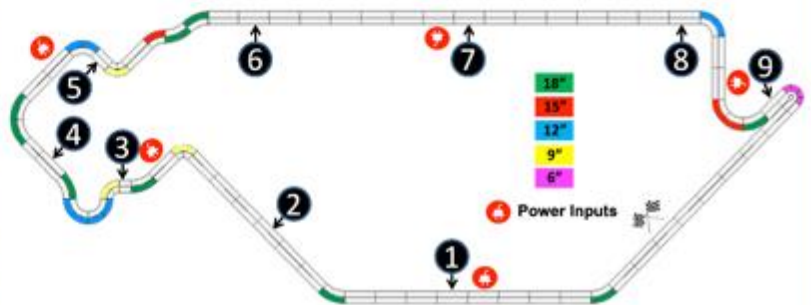
F1	S Goodlip	11Jan22
	5.46 secs	
GC	L Pateman	03Oct23
	4.13 secs	

Race Laps

F1	S Goodlip	03Oct23
	29.9 Laps	
GC	L Pateman	28Jun22
	38.8 Laps	

Final Points

4.5 Points	L Smith	31-Mar-26
------------	---------	-----------



**DHORC 759 & 760**



Jim Crunden took his 4<sup>th</sup> Early Parents' win of the year and continues to lead the Early Parents' Championship. He also set a PB.

GC Finals ADULT REPORT GC Finals

## Reuben bangs in 5 wins on the bounce!

**'A' Final** – Reuben Litherland can't stop winning in 2026, with his fifth straight win in the Adults, equalling his achievement in the Juniors! His 12<sup>th</sup> career win, half of them in 2026, came after beating Pole sitter **Angus Smith** by exactly a lap, despite the latter lapping considerably quicker, 4.18 seconds to 4.54. With his 100<sup>th</sup> Pole in his 250<sup>th</sup> Club Night, Angus became the fourth centurion to reach this goal, with **Lee Pateman**, in third here, seven laps back, clearly in the lead with front row starts on 133 to date. Angus' 73.3 laps to take Pole actually beat Lee's 28Jun22 record of 73.0 laps. Continuing the theme, in his 650<sup>th</sup> Club Night Lee also took a record 295<sup>th</sup> fastest lap, his first since 30sep25 at Pukekohe, while Angus took his first best race laps of the year to take him to 99.

With Reuben taking his 4th and 5th consecutive wins at Long Beach he extends his Championship lead over Lee from 20 to 41 points, and with Lee taking 2nd and 3rd place finishes he increases his lead over third placed **Nick Sismey**, who only finished sixth here, from 37 to 54 points. **Lewis Blacker** joined the three podium sitters in the 'A' having won through from the 'B', exactly two laps behind Lee. All four cars finished on the same piece of track as shown on Page 41.



Mike Gretton took his second Masters win of the year and set a PB.

**'B' Final** – **Liam Smith** couldn't take two 'B' Final wins in a row, despite lapping slightly quicker than Lewis, as the latter made his way to his second 'A' Final appearance of the year by 2.2 laps. In sixth behind Liam by 1.2 laps was Nick who had shared sixth on the grid with Lewis on 53.3 laps, Nick getting the better lane choice with the best race laps score. Little did it help him!

**Denis Latham** won through from the 'C' to take seventh, having qualified on the same laps as Liam, 52.7 laps a piece, to secure joint eighth on the grid, but Liam went straight into the 'B' thanks to his better race laps' score. Despite taking fourth in the 'B', 4.6 laps back, Denis' 2.5 Final points took him into sole lead of the Final Challenge Championship with Lewis and Nick in joint second, just a point back.

**'C' Final** – **Matt Blood** took his best grid position with tenth beating his 11<sup>th</sup> set way back when on 18Sep12 at Silverstone. Dropping 1.5 laps to Denis despite lapping 0.17 seconds a lap quicker, Matt moved up two positions to eighth at the flag. **Stuart Gray** couldn't quite match his eighth place finish in F1 taking ninth in GC, his third ninth place finish in the last four starts. While he finished in a different post code to Matt, 4.5 laps back, he was able to put 1.5 laps between himself and 'D' Final winner **Mike Gretton** who took his third straight tenth place finish. His 25.2 laps giving him the 'D' win was the 11<sup>th</sup> best race laps score of the evening, beating his 12<sup>th</sup> at Interlagos on 27Jan26. Otherwise he had been very consistent with a 20.9, a 20.9 and a 20.4 laps in his other three races, the latter here in the 'C'.

**'D' Final** – **Ryan Goodere's** first run with his GC car bought him 11<sup>th</sup> on the leaderboard, two places better than his F1 result. He lost 1.7 laps to Mike but gapped **Gordon Reynolds** by 0.6 laps, their lap times almost matching with Ryan recording a 6.11, Gordon a smidgen quicker with a 6.10 second lap as he finished in 12<sup>th</sup>. While Gordon matched his F1 result **Jim Dudley** went the opposite way to Ryan, from 11<sup>th</sup> to 13<sup>th</sup> here, nine tenths of a lap behind Gordon.

**Early Parents' 'E' Final** – **Jim Crunden** had qualified an incredible fourth overall, equalling his best grid position to date. Fellow Early Parent **Andrew Woodhouse** took fifth on the grid, but a tenth further back. Had they been running in the later Finals one of them could well have made an 'A' Final appearance. In the 'E' it was again just a tenth separating the two, Jim on 30.0, Andrew on 29.9 laps, so closely matched are they! Just 16 feet separated them after nine minutes of racing! Jim also set the fourth fastest lap of the Club Night beating his fifth on 22Jul25 at the dhorcingham oval. He continues to lead the Early Parents by 2 points as both he and Andrew scored the same points in California. They were the only two representatives of the five contending the Championship therefore Dan Hughes-Dowd remains in third but the gap increases from 9 to 48 points.

#### MASTERS REPORT

## Mike doubles up on wins in 2026

Mike took his second win of the year from Angus with Gordon, Nick and Stuart all sharing third while Jim took sixth.

Nick continues to lead Stuart by 3.0 points in the Masters' Championship as both recorded the same points haul in California. Jim and Angus move into joint third another 2.5 points back.





**Lewis Blacker and Denis Latham both won Finals in GC with the latter leading this year's Final Challenge Championship, a point ahead of the reigning Champion Lewis alongside Nick Sismey. Angus Smith took his 100<sup>th</sup> Pole in his 250<sup>th</sup> Club Night!**

JUNIOR REPORT

## Baxter gets back to winning ways!

**'A' Final** – **Baxter Crunden** was back atop the podium for the first time since his inaugural win in the F1 V-Jet race at the dhorcingham oval on 22Jul25. His second career victory followed his second Pole, also set at dhorcingham last year but in the Bulldog GC Club Night. Not only did he take Pole, but he also beat Lewis Bowles track record of 48.7 laps, set on 28Jun22, scoring 49.4 laps in his six-minutes of Qualifying. Baxter's Pole gap to **Jenson Woodhouse** was 0.2 laps, twice that of their dad's gap above. That grew to 2.3 laps in the 'A' although Jenson took his 7<sup>th</sup> (2<sup>nd</sup>) fastest lap and 12<sup>th</sup> (2<sup>nd</sup>) best race laps thanks to his Yellow Lane run in Qualifying, both back-to-back results.

**Luca Whittaker** also took back-to-back results with two third place finishes on the West Coast, trailing Jenson by 5.2 laps. **Ellis Woodhouse** moved up from the 'B' to take on older brother Jenson, Baxter and Luca. The closest he got was to Luca as he closed out the 'A' in fourth for the third time in succession.

With the absence of the reigning double Junior Champion and former 2026 Championship leader JJ Hughes-Dowd, Jenson took advantage to go from a 36 point deficit in second place to a 56 point lead. Luca remains in third 60 points back.

Jenson also continues to lead the Final Challenge by half a point, but from Baxter this time (JJ dropping from second to fifth) while Luca again remains in third, but his deficit increases from 1.5 to 3.0 points. Ellis now joins Luca in third thanks to his GC 'B' Final win



**'B' Final** – **Charlie Youart** gave Ellis a good run for his money here taking back-to-back fifth place finishes, his fifth of the year!



Baxter Crunden took his second Pole and victory, while new kid on the block Ryan Goodere finished 11<sup>th</sup> in GC two places better than his F1 run.



Ellis Woodhouse won the Junior 'B' finishing in 4<sup>th</sup>, Charlie Youart in 5<sup>th</sup>

# Race Results




Who Came Where?

Who Scored What?



Luca Whittaker took back-to-back third placed finishes at Long Beach

DERBY HO SLOT CAR CLUB CHAMPIONSHIP RACE 760															
Long Beach - 31 March 2026 - GC - Round 09															
MASTER POINTS TABLE (NM = NON MEMBER)															
															
QUALIFYING					FASTEST LAPS					POINTS TOTAL					
POS	ADULT	LAPS	ADULT	PTS	POS	ADULT	TIME	MPH	POS	ADULT	LAPS	ADULT	PTS	PTS	
1	A Smith (M)	73.3	1	R Litherland	45	1	L Pateman	4.14	13.065	1	A Smith (M)	37.4	1	R Litherland	45
2	R Litherland	70.2	2	A Smith (M)	38	2	A Smith (M)	4.18	12.940	2	L Pateman	35.9	2	A Smith (M)	41
3	L Pateman	64.4	3	R Litherland	34	3	R Litherland	4.50	12.020	3	R Litherland	35.2	3	L Pateman	36
4	J Crunden	53.9	4	L Blacker	31	4	J Crunden	5.04	10.732	4	L Blacker	31.1	4	L Blacker	31
5	A Woodhouse	53.8	5	L Smith	29	5	A Woodhouse	5.11	10.585	5	J Crunden	30.0	5	L Smith	29
6	N Sismey (M)	53.3	6	N Sismey (M)	28	6	L Blacker	5.15	10.503	6	A Woodhouse	29.9	6	N Sismey (M)	28
7	L Blacker	53.3	7	D Latham	27	7	L Smith	5.16	10.483	7	L Smith	28.9	7	D Latham	27
8	L Smith	52.7	8	M Blood	26	8	M Blood	5.61	9.642	8	N Sismey (M)	28.2	8	M Blood	26
9	D Latham	52.7	9	S Gray (M)	25	9	D Latham	5.63	9.608	9	D Latham	27.9	9	S Gray (M)	25
10	M Blood	48.8	10	M Gretton (M)	24	10	R Goodere	5.65	9.574	10	M Blood	26.4	10	M Gretton (M)	24
11	S Gray (M)	44.8	11	R Goodere	23	11	N Sismey (M)	5.66	9.557	11	M Gretton (M)	25.2	11	R Goodere	23
12	J Dudley (M)	44.0	12	G Reynolds (M)	22	12	M Gretton (M)	5.88	9.199	12	S Gray (M)	24.0	12	G Reynolds (M)	22
13	R Goodere	42.9	13	J Dudley (M)	21	13	G Reynolds (M)	6.10	8.867	13	R Goodere	23.5	13	J Dudley (M)	21
14	M Gretton (M)	41.8	14	J Crunden	20	14	S Gray (M)	6.12	8.838	14	J Dudley (M)	23.4	14	J Crunden	20
15	G Reynolds (M)	39.6	15	A Woodhouse	19	15	J Dudley (M)	6.35	8.518	15	G Reynolds (M)	22.9	15	A Woodhouse	19
QUALIFYING					FASTEST LAPS					POINTS TOTAL					
POS	JUNIOR	LAPS	JUNIOR	PTS	POS	JUNIOR	TIME	MPH	POS	JUNIOR	LAPS	JUNIOR	PTS	PTS	
1	B Crunden	49.4	1	B Crunden	45	1	J Woodhouse	5.35	10.110	1	J Woodhouse	26.2	1	B Crunden	46
2	J Woodhouse	49.2	2	J Woodhouse	38	2	B Crunden	5.44	9.943	2	B Crunden	25.6	2	J Woodhouse	42
3	L Whittaker	39.4	3	L Whittaker	34	3	L Whittaker	6.45	8.386	3	E Woodhouse	21.0	3	L Whittaker	34
4	C Youart	35.3	4	E Woodhouse	31	4	E Woodhouse	6.62	8.171	4	L Whittaker	20.2	4	E Woodhouse	31
5	E Woodhouse	31.5	5	C Youart	29	5	C Youart	6.99	7.738	5	C Youart	19.0	5	C Youart	29

Final Points					
POS	ADULT	PTS	POS	ADULT	PTS
1	L Blacker	2.5	1	E Woodhouse	2.5
1	D Latham	2.5	2	B Crunden	2.0
1	M Gretton (M)	2.5	3	J Woodhouse	1.5
4	R Litherland	2.0	3	C Youart	1.5
4	J Crunden	2.0	5	L Whittaker	1.0
6	A Smith (M)	1.5			
6	A Woodhouse	1.5			
6	L Smith	1.5			
6	M Blood	1.5			
6	R Goodere	1.5			
11	L Pateman	1.0			
11	N Sismey (M)	1.0			
11	S Gray (M)	1.0			
11	G Reynolds (M)	1.0			
15	J Dudley (M)	0.5			



Gordon Reynolds took back-to-back 12<sup>th</sup> placed finishes, Lee Pateman took a record 295<sup>th</sup> fastest lap in his 650<sup>th</sup> Club Night finishing 3<sup>rd</sup>, while Liam Smith took a 5<sup>th</sup> here following a 4<sup>th</sup> in F1. Parc Ferme below.



CL	NAME	YELLOW		RED		QUAL LAPS	FIN POS	FIN PTS	FINAL 1		FINAL 2		FINAL 3		BEST		TOTAL LAPS	
		LAPS	TIME	LAPS	TIME				LAPS	TIME	LAPS	TIME	LAPS	TIME	LAPS	TIME		
																		TOTAL
A	A Smith (M)	35.9	4.27	37.4	4.19	73.3	A2	1.5	33.8	4.18					37.4	4.18	107.1	
A	R Litherland	35.0	4.56	35.2	4.50	70.2	A1	2.0	34.8	4.54					35.2	4.50	105.0	
A	L Pateman	35.9	4.14	28.5	4.41	64.4	A3	1.0	26.8	4.23					35.9	4.14	91.2	
A	J Crunden	24.8	5.62	29.1	5.21	53.9	E1	2.0	30.0	5.04					30.0	5.04	83.9	
A	A Woodhouse	27.8	5.60	26.0	5.74	53.8	E2	1.5	29.9	5.11					29.9	5.11	83.7	
A	N Sismey (M)	25.1	5.66	28.2	5.66	53.3	B3	1.0	27.2	5.79					28.2	5.66	80.5	
A	L Blacker	25.6	5.26	27.7	5.15	53.3	A4	2.5	31.1	5.21	24.8	5.41			31.1	5.15	109.2	
A	L Smith	24.9	5.26	27.8	5.23	52.7	B2	1.5	28.9	5.16					28.9	5.16	81.6	
A	D Latham	25.4	6.50	27.3	5.78	52.7	B4	2.5	27.9	5.88	24.3	5.63			27.9	5.63	104.9	
A	M Blood	23.1	5.78	25.7	5.81	48.8	C2	1.5	26.4	5.61					26.4	5.61	75.2	
A	S Gray (M)	20.8	7.18	24.0	6.29	44.8	C3	1.0	21.9	6.12					24.0	6.12	66.7	
A	J Dudley (M)	23.4	6.78	20.6	6.79	44.0	D4	0.5	22.0	6.35					23.4	6.35	66.0	
A	R Goodere	21.8	5.65	21.1	5.82	42.9	D2	1.5	23.5	6.11					23.5	5.65	66.4	
A	M Gretton (M)	20.9	6.18	20.9	5.88	41.8	C4	2.5	25.2	6.17	20.4	6.79			25.2	5.88	87.4	
A	G Reynolds (M)	22.3	6.96	17.3	7.03	39.6	D3	1.0	22.9	6.10					22.9	6.10	62.5	
J	B Crunden	25.4	5.44	24.0	5.98	49.4	A1	2.0	25.6	5.67					25.6	5.44	75.0	
J	J Woodhouse	26.2	5.35	23.0	5.56	49.2	A2	1.5	23.3	6.43					26.2	5.35	72.5	
J	L Whittaker	19.2	7.56	20.2	6.73	39.4	A3	1.0	18.1	6.45					20.2	6.45	57.5	
J	C Youart	19.0	7.28	16.3	8.79	35.3	B2	1.5	18.3	6.99					19.0	6.99	53.6	
J	E Woodhouse	16.5	6.62	15.0	7.45	31.5	A4	2.5	21.0	6.71	14.4	7.15			21.0	6.62	66.9	
															TOTAL FEET	126,678.9	TOTAL LAPS	1,596.8



DERBY H:O SLOT CAR CLUB CHAMPIONSHIP RACE 760  
**Long Beach - 31 March 2026 - GC - Round 09**



QUALIFYING AND FINAL RACE RESULTS



Junior 'B' – Charlie (5<sup>th</sup>) and winner Ellis

Everyone's  
**Best Results**  
At This Circuit



**What are my Best Scores?**  
**Who Have I Beaten?**



Junior 'A' – Ellis (4<sup>th</sup>), winner Baxter, Jenson Woodhouse (2<sup>nd</sup>) and Luca (3<sup>rd</sup>)



**Long Beach Best Off Chart 3 - GC (Adults)**

Qualifying					Fastest Laps					Race Laps				
Pos	Adult	Laps	MPH	Date	Pos	Adult	Time	MPH	Date	Pos	Adult	Laps	MPH	Date
1	A Smith	73.3	11.013	31-Mar-26	1	L Pateman	4.13	13.097	03-Oct-23	1	L Pateman	38.8	11.660	28-Jun-22
2	L Pateman	73.0	10.968	28-Jun-22	2	A Smith	4.14	13.065	03-Oct-23	2	A Smith	37.7	11.329	03-Oct-23
3	R Litherland	70.2	10.548	31-Mar-26	3	S Goodlip (M)	4.25	12.727	03-Oct-23	3	S Goodlip (M)	36.2	10.878	03-Oct-23
4	A Turnbull	65.8	9.887	28-Jun-22	4	R Litherland	4.50	12.020	31-Mar-26	4	R Litherland	35.9	10.788	03-Oct-23
5	P Rees (M)	61.8	9.286	28-Jun-22	5	C Bowles	4.62	11.708	01-Apr-25	5	N Sismey (M)	34.8	10.458	03-Oct-23
6	N Sismey (M)	61.2	9.195	28-Jun-22	6	D Garbett (M)	4.65	11.632	11-Jan-22	6	A Turnbull	33.6	10.097	28-Jun-22
7	S Goodlip (M)	61.1	9.180	11-Jan-22	7	N Sismey (M)	4.72	11.460	03-Oct-23	7	C Bowles	33.4	10.037	28-Jun-22
8	C Bowles	60.6	9.105	28-Jun-22	8	J Lamb	4.90	11.039	11-Jan-22	8	P Rees (M)	32.5	9.766	11-Jan-22
9	D Garbett (M)	59.9	9.000	28-Jun-22	9	G Peach (M)	4.91	11.016	11-Jan-22	9	G Peach (M)	32.4	9.736	03-Oct-23
10	G Peach (M)	55.5	8.339	11-Jan-22	10	A Turnbull	4.92	10.994	28-Jun-22	10	L Blacker	31.1	9.346	31-Mar-26
11	J Crunden	53.9	8.099	31-Mar-26	11	L Blacker	4.93	10.972	01-Apr-25	11	L Smith	30.8	9.256	03-Oct-23
12	A Woodhouse	53.8	8.084	31-Mar-26	12	P Rees (M)	4.97	10.883	11-Jan-22	12	D Garbett (M)	30.4	9.135	28-Jun-22
13	D Turnbull	53.4	8.023	28-Jun-22	13	H Smith	5.04	10.732	03-Oct-23	13	R Lawson	30.3	9.105	03-Oct-23
14	L Blacker	53.3	8.008	31-Mar-26	13	J Crunden	5.04	10.732	31-Mar-26	14	J Crunden	30.0	9.015	31-Mar-26
15	D Latham	52.7	7.918	31-Mar-26	15	A Woodhouse	5.11	10.585	31-Mar-26	15	A Woodhouse	29.9	8.985	31-Mar-26
15	L Smith	52.7	7.918	31-Mar-26	16	R Lawson	5.12	10.565	03-Oct-23	16	J Lamb	29.2	8.775	11-Jan-22
17	A Thompson	50.4	7.573	28-Jun-22	17	L Smith	5.16	10.483	31-Mar-26	17	D Turnbull	28.4	8.534	04-Apr-23
18	R Lawson	48.8	7.332	11-Jan-22	18	C Cooper	5.30	10.206	11-Jan-22	18	A Stevenson	28.1	8.444	03-Oct-23
18	M Blood	48.8	7.332	31-Mar-26	19	JJ Hughes-Dowd	5.33	10.148	04-Apr-23	19	H Smith	27.9	8.384	03-Oct-23
20	C Cooper	48.6	7.302	11-Jan-22	20	J Litherland	5.37	10.073	03-Oct-23	19	D Latham	27.9	8.384	31-Mar-26
21	S Gray (M)	48.3	7.257	28-Jun-22	21	D Turnbull	5.40	10.017	11-Jan-22	21	J Lawson	27.8	8.354	04-Apr-23
22	J Lamb	48.2	7.242	11-Jan-22	22	L Bowles	5.52	9.799	04-Apr-23	22	L Bowles	27.6	8.294	04-Apr-23
23	J Dudley (M)	44.0	6.611	31-Mar-26	23	J Lawson	5.60	9.659	03-Oct-23	23	JJ Hughes-Dowd	26.8	8.054	03-Oct-23
24	R Goodere	42.9	6.446	31-Mar-26	24	M Blood	5.61	9.642	31-Mar-26	24	M Blood	26.4	7.933	31-Mar-26
25	M Gretton	41.8	6.281	31-Mar-26	25	D Latham	5.63	9.608	31-Mar-26	25	J Litherland	26.2	7.873	03-Oct-23
26	G Reynolds (M)	39.6	5.950	31-Mar-26	26	R Goodere	5.65	9.574	31-Mar-26	26	C Cooper	26.1	7.843	11-Jan-22
27	M Dutson	37.9	5.695	28-Jun-22	27	A Stevenson	5.70	9.490	03-Oct-23	27	S Gray (M)	25.5	7.663	11-Jan-22
28	A Stevenson	N/A	N/A	N/A	28	M Dutson	5.73	9.440	28-Jun-22	27	D Hughes-Dowd	25.5	7.663	01-Apr-25
28	C Blake	N/A	N/A	N/A	29	L Haymes	5.87	9.215	03-Oct-23	29	A Thompson	25.2	7.573	28-Jun-22
28	D Hughes-Dowd	N/A	N/A	N/A	30	M Gretton	5.88	9.199	31-Mar-26	29	S Whittaker (M)	25.2	7.573	01-Apr-25
28	H Smith	N/A	N/A	N/A	31	A Thompson	5.93	9.122	28-Jun-22	29	M Gretton	25.2	7.573	31-Mar-26
28	J Lawson	N/A	N/A	N/A	31	S Whittaker (M)	5.93	9.122	01-Apr-25	32	M Dutson	25.0	7.513	28-Jun-22
28	J Litherland	N/A	N/A	N/A	33	D Hughes-Dowd	5.95	9.091	01-Apr-25	33	M Graham	24.4	7.332	01-Apr-25
28	J Mills	N/A	N/A	N/A	34	S Gray (M)	6.06	8.926	03-Oct-23	34	L Haymes	23.9	7.182	03-Oct-23
28	J Wardle	N/A	N/A	N/A	35	G Reynolds (M)	6.10	8.867	31-Mar-26	35	R Goodere	23.5	7.062	31-Mar-26
28	JJ Hughes-Dowd	N/A	N/A	N/A	36	M Graham	6.13	8.824	01-Apr-25	36	J Dudley (M)	23.4	7.032	31-Mar-26
28	K Spink (M)	N/A	N/A	N/A	37	S Smith	6.25	8.655	03-Oct-23	37	G Reynolds (M)	22.9	6.882	31-Mar-26
28	L Bowles	N/A	N/A	N/A	38	J Dudley (M)	6.35	8.518	31-Mar-26	38	S Smith	21.2	6.371	03-Oct-23
28	L Haymes	N/A	N/A	N/A	39	M Blake	6.73	8.037	01-Apr-25	39	C Blake	20.8	6.250	01-Apr-25
28	M Blake	N/A	N/A	N/A	40	N Jarram	6.80	7.955	01-Apr-25	40	N Jarram	20.4	6.130	01-Apr-25
28	M Graham	N/A	N/A	N/A	41	J Wardle	6.82	7.931	01-Apr-25	41	M Blake	19.8	5.950	01-Apr-25
28	N Jarram	N/A	N/A	N/A	42	K Spink (M)	7.11	7.608	01-Apr-25	42	K Spink (M)	19.3	5.800	01-Apr-25
28	S Smith	N/A	N/A	N/A	43	C Blake	7.12	7.597	01-Apr-25	43	J Wardle	17.8	5.349	01-Apr-25
28	S Whittaker (M)	N/A	N/A	N/A	44	J Mills	8.42	6.424	01-Apr-25	44	J Mills	16.0	4.808	01-Apr-25

**Long Beach Best Off Chart 3 - GC (Juniors)**

Qualifying					Fastest Laps					Race Laps				
Pos	Junior	Laps	MPH	Date	Pos	Junior	Time	MPH	Date	Pos	Junior	Laps	MPH	Date
1	B Crunden	49.4	7.422	31-Mar-26	1	J Lawson	5.09	10.627	03-Oct-23	1	H Smith	27.9	8.384	03-Oct-23
2	J Woodhouse	49.2	7.392	31-Mar-26	2	H Smith	5.23	10.342	03-Oct-23	2	L Bowles	27.6	8.294	04-Apr-23
3	L Bowles	48.7	7.317	28-Jun-22	3	J Woodhouse	5.35	10.110	31-Mar-26	3	JJ Hughes-Dowd	27.2	8.174	01-Apr-25
4	J Lawson	47.4	7.122	11-Jan-22	4	B Crunden	5.44	9.943	31-Mar-26	4	JT Hughes-Dowd	26.9	8.084	01-Apr-25
5	L Whittaker	39.4	5.920	31-Mar-26	5	JJ Hughes-Dowd	5.49	9.853	03-Oct-23	5	J Lawson	26.2	7.873	03-Oct-23
6	J Thompson	39.3	5.905	28-Jun-22	6	L Bowles	5.73	9.440	28-Jun-22	5	J Woodhouse	26.2	7.873	31-Mar-26
7	E Doyle	36.1	5.424	28-Jun-22	7	E Doyle	5.88	9.199	28-Jun-22	7	B Crunden	25.6	7.693	31-Mar-26
8	C Youart	35.3	5.304	31-Mar-26	8	JT Hughes-Dowd	5.98	9.045	01-Apr-25	8	J Thompson	23.2	6.972	28-Jun-22
9	E Woodhouse	31.5	N/A	31-Mar-26	9	J Thompson	6.32	8.559	04-Apr-23	9	T Stevenson	22.9	6.882	01-Apr-25
10	H Smith	N/A	N/A	N/A	10	J Graham	6.37	8.491	01-Apr-25	10	E Doyle	21.3	6.401	28-Jun-22
10	J Graham	N/A	N/A	N/A	11	L Whittaker	6.45	8.386	31-Mar-26	11	E Woodhouse	21.0	6.311	31-Mar-26
10	JJ Hughes-Dowd	N/A	N/A	N/A	12	E Woodhouse	6.62	8.171	31-Mar-26	12	J Graham	20.8	6.250	01-Apr-25
10	JT Hughes-Dowd	N/A	N/A	N/A	13	M Blake	6.73	8.037	01-Apr-25	13	Z Brazell	20.7	6.220	01-Apr-25
10	M Blake	N/A	N/A	N/A	14	Z Brazell	6.78	7.978	01-Apr-25	14	L Whittaker	20.2	6.070	31-Mar-26
10	T Stevenson	N/A	N/A	N/A	15	T Stevenson	6.82	7.931	01-Apr-25	15	M Blake	19.8	5.950	01-Apr-25
10	Z Brazell	N/A	N/A	N/A	16	C Youart	6.99	7.738	31-Mar-26	16	C Youart	19.0	5.710	31-Mar-26



Early Parents' 'E' – Winner Jim (14<sup>th</sup>) and Andrew Woodhouse (15<sup>th</sup>)

# Championship Tables



Those All Important  
**Points!**



Adult 'D' – Ryan (11<sup>th</sup>), Jim Dudley (13<sup>th</sup>), winner Mike and Gordon (12<sup>th</sup>)



**Championship  
Leaders 31Mar26  
After Round 09**



**Adult**

**Junior**

**Championship**

**Championship**

**Reuben Litherland**

**Jenson Woodhouse**

**Final Challenge**

**Final Challenge**

**Denis Latham**

**Jenson Woodhouse**

**King of Speed**

**King of Speed**

**TBA**

**TBA**

Top Adult Points at dhorcingham oval

Top Junior Points at dhorcingham oval

**Other**

**Masters (56+)**

**Early Parents**

**Nick Sismey**

**Jim Crunden**

**Alan Bullock**

**Bob Chadwick**

**TBA**

**TBA**

Winner of last Adult Club Night in August

Winner of last Adult Club Night in October

Key: **Orange** = New Leader, **Green** = Champion



Adult 'C' – Mike (10<sup>th</sup>), Matt Blood (8<sup>th</sup>), winner Denis and Stuart Gray (9<sup>th</sup>)



DHORC Championship 2026 after Round 09															
Pos	Competitor Name (Adults)	Wins	MIA F1	INT F1	INT GC	CAD F1	CAD GC	MON F1	MON GC	LB F1	LB GC	Total	Best (75%)	Diff	
			1	2	3	4	5	6	7	8	9	38	TBA		
			06-Jan	27-Jan	27-Jan	17-Feb	17-Feb	10-Mar	10-Mar	31-Mar	31-Mar	Scores	Scores		
1	R Litherland	6	27	29	45	29	46	47	46	50	45	364	364		
2	L Pateman	1	39	38	29	48	38	27	30	38	36	323	323	41	
3	N Sismey (M)		28	31	28	38	27	26	34	29	28	269	269	54	
4	L Blacker		29	27	31	26	28	27	27	27	31	253	253	16	
5	A Smith (M)		33	DNS	DNS	29	38	34	38	34	41	247	247	6	
6	S Gray (M)		26	26	23	28	24	25	25	26	25	228	228	19	
7	L Smith		DNS	DNS	DNS	36	29	41	29	31	29	195	195	33	
8	D Latham		24	28	27	DNS	DNS	29	26	28	27	189	189	6	
9	J Crunden		17	22	19	21	21	22	22	19	20	183	183	6	
10	A Woodhouse		16	20	21	22	22	21	20	20	19	181	181	2	
11	C Bowles		35	36	36	DNS	DNS	31	33	DNS	DNS	171	171	10	
12	J Dudley (M)		20	24	26	25	26	DNS	DNS	23	21	165	165	6	
13	G Reynolds (M)		23	DNS	DNS	24	25	24	23	22	22	163	163	2	
14	S Goodlip (M)	2	46	48	41	DNS	DNS	DNS	DNS	DNS	DNS	135	135	28	
15	D Hughes-Dowd		15	19	18	20	20	20	21	DNS	DNS	133	133	2	
16	C Blake		22	23	25	DNS	DNS	23	24	DNS	DNS	117	117	16	
17	M Gretton (M)		19	25	24	DNS	DNS	DNS	DNS	24	24	116	116	1	
18	S Whittaker (M)		18	21	22	23	23	DNS	DNS	DNS	DNS	107	107	9	
19	M Graham		DNS	18	20	DNS	DNS	19	19	DNS	DNS	76	76	31	
19	M Blood		25	DNS	DNS	DNS	DNS	DNS	DNS	25	26	76	76		
21	JJ Hughes-Dowd		DNS	DNS	DNS	31	31	DNS	DNS	DNS	DNS	62	62	14	
22	R Goodere		DNS	DNS	DNS	DNS	DNS	DNS	DNS	21	23	44	44	18	
23	B Johnson (M)		21	DNS	DNS	DNS	DNS	DNS	DNS	DNS	DNS	21	21	23	
Pos	(Juniors)	Wins	752	753	754	755	756	757	758	759	760	Total	75%	Diff	
1	J Woodhouse	3	39	40	38	38	38	45	45	50	42	375	375		
2	JJ Hughes-Dowd	5	49	48	50	50	50	36	36	DNS	DNS	319	319	56	
3	L Whittaker		34	31	31	31	34	34	28	34	34	291	291	28	
4	C Youart		28	27	29	29	29	27	27	29	29	254	254	37	
5	B Crunden	1	31	29	28	DNS	DNS	28	34	38	46	234	234	20	
6	E Woodhouse		29	28	27	34	31	DNS	DNS	31	31	211	211	23	
7	J Graham		DNS	34	34	DNS	DNS	38	29	DNS	DNS	135	135	76	
8	M Blake		DNS	26	26	DNS	DNS	29	38	DNS	DNS	119	119	16	
Pos	(Masters)	Wins	752	753	754	755	756	757	758	759	760	Total	75%	Diff	
1	N Sismey (M)	3	3.0	2.5	1.0	1.5	0.5	1.5	3.0	1.5	1.0	15.5	15.5		
2	S Gray (M)	2	1.5	1.5	1.5	3.0	0.5	1.0	1.0	1.5	1.0	12.5	12.5	3.0	
3	J Dudley (M)	2	1.5	0.5	3.5	1.0	1.5	DNS	DNS	1.5	0.5	10.0	10.0	2.5	
3	A Smith (M)	1	0.5	DNS	DNS	1.5	1.0	3.0	1.5	1.0	1.5	10.0	10.0		
5	S Whittaker (M)	1	2.0	1.5	2.0	2.0	2.0	DNS	DNS	DNS	DNS	9.5	9.5	0.5	
6	G Reynolds (M)		1.5	DNS	DNS	0.5	1.0	2.5	1.5	1.0	1.0	9.0	9.0	0.5	
7	M Gretton (M)	2	1.0	3.0	0.5	DNS	DNS	DNS	DNS	0.5	2.5	7.5	7.5	1.5	
8	S Goodlip (M)		2.0	2.0	1.5	DNS	DNS	DNS	DNS	DNS	DNS	5.5	5.5	2.0	
9	B Johnson (M)		0.5	DNS	DNS	DNS	DNS	DNS	DNS	DNS	DNS	0.5	0.5	5	
Pos	(Early Parents)	Wins	752	753	754	755	756	757	758	759	760	Total	75%	Diff	
1	J Crunden	4	17	22	19	21	21	22	22	19	20	183	183		
2	A Woodhouse	1	16	20	21	22	22	21	20	20	19	181	181	2	
3	D Hughes-Dowd		15	19	18	20	20	20	21	DNS	DNS	133	133	48	
4	S Whittaker (M)	4	18	21	22	23	23	DNS	DNS	DNS	DNS	107	107	26	
5	M Graham		DNS	18	20	DNS	DNS	19	19	DNS	DNS	76	76	31	



Adult 'B' – Denis (7<sup>th</sup>), Nick Sismey (6<sup>th</sup>), winner Lewis and Liam (5<sup>th</sup>)



DHORC Final Challenge 2026 Round 09													
Pos	Competitor Name (Adult)	Final Wins	MIA F1	INT F1	INT GC	CAD F1	CAD GC	MON F1	MON GC	LB F1	LB GC	Results	
			1	2	3	4	5	6	7	8	9	(37)	Turn Up
			06-Jan	27-Jan	27-Jan	17-Feb	17-Feb	10-Mar	10-Mar	31-Mar	31-Mar	Points	Rate
1	D Latham	4	4.5	3.0	2.5	DNS	DNS	1.5	1.5	1.0	2.5	16.5	77.78%
2	N Sismey (M)	3	3.0	2.5	1.0	1.5	0.5	1.5	3.0	1.5	1.0	15.5	100.00%
2	L Blacker	4	1.5	0.5	2.5	1.5	1.0	3.0	2.5	0.5	2.5	15.5	100.00%
4	R Litherland	6	0.5	1.5	2.0	0.5	2.0	2.0	2.0	2.0	2.0	14.5	100.00%
5	J Crunden	4	1.5	2.0	0.5	1.0	1.0	2.0	2.0	1.5	2.0	13.5	100.00%
5	L Smith	3	DNS	DNS	DNS	1.0	3.5	1.5	1.5	4.5	1.5	13.5	100.00%
7	S Gray (M)	1	1.5	1.5	1.5	3.0	0.5	1.0	1.0	1.5	1.0	12.5	100.00%
7	A Woodhouse	1	1.0	1.0	1.5	1.5	1.5	1.5	1.0	2.0	1.5	12.5	100.00%
9	L Pateman	1	1.5	1.5	1.5	2.0	1.5	0.5	1.0	1.5	1.0	12.0	100.00%
10	J Dudley (M)	1	1.5	0.5	3.5	1.0	1.5	DNS	DNS	1.5	0.5	10.0	77.78%
10	A Smith (M)	1	0.5	DNS	DNS	1.5	1.0	3.0	1.5	1.0	1.5	10.0	77.78%
12	S Whittaker (M)	4	2.0	1.5	2.0	2.0	2.0	DNS	DNS	DNS	DNS	9.5	55.56%
13	G Reynolds (M)	1	1.5	DNS	DNS	0.5	1.0	2.5	1.5	1.0	1.0	9.0	77.78%
14	D Hughes-Dowd	1	0.5	2.5	1.5	0.5	0.5	1.0	1.5	DNS	DNS	8.0	77.78%
15	C Blake	1	1.0	1.5	1.0	DNS	DNS	1.5	2.5	DNS	DNS	7.5	55.56%
15	M Gretton (M)	2	1.0	3.0	0.5	DNS	DNS	DNS	DNS	0.5	2.5	7.5	55.56%
17	C Bowles	1	3.0	1.0	1.0	DNS	DNS	0.5	0.5	DNS	DNS	6.0	55.56%
18	S Goodlip (M)	2	2.0	2.0	1.5	DNS	DNS	DNS	DNS	DNS	DNS	5.5	33.33%
18	M Graham	1	DNS	1.5	3.0	DNS	DNS	0.5	0.5	DNS	DNS	5.5	50.00%
18	M Blood	1	1.0	DNS	DNS	DNS	DNS	DNS	DNS	3.0	1.5	5.5	33.33%
21	JJ Hughes-Dowd	2	DNS	DNS	DNS	2.5	2.5	DNS	DNS	DNS	DNS	5.0	33.33%
22	R Goodere		DNS	DNS	DNS	DNS	DNS	DNS	DNS	0.5	1.5	2.0	100.00%
23	B Johnson (M)		0.5	DNS	DNS	DNS	DNS	DNS	DNS	DNS	DNS	0.5	11.11%
Pos	(Junior)	Wins	752	753	754	755	756	757	758	759	760	Points	Rate
1	J Woodhouse	3	1.5	1.5	1.5	1.5	1.5	2.0	2.0	2.0	1.5	15.0	100.00%
2	B Crunden	4	2.5	1.5	1.0	DNS	DNS	1.0	3.0	3.5	2.0	14.5	77.78%
3	L Whittaker	2	1.0	2.5	0.5	0.5	1.0	3.0	1.0	1.0	1.0	11.5	100.00%
3	E Woodhouse	3	1.5	1.0	0.5	3.0	2.5	DNS	DNS	0.5	2.5	11.5	77.78%
5	JJ Hughes-Dowd	5	2.0	2.0	2.0	2.0	2.0	0.5	0.5	DNS	DNS	11.0	77.78%
6	C Youart		1.0	0.5	1.5	1.5	1.5	0.5	0.5	1.5	1.5	10.0	100.00%
7	J Graham	1	DNS	1.0	3.0	DNS	DNS	1.5	1.5	DNS	DNS	7.0	50.00%
8	M Blake		DNS	0.0	0.0	DNS	DNS	1.5	1.5	DNS	DNS	3.0	50.00%
Turn Up Rates			100%	86%	85.71%	63.33%	63.33%	73.33%	73.33%	64.52%	64.52%	AVE	74.14%

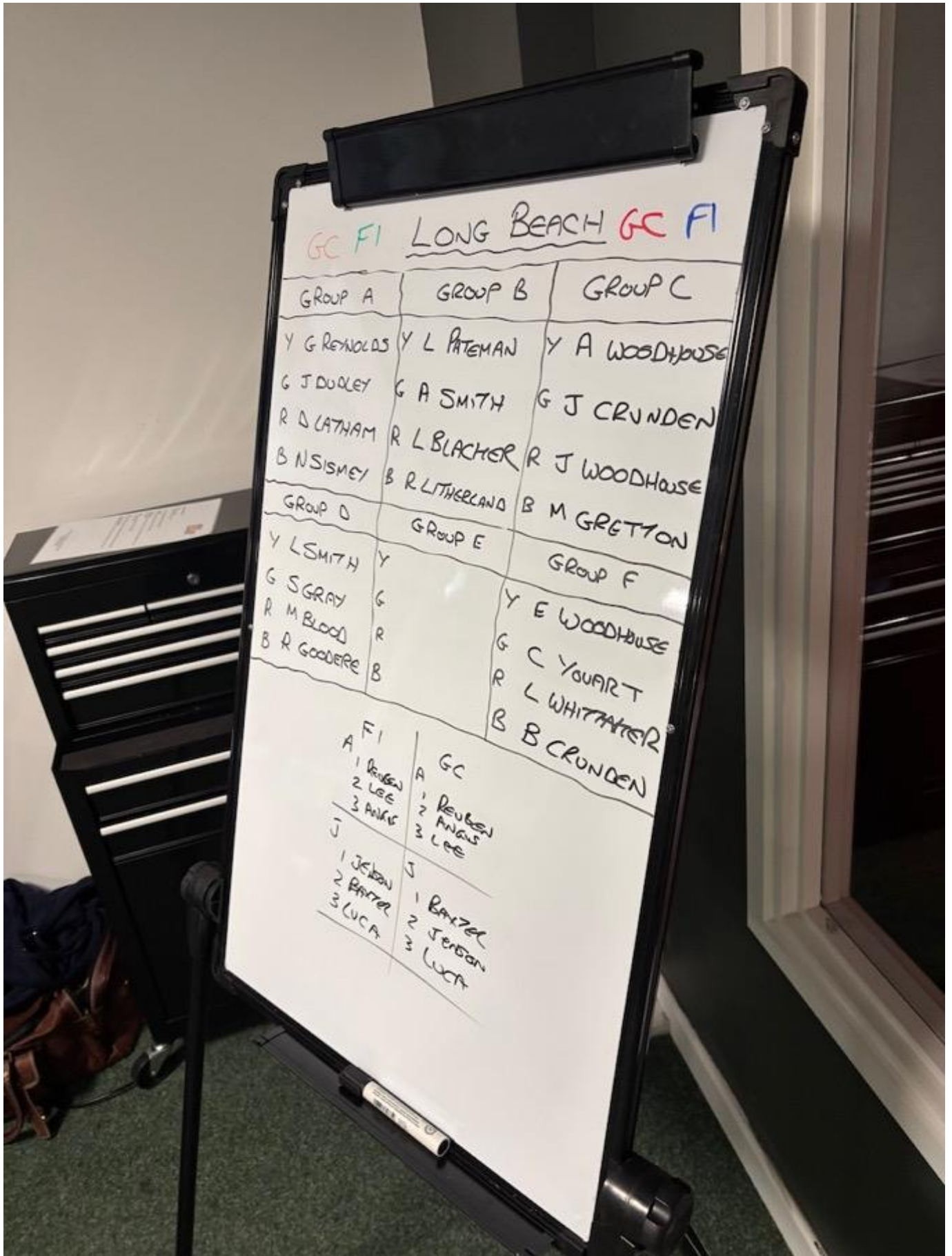


Adult 'A' – Lewis (4<sup>th</sup>), Angus (2<sup>nd</sup>), winner Reuben and Lee (3<sup>rd</sup>)





All four 'A' Final cars finished on the 8<sup>th</sup> tenth, but laps apart.



Qualifying Groups and Podiums

# Members' Statistics

## ADULT STATISTICS 1992-2026 - AFTER DHORC 760

Sheet 1 of 5 (Note: Highlighted Names are Current 2026 Members, CS = Best Consecutive Results)

MEETINGS (Junior & Adult) ATTENDED			RACES (Junior & Adult) COMPLETED			DRIVER RANKING			FINALS WON			
Pos	ADULT (1st Race)	No	Pos	ADULT	No	Pos	ADULT	SCORE	Pos	ADULT	No	CS
1	P REES (07Jul92)	710	1	P REES	3,964	1	* A SMITH	2.475	1	L PATEMAN	294	(5)
2	N SISMEY (07Jul92)	707	2	N SISMEY	3,767	2	* S GOODLIP	2.575	2	P REES	255	(3)
3	L PATEMAN (01Sep92)	650	3	L PATEMAN	3,539	3	* J SISMEY	2.750	3	S GOODLIP	206	(4)
4	G PEACH (07Jan97)	457	4	G PEACH	2,548	4	* W LANDER	2.838	4	N SISMEY	187	(2)
5	S GOODLIP (01Jun93)	435	5	S GOODLIP	2,226	5	* R LITHERLAND	3.263	5	M CHADWICK	117	(3)
6	P BARBER	363	6	P BARBER	2,102	6	* M CHADWICK	3.813	6	A SMITH	114	(5)
7	A McPEAKE	299	7	A BULLOCK	1,802	7	* C BOWLES	4.224	7	L SMITH	109	(3)
8	A BULLOCK	292	8	A McPEAKE	1,658	8	* J TAGUE	4.538	8	J SISMEY	103	(4)
9	M CHADWICK	287	9	R MASTERS	1,598	9	* L PATEMAN	4.988	9	G PEACH	102	(2)
10	R MASTERS	280	10	M CHADWICK	1,537	10	* T MEASHAM	5.113	10	D McPEAKE	77	(2)
11	N LAMBERT	269	11	C ROYTHORNE	1,513	11	* J NEALE	5.200	11	L BLACKER	72	(3)
12	D TURNBULL (07Nov13)	256	12	N LAMBERT	1,479	12	* N SISMEY	5.575	12	A McPEAKE	66	(2)
12	L SMITH (29May07) (30)	256	13	L SMITH (1,806)	1,454	13	* A TURNBULL	5.775	12	A BULLOCK	66	(2)
14	A SMITH (07Jul92)	250	14	D McPEAKE	1,366	14	* K LYE	6.063	14	J TAGUE	64	(2)
15	C ROYTHORNE	249	15	R SEAMAN	1,313	15	* L SMITH	6.200	15	N LAMBERT	61	(2)
16	D McPEAKE	245	16	J SISMEY (1,957)	1,303	16	* C ROYTHORNE	6.350	15	M ALLSOPP	61	(3)
17	R SEAMAN	235	17	D TURNBULL	1,275	17	* G PEACH	6.438	17	R SEAMAN	60	(2)
18	J SISMEY (331)	211	18	M ALLSOPP	1,265	18	* D GARBETT	6.450	18	W LANDER	56	(2)
19	M ALLSOPP	203	19	A SMITH	1,116	19	* A McPEAKE	6.488	19	C ROYTHORNE	55	(2)
20	J LAMB	179	20	J LAMB	1,048	20	* R SEAMAN	6.550	20	R MASTERS	54	(2)
21	C BOWLES (28Mar95) (247)	171	21	S ANAND	976	21	* P REES	6.650	21	S ANAND	53	(3)
21	S GRAY (10Apr18)	171	22	P LEVERS	957	22	* L BLACKER	6.950	22	C BOWLES	52	(3)
23	P LEVERS	166	23	J LYMER	948	23	* R BLAKE	7.125	23	J LAMB	49	(3)
24	J TAGUE	165	24	J TAGUE	858	24	* T CHADWICK	7.250	24	P LEVERS	48	(2)
25	S ANAND	154	25	K ALCOCK	848	24	* S ANAND	7.250	25	R LITHERLAND	44	(3)
25	L BLACKER (30Apr19)	154	26	D EDWARDS	801	26	* A BULLOCK	7.438	26	A HOLLIDAY	43	(3)
27	J LYMER	146	27	C BOWLES (1,158)	756	27	* M ALLSOPP	7.488	27	I BRENTNALL	41	(2)
28	D EDWARDS	139	28	G WESTON	682	28	* R CROSSLAND	8.175	27	P BARBER	41	(2)
29	K ALCOCK	131	29	A HOLLIDAY	679	29	* JJ HUGHES-DOWD	8.538	29	J LYMER	38	(2)
30	B JOHNSON (29Mar94)	128	30	S GRAY	675	30	* D McPEAKE	8.563	30	D TURNBULL	37	(3)
31	A HOLLIDAY	123	31	W LANDER	661	31	* D BRENTNALL	8.838	30	JJ HUGHES-DOWD	37	(4)
32	L EDWARDS	116	32	L EDWARDS	654	32	* K PAYNE	8.850	32	B JOHNSON	34	(3)
33	S SMITH	115	33	J HOLMES	639	33	* J ROYTHORNE	8.938	33	G WESTON	33	(2)
33	R LAWSON (03Mar15)	115	34	L BLACKER	620	34	* J LEVERS	9.063	34	K ALCOCK	30	(3)
35	G WESTON	113	35	B JOHNSON	603	35	* D TURNBULL	9.088	34	A TURNBULL	30	(2)
35	R LITHERLAND (21May13) (264)	113	36	S SMITH	581	36	* A DAVIES	9.138	36	D EDWARDS	29	(2)
37	C HENRY	109	37	R LAWSON	577	37	* P LEVERS	9.188	36	D GARBETT	29	(2)
37	D GARBETT	109	38	C HENRY	552	38	* J LYMER	9.288	38	R BLAKE	26	(2)
39	W LANDER	104	39	D GARBETT	523	39	* S PANK	9.775	39	D BRENTNALL	25	(5)
40	D HUGHES-DOWD (18Oct22)	99	40	I BRENTNALL	511	40	* S WHITTAKER	9.813	39	M ROGERS	25	(3)
41	J HOLMES	98	41	R CROSSLAND	456	41	* D PASSELL	9.850	39	J HOLMES	25	
42	I BRENTNALL	94	42	T DINGLEY	455	42	* J LAMB	10.063	42	J NEALE	24	(2)
43	A WOODHOUSE (09Aug22)	93	43	J ROYTHORNE	432	43	* T DINGLEY	10.125	43	D HUGHES-DOWD	23	(2)
44	A TURNBULL (07Nov13) (240)	88	44	R LITHERLAND (1,318)	401	44	* D LATHAM	10.126	44	J LEVERS	22	(3)
45	T DINGLEY	87	45	A TURNBULL (1,294)	389	45	* I BRENTNALL	10.325	44	R CROSSLAND	22	(2)
46	R CROSSLAND	81	46	R BLAKE	383	46	* M KNIGHTON	10.363	46	S MINNIS	21	(3)
47	A STAMPER	76	47	A STAMPER	366	47	* G WESTON	10.375	46	S PANK	21	(2)
48	D LATHAM (21Feb23)	75	48	S PANK	364	48	* D EDWARDS	10.438	48	T DINGLEY	21	
49	S PANK	69	49	J LITHERLAND	362	49	* M ROGERS	10.463	49	J ROYTHORNE	20	(2)
49	J ROYTHORNE	69	50	S MINNIS	356	50	* B JOHNSON	10.539	50	C HENRY	19	

(Driver Ranking = Average Position in Qualifying, Final Position, Fastest Lap & Race Laps Over Last 20 club nights)

**ADULT STATISTICS 1992-2026 - AFTER DHORC 760**

Sheet 2 of 5 (Note: Highlighted Names are Current 2026 Members, CS = Best Consecutive Results)

MEETINGS (Junior & Adult)		RACES (Junior & Adult)		DRIVER RANKING		FINALS WON					
ATTENDED		COMPLETED		ADULT		ADULT					
Pos	ADULT (1st Race)	No	Pos	ADULT	No	Pos	ADULT				
51	JJ HUGHES-DOWD (172)	68	51	D HUGHES-DOWD	332	51	* J CRUNDEN	10.663	50	S GRAY	19
52	S MINNIS	67	52	J LEVERS	322	52	* A WOODHOUSE	11.325	52	A FEARN	18 (2)
53	R BLAKE	62	53	A FEARN (380)	319	53	* S MINNIS	11.400	53	D LATHAM	17 (2)
53	J LITHERLAND	62	54	J NEALE	318	54	* JT HUGHES-DOWD	11.500	54	S LANDER	14 (2)
53	A STEVENSON (18Oct22)	62	55	M ROGERS	308	55	* D HUGHES-DOWD	11.594	55	T CHADWICK	13 (2)
56	J NEALE	60	56	A WOODHOUSE	295	56	* S GRAY	11.613	55	A WOODHOUSE	13
57	M ROGERS	57	57	M MARTINEZ	289	57	* J HOLMES	12.350	57	J HITCHCOCK	12 (2)
58	M GRAHAM (20Feb24)	55	58	K LYE	263	58	* A HOLLIDAY	12.463	57	P FOXLEY	12 (2)
59	J LEVERS	53	59	G SCHULE	258	59	* K ALCOCK	12.613	57	R LAWSON	12
60	G SCHULE	52	60	D LATHAM	256	60	* A FEARN	12.625	60	T MEASHAM	11
60	M DUTSON (15Mar22)	52	61	C BULLOCK (639)	248	61	* M STURGESS	12.675	60	S SMITH	11
62	A FEARN	49	62	D BRENTNALL	225	62	* N LAMBERT	12.950	60	H SMITH	11
62	M MARTINEZ	49	62	T CHADWICK (999)	225	63	* P FOXLEY	12.963	60	J LAWSON	11 (3)
64	D OLIVER	45	64	D OLIVER	216	64	* H SMITH	13.138	60	JT HUGHES-DOWD	11 (2)
65	D WALKER	42	65	D WALKER	212	65	* G SCHULE	13.238	60	J CRUNDEN	11
65	K LYE	42	66	A DAVIES	211	66	* J TETLEY	13.313	66	D WALKER	10
67	D BRENTNALL	41	67	T MEASHAM (758)	208	67	* J LAWSON	13.488	66	D PASSELL	10 (2)
68	A THOMPSON	39	68	M KNIGHTON	206	68	* C HENRY	13.763	66	L EDWARDS	10
69	M KNIGHTON	36	69	A STEVENSON	204	69	* D GREEN	13.850	66	G REYNOLDS	10
69	T CHADWICK (183)	36	70	J CHELL	202	70	* M DUTSON	13.900	70	S DUNN	9 (2)
69	C BULLOCK (102)	36	71	D PASSELL	191	71	* R LAWSON	13.950	70	K LYE	9
72	S DUNN	35	72	S DUNN	183	71	* S SMITH	13.950	72	G LAMBERT	8 (4)
73	D PASSELL	34	73	A THOMPSON	179	73	* J LITHERLAND	14.125	72	J LITHERLAND	8
73	A DAVIES	34	74	M GRAHAM	175	74	* A STAMPER	14.300	72	C COOPER	8
73	G REYNOLDS (18Feb25)	34	75	P FOXLEY	172	75	* M GRAHAM	14.313	72	S WHITTAKER	8
76	T MEASHAM (126)	33	76	G LAMBERT	168	76	* R MASTERS	14.325	76	R CHADWICK	7 (2)
77	G LAMBERT	32	77	M STURGESS	163	77	* M HOLLAND	14.375	76	A DAVIES	7
77	P FOXLEY	32	78	S SUMNER	157	78	* J DUDLEY	14.450	76	M GRAHAM	7 (2)
77	C BLAKE (07Jan25)	32	79	B BRUCE	148	79	* N CHATTLE	14.488	79	M JUBB	6
77	J DUDLEY (11Mar25)	32	79	M DUTSON	148	80	* B BRUCE	14.563	79	A STAMPER	6
81	JT HUGHES-DOWD (81)	31	81	R CHADWICK	146	81	* A STEVENSON	14.588	79	C BULLOCK	6
81	S WHITTAKER (26Nov24)	31	82	J TETLEY	143	82	* C BLAKE	14.660	79	K PAYNE	6
81	J CRUNDEN (11Mar25)	31	83	K PAYNE	140	83	* L EDWARDS	14.800	79	J TETLEY	6 (2)
84	J CHELL	30	84	R HITCHCOCK	138	84	* C BULLOCK	15.138	79	T BALDOCK	6
85	M STURGESS	29	85	M HOLLAND	129	85	* G REYNOLDS	15.686	85	C SCHOFIELD	5 (2)
86	R HITCHCOCK	27	86	J HITCHCOCK	127	86	* D OLIVER	15.688	85	AJ McPEAKE	5 (2)
86	R CHADWICK	27	87	C SCHOFIELD	124	87	* S DUNN	15.963	85	I HOLLAND	5
88	S SUMNER	26	88	I HOLLAND	120	88	* J WARDLE	15.988	85	M TANSLEY	5
89	B BRUCE	25	88	D GREEN	120	89	* A THOMPSON	16.063	85	D OLIVER	5
90	C STANNARD	24	90	N CHATTLE	119	90	* G LAMBERT	16.175	85	D GREEN	5
90	H SMITH (137)	24	90	G REYNOLDS	119	91	* S SUMNER	16.425	85	J CHELL	5
90	J LAWSON (18Aug15) (108)	24	92	S LANDER	118	92	* M MARTINEZ	16.763	85	R JAMES	5
93	I HOLLAND	23	92	C STANNARD	118	93	* J CHELL	17.138	85	N JARRAM	5
93	J HITCHCOCK	23	94	T HAGUES	111	94	* C STANNARD	17.325	85	M BLOOD	5
93	C SCHOFIELD	23	95	C BLAKE	108	95	* R HITCHCOCK	18.063	95	S REVITT	4 (2)
93	D GREEN	23	96	S WHITTAKER	107	96	* C SCHOFIELD	18.113	95	R HITCHCOCK	4
93	M HOLLAND	23	96	J DUDLEY	107	97	* D WALKER	18.163	95	M KNIGHTON	4
93	K PAYNE	23	98	R JAMES	105	98	* P BARBER	18.938	95	M STURGESS	4
99	J TETLEY	21	99	JJ HUGHES-DOWD (443)	102	99	* J HITCHCOCK	21.388	95	C BLAKE	4
100	N CHATTLE	20	100	C CARRINGTON	100	100	* R CHADWICK	22.013	100	S PATCHING	3

**ADULT STATISTICS 1992-2026 - AFTER DHORC 760**

Sheet 3 of 5 (Note: Highlighted Names are Current 2026 Members, CS = Best Consecutive Results)

MEETINGS (Junior & Adult)		RACES (Junior & Adult)				DRIVER RANKING		FINALS WON			
ATTENDED		COMPLETED				ADULT		ADULT			
Pos	ADULT (1st Race)	No	Pos	ADULT	No	Pos	SCORE	Pos	No	CS	
100	J WARDLE (18Feb25)	20	101	M JUBB	99	101	I HOLLAND	22.288	100	C NORRIS	3
102	M JUBB	19	101	J CRUNDEN	99	N/A	T BALDOCK	2.583	100	J HENRY	3
102	K SPINK (18Feb25)	19	103	C BRADFORD	97	N/A	S REVITT	3.792	100	C CARRINGTON	3
104	C CARRINGTON	18	104	P MELLOR	93	N/A	S LANDER	4.485	100	A HUGHES	3
104	T HAGUES	18	105	N MAFFIN	82	N/A	AJ McPEAKE	6.659	100	M HOLLAND	3
106	N MAFFIN	17	106	P COCKBILL	81	N/A	A HUGHES	6.792	100	C STANNARD	3
106	S LANDER	17	107	D LEVERTON	75	N/A	S WHITE	8.000	100	M BLAKE	3 (2)
106	P MELLOR	17	107	M BLOOD	75	N/A	C SLATER	9.250	100	K SPINK	3
106	C BRADFORD	17	109	M TANSLEY	73	N/A	L HOBSON	9.542	100	J WARDLE	3
106	C COOPER	17	110	YAN SHEN	68	N/A	L BOWLES	10.357	100	J DUDLEY	3
111	P COCKBILL	16	111	J KELLY	67	N/A	S SIDDANS	10.417	111	H VD HEUVEL	2 (2)
111	N JARRAM (18Feb25)	16	112	J WARDLE	66	N/A	J KELLY	10.500	111	J KELLY	2
113	R JAMES	15	113	S REVITT	63	N/A	J GRAHAM	10.625	111	C SLATER	2 (2)
114	M TANSLEY	14	114	K SPINK	62	N/A	J HENRY	11.000	111	YAN SHEN	2
114	L BOWLES (92)	14	115	M WATTS (130)	61	N/A	F HOLMES	11.194	111	I HALL	2
116	J KELLY	13	115	C COOPER	61	N/A	C COOPER	11.500	111	S SUMNER	2
116	D LEVERTON	13	117	J McDONALD (98)	60	N/A	M BLOOD	11.788	111	B BRUCE	2
116	M BLOOD (14Aug12)	13	118	W BLURTON	58	N/A	C ATKINSON	12.125	111	C BRADFORD	2
119	S REVITT	12	118	F HOLMES (827)	58	N/A	R GOODERE	12.625	111	M MARTINEZ	2
119	P PURKIS	12	120	I HALL	57	N/A	J MELLOR	12.650	111	L BOWLES	2
119	M WATTS (25)	12	120	T STACEY	57	N/A	A DOBBINS	12.925	111	A STEVENSON	2
119	T STACEY	12	122	N JARRAM	55	N/A	P WRIGHT	13.250	111	M DUTSON	2
123	AJ McPEAKE (76)	11	123	T CASH	54	N/A	T STACEY	13.271	111	M GRETTON	2
123	YAN SHEN	11	124	N WRIGHT	52	N/A	P ZIMMERMAN	13.500	124	R GILLARD	1
125	R GILLARD	10	125	AJ McPEAKE (376)	50	N/A	M TANSLEY	13.500	124	D ROYTHORNE	1
125	A DOBBINS	10	125	T BALDOCK	50	N/A	L COPLEY	13.500	124	P COCKBILL	1
125	I HALL	10	127	R GILLARD	49	N/A	N WRIGHT	13.556	124	J JOHNSON	1
125	J McDONALD (16)	10	127	A DOBBINS	49	N/A	M GRETTON	14.083	124	G SCHULE	1
129	N WRIGHT	9	127	D KENNING	49	N/A	C WILKINSON	14.083	124	M WATTS	1
129	T BALDOCK	9	130	P PURKIS	47	N/A	C CARRINGTON	14.111	124	B GEBAUERS	1
129	T CASH	9	131	A LEE	46	N/A	N JARRAM	14.219	124	G CLARK	1
129	F HOLMES (139)	9	131	Z MIDDLETON	46	N/A	K SPINK	14.474	124	L COPLEY	1
133	C NORRIS	8	133	Da BUCKLEY	43	N/A	K JEFFRIES	14.688	124	A DOBBINS	1
133	Da BUCKLEY	8	133	J LAWSON (459)	43	N/A	Da BUCKLEY	14.844	124	C WILKINSON	1
133	W BLURTON	8	135	A HUGHES (414)	42	N/A	S ALLDREAD	14.917	124	R HILL	1
133	D KENNING	8	135	H SMITH (637)	42	N/A	B COOK	15.000	124	N CHATTLE	1
137	S PATCHING	7	135	JT HUGHES-DOWD (205)	42	N/A	J FLETCHER	15.125	124	C ATKINSON	1
137	G CLARK	7	138	P WRIGHT	40	N/A	J MILLS	15.417	124	A THOMPSON	1
137	J HENRY (134)	7	139	G CLARK	39	N/A	W BLURTON	15.438	124	A LEE	1
137	R HILL	7	140	S PATCHING	38	N/A	R HEATON	15.500	124	D LLOYD	1
137	L ELMORE	7	140	C NORRIS	38	N/A	R GILLARD	15.575	124	Z MIDDLETON	1
137	M BLAKE (25)	7	142	J HENRY (695)	37	N/A	R JAMES	15.617	124	T STACEY	1
143	D HARROP	6	143	C WILKINSON	35	N/A	G CLARK	15.750	124	F HOLMES	1
143	D HART	6	143	YUAN ZHI	35	N/A	L HENDERSON	15.750	124	J McDONALD	1
143	P WRIGHT	6	143	L ELMORE	35	N/A	A LEE	15.833	124	J GRAHAM	1
143	C WILKINSON	6	146	D BUCKLEY	33	N/A	D LEVERTON	15.846	124	J MILLS	1
143	A HUGHES (67)	6	147	R HILL	32	N/A	R SPENCER	15.850			
143	Ch HOLLAND	6	148	D HART	30	N/A	YUAN ZHI	15.875			
143	D BUCKLEY	6	148	D HARROP	30	N/A	R HILL	16.071			
143	YUAN ZHI	6	148	Ch HOLLAND	30	N/A	S KERR	16.083			

**ADULT STATISTICS 1992-2026 - AFTER DHORC 760**

Sheet 4 of 5 (Note: Highlighted Names are Current 2026 Members, CS = Best Consecutive Results)

MEETINGS (Junior & Adult) ATTENDED		RACES (Junior & Adult) COMPLETED		DRIVER RANKING		SCORE		FINALS WON			
Pos	ADULT (1st Race)	No	Pos	ADULT	No	Pos	ADULT	Pos	ADULT	No	CS
143	A LEE	6	151	St BOWMAN	29	N/A	P COCKBILL				
143	Z MIDDLETON	6	151	C BLURTON	29	N/A	D LLOYD				
143	S KERR	6	153	R SPENCER	28	N/A	S PATCHING				
143	J MILLS (11Mar25)	6	154	C ATKINSON	27	N/A	Z MIDDLETON				
143	L HOBSON (21Oct25)	6	155	K JEFFRIES	26	N/A	J McDONALD				
143	M GRETTON (18Dec25)	6	156	L COPLEY	25	N/A	D KENNING				
157	R SPENCER	5	156	D LLOYD	25	N/A	L HAYMES				
157	J MELLOR (87)	5	158	M GRETTON	24	N/A	M BLAKE				
157	C BLURTON	5	159	S SIDONS	23	N/A	M WATTS				
160	B GEBAUERS	4	159	J MILLS	23	N/A	C NORRIS				
160	C ROBINSON	4	161	S KERR	22	N/A	T CASH				
160	S HENDRY	4	162	B GEBAUERS	21	N/A	G HADDON				
160	C ATKINSON	4	162	L HOBSON	21	N/A	D HARROP				
160	K JEFFRIES	4	164	C ROBINSON	20	N/A	St BOWMAN				
160	W PARKIN	4	164	S HENDRY	20	N/A	YAN SHEN				
160	St BOWMAN	4	166	L BOWLES (372)	19	N/A	I HALL				
167	H VD HEUVEL	3	167	W PARKIN	17	N/A	L ZHOU				
167	J JOHNSON	3	168	J JOHNSON	16	N/A	C ROBINSON				
167	S ALLDREAD	3	168	J MELLOR (497)	16	N/A	N MAFFIN				
167	L COPLEY	3	170	S ALLDREAD	15	N/A	D HART				
167	S SIDONS	3	170	S BENNETT	15	N/A	T HAGUES				
167	D LLOYD	3	172	H VD HEUVEL	14	N/A	C BRADFORD				
167	S BENNETT	3	172	P ZIMMERMANN	14	N/A	D BUCKLEY				
174	D ROYTHORNE	2	172	L HENDERSON	14	N/A	J ASHCROFT				
174	J ASHCROFT	2	175	D ROYTHORNE	11	N/A	B FAHRNER				
174	A CARTER	2	176	J ASHCROFT	10	N/A	Ch HOLLAND				
174	B FAHRNER	2	176	A CARTER	10	N/A	C BLURTON				
174	L ZHOU	2	176	B FAHRNER	10	N/A	B GEBAUERS				
174	B COOK	2	176	B COOK	10	N/A	S HENDRY				
174	J FLETCHER	2	176	J FLETCHER	10	N/A	D ROYTHORNE				
174	L HAYMES	2	176	L HAYMES	10	N/A	M JUBB				
174	J GRAHAM (53)	2	176	M BLAKE (75)	10	N/A	S BENNETT				
174	R GOODERE	2	183	L ZHOU	9	N/A	J JOHNSON				
184	S WHITE	1	184	C SLATER	7	N/A	A HARTLEY				
184	P DUNNE	1	185	T MAKUNI	6	N/A	W PARKIN				
184	A HARTLEY	1	185	R GOODERE	6	N/A	T MAKUNI				
184	C SLATER	1	187	S WHITE	5	N/A	P DUNNE				
184	P ZIMMERMANN	1	187	R HEATON	5	N/A	P MELLOR				
184	L HENDERSON	1	187	A HARTLEY	5	N/A	A CARTER				
184	G HADDON (26)	1	187	G HADDON (143)	5	N/A	L ELMORE				
184	T MAKUNI	1	191	P DUNNE	4	N/A	P PURKIS				
184	R HEATON	1	192	J GRAHAM (171)	3	N/A	H VD HEUVEL				

**ADULT STATISTICS 1992-2026, AFTER DHORC 760**

Sheet 5 of 5 (Note: Highlighted Names are Current 2026 Members, CS = Best Consecutive Result)

POLES			IQR's			WINS			FASTEST LAPS			BEST RACE LAPS			CHAMPIONSHIPS	
Pos	ADULT	No CS	Pos	ADULT	No CS	Pos	ADULT	No CS	Pos	ADULT	No CS	Pos	ADULT	No CS	YEAR	ADULT
1	L PATEMAN	133 (7)	1	L PATEMAN	526 (19)	1	L PATEMAN	125 (4)	1	L PATEMAN	295 (14)	1	L PATEMAN	194 (6)	1992	N SISMEY
2	S GOODLIP	108 (7)	2	N SISMEY	402 (5)	2	S GOODLIP	196 (5)	2	A SMITH	92 (6)	2	A SMITH	99 (4)	1993	J TAGUE
3	M CHADWICK	101 (9)	3	S GOODLIP	378 (6)	3	N SISMEY	86 (4)	3	S GOODLIP	77 (5)	3	N SISMEY	91 (3)	1994	J TAGUE
4	A SMITH	100 (5)	4	M CHADWICK	304 (13)	4	M CHADWICK	83 (7)	4	N SISMEY	52 (4)	4	S GOODLIP	89 (5)	1995	J TAGUE (3)
5	N SISMEY	86 (3)	5	A SMITH	235 (7)	5	A SMITH	80 (4)	5	J TAGUE	48 (5)	5	M CHADWICK	66 (3)	1996	M CHADWICK
6	J SISMEY	50 (4)	6	J SISMEY	210 (8)	6	J SISMEY	59 (3)	6	J SISMEY	38 (4)	6	J SISMEY	39 (3)	1997	M CHADWICK
7	W LANDER	42 (11)	7	W LANDER	183 (16)	7	W LANDER	41 (9)	7	W LANDER	28 (5)	7	W LANDER	37 (11)	1998	N SISMEY
8	J TAGUE	26 (4)	8	J TAGUE	126 (5)	8	P REES	34 (2)	8	M CHADWICK	22 (2)	8	J TAGUE	28 (3)	1999	N SISMEY
9	P REES	21 (2)	9	P REES	109 (3)	9	J TAGUE	28 (4)	9	P REES	14 (3)	9	P REES	28 (2)	2000	M CHADWICK
10	A McPEAKE	16	10	A McPEAKE	101 (4)	10	A McPEAKE	18 (2)	10	A McPEAKE	13 (2)	10	A McPEAKE	13	2001	M CHADWICK
11	J LYMER	14	11	J NEALE	45 (6)	11	J LYMER	13 (2)	10	C BOWLES	13 (4)	11	L SMITH	12 (2)	2002	S GOODLIP
12	J NEALE	9 (3)	12	L SMITH	49 (3)	12	R LITHERLAND	12 (5)	12	L SMITH	10	12	R LITHERLAND	9 (4)	2003	L PATEMAN
13	L SMITH	8	13	J LYMER	36 (3)	13	C BOWLES	11 (2)	13	J NEALE	8 (2)	13	D GARBETT	7	2004	L PATEMAN
14	R LITHERLAND	8 (2)	14	D GARBETT	30 (3)	14	J NEALE	9 (2)	14	C ROYTHORNE	6	14	J NEALE	6	2005	M CHADWICK (5)
15	T BALDOCK	5 (2)	15	S ANAND	25 (2)	15	S ANAND	5	15	D GARBETT	5	14	M ALLSOPP	6	2006	W LANDER
16	D GARBETT	5	16	R LITHERLAND	22 (3)	15	M ALLSOPP	5	16	T BALDOCK	4	14	C BOWLES	6 (2)	2007	W LANDER
17	C BOWLES	5	17	M ALLSOPP	21 (2)	15	T BALDOCK	5	16	T CHADWICK	4	17	J LYMER	5	2008	W LANDER (3)
18	S ANAND	3	18	T BALDOCK	19 (8)	18	C ROYTHORNE	4	16	A BULLOCK	4	18	T CHADWICK	4	2009	J SISMEY
19	S REVITT	3 (2)	19	G PEACH	18 (3)	18	L SMITH	4 (2)	16	R LITHERLAND	4 (2)	18	T BALDOCK	4 (2)	2010	L PATEMAN
20	P LEVERS	3	20	A TURNBULL	15 (2)	18	D GARBETT	4	20	D BRENTNALL	3	16	J HUGHES-DOWD	4	2011	L PATEMAN
21	J LAMB	3	21	C BOWLES	13 (2)	18	A TURNBULL	4	20	G PEACH	3	21	S ANAND	3	2012	L PATEMAN (5)
22	S LANDER	2	22	C ROYTHORNE	12 (2)	22	S LANDER	3	20	J LYMER	3	22	S REVITT	2 (2)	2013	J SISMEY
23	D McPEAKE	2	22	S LANDER	12 (2)	22	G PEACH	3	20	J LAMB	3	22	D BRENTNALL	2	2014	J SISMEY (3)
24	A BULLOCK	2	24	D McPEAKE	11	22	J HUGHES-DOWD	3	24	S REVITT	2	22	D McPEAKE	2	2015	N SISMEY (4)
25	C ROYTHORNE	2	25	S REVITT	10 (5)	25	S REVITT	2	24	A DAVIES	2 (2)	22	R BLAKE	2	2016	S GOODLIP
26	G PEACH	2 (2)	25	T CHADWICK	10	25	A J McPEAKE	2	24	A TURNBULL	2	22	K LYE	2	2017	S GOODLIP
27	A TURNBULL	2	25	A BULLOCK	10 (3)	25	R SEAMAN	2	24	B JOHNSON	2	22	P LEVERS	2	2018	S GOODLIP
28	M DUTSON	2 (2)	28	T MEASHAM	9	25	D McPEAKE	2	28	M ROGERS	1	22	J LAMB	2	2019	A SMITH
29	T MEASHAM	1	28	P LEVERS	9	25	T CHADWICK	2	28	I BRENTNALL	1	22	C ROYTHORNE	2	2020	N/A
30	K LYE	1	28	J LAMB	9 (3)	25	J LAMB	2	28	A J McPEAKE	1	22	G PEACH	2	2021	A SMITH
31	A DAVIES	1	31	N LAMBERT	7	25	A WOODHOUSE	2 (2)	28	D McPEAKE	1	22	A TURNBULL	2	2022	A SMITH
32	J HUGHES-DOWD	1	32	T DINGLEY	6	32	K LYE	1	28	S LANDER	1	22	A WOODHOUSE	2 (2)	2023	S GOODLIP (5)
33	D HUGHES-DOWD	1	33	A J McPEAKE	5 (2)	32	R HILL	1	28	R SEAMAN	1	33	M ROGERS	1	2024	A SMITH
34	C BLAKE	1	33	R SEAMAN	5 (3)	32	R BLAKE	1	28	G WESTON	1	33	S MINNIS	1	2025	A SMITH (5)
			33	J LEVERS	5	32	P LEVERS	1	28	T MEASHAM	1	33	I BRENTNALL	1		
			36	M ROGERS	4	32	J ROYTHORNE	1	28	J LEVERS	1	33	S PANK	1		
			36	S MINNIS	4	32	S SMITH	1	28	R BLAKE	1	33	T DINGLEY	1		
			36	K LYE	4				28	S ANAND	1	33	S LANDER	1		
			39	D BRENTNALL	3				28	P LEVERS	1	33	G WESTON	1		
			39	R BLAKE	3				28	J ROYTHORNE	1	33	J LEVERS	1		
			39	R CROSSLAND	3				28	K ALCOCK	1	33	R HILL	1		
			42	I BRENTNALL	2				28	J HUGHES-DOWD	1	33	S SUMNER	1		
			42	R MASTERS	2				28	M GRAHAM	1	33	R CROSSLAND	1		
			42	M DUTSON	2 (2)				28	D HUGHES-DOWD	1	33	J ROYTHORNE	1		
			45	P FOXLEY	1				28	C BLAKE	1	33	S SMITH	1		
			45	S PANK	1											
			45	G WESTON	1											
			45	A FEARN	1											
			45	K PAYNE	1											
			45	J ROYTHORNE	1											
			45	K ALCOCK	1											
			45	A DAVIES	1											
			45	J HUGHES-DOWD	1											
			45	J CHELL	1											
			45	D HUGHES-DOWD	1											
			45	C BLAKE	1											

IQR Means Individual Qualifying Rounds I.E. Yellow, Green, Red and Blue Lane on a Normal Club Night

**JUNIOR STATISTICS 1992-2026 - AFTER DHORC 760**

Sheet 1 of 4 (Note: Highlighted Names are Current 2026 Members, CS = Best Consecutive Results)

MEETINGS ATTENDED			RACES COMPLETED			DRIVER RANKING			FINALS WON			
Pos	JUNIOR (1st Race)	No	Pos	JUNIOR	No	Pos	JUNIOR	SCORE	Pos	JUNIOR	No	CS
1	A TURNBULL	152	1	R LITHERLAND	917	1	* L SMITH	1.113	1	JJ HUGHES-DOWD	62	(2)
1	R LITHERLAND	152	2	A TURNBULL	905	2	* A HUGHES	1.175	2	R LITHERLAND	61	(5)
3	T CHADWICK	147	3	L TURNBULL	897	3	* JJ HUGHES-DOWD	1.225	3	J HENRY	59	(3)
4	L TURNBULL	133	4	T CHADWICK	774	4	* AJ McPEAKE	1.275	4	A HALL	56	
5	F HOLMES	130	5	F HOLMES	769	5	* J MELLOR	1.400	4	A TURNBULL	56	(2)
6	G REYES-ENGLAND	128	6	G REYES-ENGLAND	766	6	* J HENRY	1.438	6	T CHADWICK	51	
7	J HENRY	127	7	J HENRY	658	7	* A HALL	1.475	7	J SISMEY	47	
8	J SISMEY	120	8	J SISMEY	654	8	* R LITHERLAND	1.600	8	L BOWLES	40	
9	H SMITH	113	9	Z ROYTHORNE	602	9	* L BOWLES	1.613	9	H SMITH	37	(2)
10	JJ HUGHES-DOWD (18Oct22)	104	10	H SMITH	595	10	* T MEASHAM	1.638	10	J MELLOR	36	
11	R REES	103	11	T MEASHAM	550	11	* A TURNBULL	1.663	11	L SMITH	33	
12	Z ROYTHORNE	100	12	L BROOKS	539	12	* T CHADWICK	1.825	12	P CONNALLY	32	(2)
13	P CONNALLY	95	13	B ROYTHORNE	504	13	* J SISMEY	1.838	13	M MINNIS	31	(2)
14	C BRENTNALL	94	14	P CONNALLY	500	14	* M MINNIS	2.000	13	A HUGHES	31	
15	T MEASHAM	93	15	A HALL	490	15	* J PATEMAN	2.025	15	AJ McPEAKE	30	(2)
16	J WOODHOUSE (09Aug22)	92	16	C BRENTNALL	486	16	* P CONNALLY	2.175	15	C BRENTNALL	30	(2)
17	B ROYTHORNE	84	17	J MELLOR	481	17	* J WOODHOUSE	2.188	15	J PATEMAN	30	
17	J LAWSON (18Aug15)	84	18	R REES	467	18	* C BRENTNALL	2.275	15	G REYES-ENGLAND	30	
19	L BROOKS	83	19	J PATEMAN	428	19	* C BULLOCK	2.300	19	C BOWLES	28	
20	J MELLOR	82	20	J LAWSON	416	20	* C BOWLES	2.313	19	L TURNBULL	28	(2)
21	A HALL	80	21	C BOWLES	402	21	* K ASHWORTH	2.613	21	F HOLMES	26	
22	C BOWLES	78	22	C BULLOCK	391	22	* N GULL	2.763	22	B ROYTHORNE	25	(2)
22	L BOWLES	78	23	K LEVERS	381	23	* T PANK	2.800	22	Z ROYTHORNE	25	(3)
24	T PANK	74	24	T PANK	378	24	* J LAWSON	2.813	24	R REES	24	
25	J PATEMAN	71	25	A HUGHES	372	25	* H SMITH	2.975	25	J STEVENSON	23	
26	M MINNIS	68	25	Ca HOLLAND	372	26	* Z ROYTHORNE	3.038	25	T MEASHAM	23	(3)
27	C BULLOCK	66	27	J MARTINEZ	369	27	* JT HUGHES-DOWD	3.113	25	J LAWSON	23	(2)
27	K LEVERS	66	28	L BOWLES	353	28	* K LEVERS	3.125	28	L BROOKS	21	(2)
29	AJ McPEAKE	65	29	L SMITH	352	29	* K ALI	3.188	29	T PANK	20	
30	T STEVENSON (18Oct22)	62	29	M LITHERLAND	352	30	* L TURNBULL	3.238	30	J WOODHOUSE	18	
31	A HUGHES	61	31	M MINNIS	343	31	* B ROYTHORNE	3.250	31	K LEVERS	15	
31	Ca HOLLAND	61	32	JJ HUGHES-DOWD	341	32	* P WALKER	3.325	31	JT HUGHES-DOWD	15	
33	J MARTINEZ	59	33	AJ McPEAKE	326	33	* J THOMPSON	3.400	33	D BARKER	14	
34	E WOODHOUSE (31Jan23)	56	34	B BROOKS	325	34	* J LISTER	3.700	33	M LITHERLAND	14	
35	L SMITH	55	35	D PAUL	308	35	* T GREEN	3.725	35	J MARTINEZ	13	
36	J STEVENSON	54	36	J WOODHOUSE	303	36	* P MARTIN	3.763	36	C DAVENPORT	12	
37	M LITHERLAND	53	37	L CHADWICK	277	36	* R COOK	3.763	36	K ALI	12	
38	D BARKER	51	38	J STEVENSON	276	38	* C DAVENPORT	3.775	36	D PAUL	12	(2)
38	B BROOKS	51	39	D BARKER	266	39	* S SLATER	3.813	39	M McNULTY	10	
38	J GRAHAM (20Feb24)	51	40	P MARTIN	263	40	* K SCHOFIELD	3.888	39	P MARTIN	10	
41	JT HUGHES-DOWD (20Feb24)	50	41	S BOWMAN	244	41	* B CRUNDEN	4.000	39	S BOWMAN	10	
42	D PAUL	49	42	P WALKER	236	42	* K COOK	4.050	39	T STEVENSON	10	
43	S SCHULE	47	43	S SCHULE	234	43	* J GRAHAM	4.138	39	J GRAHAM	10	
43	L CHADWICK	47	43	J LISTER	234	44	* L WHITTAKER	4.175	39	B CRUNDEN	10	
45	P WALKER	46	45	J HAGUES	221	45	* F HOLMES	4.250	45	G HADDON	9	
46	P MARTIN	45	46	T STEVENSON	210	46	* G HADDON	4.500	45	T GREEN	9	
46	L WHITTAKER (26Nov24)	45	47	R COOK	197	47	* E HENRY	4.650	45	N GULL	9	
48	J LISTER	41	48	M BRADLEY	194	48	* G REYES-ENGLAND	4.738	45	M BRADLEY	9	
48	S BOWMAN	41	49	D JACKSON	190	49	* A OXSPRING	4.750	45	J THOMPSON	9	
50	J HAGUES	38	50	I BRADLEY	189	50	* R REES	4.800	45	L WHITTAKER	9	

(Driver Ranking = Average Position in Qualifying, Final Position, Fastest Lap & Race Laps Over Last 20 club nights)

**JUNIOR STATISTICS 1992-2026 - AFTER DHORC 760**

Sheet 2 of 4 (Note: Highlighted Names are Current 2026 Members, CS = Best Consecutive Results)

MEETINGS ATTENDED		RACES COMPLETED		DRIVER RANKING		FINALS WON					
Pos	JUNIOR (1st Race)	No	Pos	JUNIOR	No	Pos	JUNIOR				
51	K ALI	30	51	K ALI	185	51	* M BRADLEY	4.900	51	K SCHOFIELD	8
52	M McNULTY	29	51	E JACKSON	185	52	* T STEVENSON	4.938	51	L CHADWICK	8
52	J BULLOCK	29	53	E WOODHOUSE	182	53	* D BARKER	5.038	51	C BULLOCK	8
52	R COOK	29	54	N BRADFORD	172	54	* J STEVENSON	5.125	51	B BROOKS	8 (2)
52	A OXSPRING	29	55	A BRADFORD	169	55	* R HUGHES	5.275	51	Ca HOLLAND	8
52	I BRADLEY	29	56	J GRAHAM	168	56	* E WOODHOUSE	5.325	51	H TAYLOR	8
52	M BRADLEY	29	57	M SEO	163	57	* J ELMORE	5.600	57	R LEY	7
52	D JACKSON	29	57	K COOK	163	57	* J MARTINEZ	5.600	57	A CHATTLE	7
52	B CRUNDEN (11Mar25)	29	57	A OXSPRING	163	59	* M SEO	5.675	57	A BRADFORD	7
60	C DAVENPORT	28	57	S ROYTHORNE	163	60	* A CHATTLE	5.863	60	S SLATER	6 (2)
60	E HENRY	28	57	JT HUGHES-DOWD	163	61	* L CHADWICK	6.025	60	P WALKER	6 (2)
60	E JACKSON	28	62	N GULL	156	62	* J WATSON	6.063	60	G CONNALLY	6
63	K SCHOFIELD	27	63	M McNULTY	154	63	* M LITHERLAND	6.250	60	E HENRY	6
64	N GULL	26	63	J PERRY	154	64	* M McNULTY	6.288	60	R COOK	6
64	N BRADFORD	26	65	L WHITTAKER	153	65	* J BULLOCK	6.300	60	E JACKSON	6
66	G HADDON	25	66	R HUGHES	151	66	* B BROOKS	6.488	60	D JACKSON	6 (2)
66	A BRADFORD	25	67	J BULLOCK	150	67	* D PAUL	6.550	60	T JAMES	6 (2)
66	S ROYTHORNE	25	68	C DAVENPORT	149	68	* D JACKSON	7.088	60	J HAGUES	6 (2)
69	K COOK	24	69	K SCHOFIELD	144	69	* H TAYLOR	7.513	60	M BLAKE	6 (2)
69	J PERRY	24	70	E HENRY	143	70	* S SCHULE	7.825	70	L HAWLEY	5
69	J THOMPSON	24	71	G HADDON	138	71	* S BOWMAN	8.050	70	J BULLOCK	5
72	A CHATTLE	23	72	A CHATTLE	136	72	* E STOTT-ZAFIROPOULOS	8.063	70	A HARTLEY	5 (2)
72	L STOTT-ZAFIROPOULOS	23	73	L STOTT-ZAFIROPOULOS	135	73	* S MAFFIN	8.275	70	B CARRINGTON	5
72	J ELMORE	23	74	H TAYLOR	134	74	* L BROOKS	8.475	70	K ASHWORTH	5
75	J WATSON	22	75	K ASHWORTH	132	75	* S MARTINEZ	8.600	70	M WARREN	5
75	R MAFFIN	22	75	J ELMORE	132	76	* T SHARP	8.663	70	K COOK	5
75	T GREEN	22	77	T JAMES	131	77	* L STOTT-ZAFIROPOULOS	8.900	70	N BRADFORD	5
75	R HUGHES	22	78	E STOTT-ZAFIROPOULOS	130	78	* Ca HOLLAND	8.913	70	I PAUL	5 (2)
75	E STOTT-ZAFIROPOULOS	22	79	B RILEY	124	79	* R MAFFIN	8.988	70	E WOODHOUSE	5
80	K ASHWORTH	21	80	T GREEN	119	80	* N BRADFORD	9.550	80	A REES	4
80	H TAYLOR	21	81	S MARTINEZ	117	81	* I BRADLEY	9.688	80	J WATSON	4
80	S MARTINEZ	21	82	J WATSON	113	82	* J HAGUES	9.800	80	T SHARP	4
83	S SLATER	20	83	R MAFFIN	109	83	* S ROYTHORNE	10.000	80	M WATTS	4
83	T SHARP	20	84	S SLATER	108	84	* A BRADFORD	10.775	80	J LISTER	4
83	S MAFFIN	20	84	B CARRINGTON	108	85	* T JAMES	10.863	80	B JEFFRIES	4
83	T JAMES	20	86	T SHARP	103	86	* E JACKSON	12.500	80	E STOTT-ZAFIROPOULOS	4
87	B RILEY	19	86	J GRATTON	103	87	* J PERRY	13.813	80	L STOTT-ZAFIROPOULOS	4
87	E DOYLE	19	88	B CRUNDEN	101	N/A	L CAPEWELL	2.438	80	J ELMORE	4
89	B CARRINGTON	18	89	S MAFFIN	99	N/A	S GILLARD	2.725	80	S ROYTHORNE	4
89	M BLAKE (28Jan25)	18	90	M WARREN	98	N/A	M WARREN	2.817	80	E DOYLE	4
91	R LEY	17	91	F McCANDLESS	96	N/A	A WATHEY	3.545	91	A PANK	3
91	G CONNALLY	17	92	R LEY	92	N/A	K JACKSON	3.563	91	C CLARK	3
91	J GRATTON	17	92	J THOMPSON	92	N/A	T REES	3.667	91	R HUGHES	3
94	A HARTLEY	15	94	G CONNALLY	91	N/A	S TAGUE	3.813	91	J PERRY	3
94	J MOSEDALE	15	95	A HARTLEY	83	N/A	A FEARN	3.850	91	J BLURTON	3
94	M WARREN	15	96	A WATHEY	72	N/A	E DOYLE	3.895	96	C WOODCOCK	2
97	C KAVANAGH	13	96	J MOSEDALE	72	N/A	N ZIMMERMANN	3.969	96	Mat McNULTY	2
97	M WATTS	13	96	B JEFFRIES	72	N/A	R LEY	4.103	96	J MOSEDALE	2
99	J DOBBINS	12	99	M WATTS	69	N/A	Z BRAZELL	4.156	96	D SPENCER	2
99	F McCANDLESS	12	100	I PAUL	68	N/A	C CLARK	4.179	96	N ZIMMERMANN	2

**JUNIOR STATISTICS 1992-2026 - AFTER DHORC 760**

Sheet 3 of 4 (Note: Highlighted Names are Current 2026 Members, CS = Best Consecutive Results)

MEETINGS ATTENDED		RACES COMPLETED		DRIVER RANKING		FINALS WON					
Pos	JUNIOR (1st Race)	No	Pos	JUNIOR	No	Pos	JUNIOR	No	CS		
101	A PANK	11	101	C KAVANAGH	65	N/A	D SPENCER	4.375	96	A OXSPRING	2
101	A WATHEY	11	101	E DOYLE	65	N/A	N BLACK	4.375	96	L BLAKE	2
101	N McDONALD	11	101	M BLAKE	65	N/A	M BUCKLEY	4.417	96	D JEFFRIES	2 (2)
104	S GILLARD	10	104	D JEFFRIES	62	N/A	M WESTON	4.438	96	J GRATTON	2
104	A FEARN	10	105	A FEARN	61	N/A	T KERR	4.458	96	F McCANDLESS	2
104	I MATTHEWS	10	105	I MATTHEWS	61	N/A	L BLAKE	4.500	96	I BRADLEY	2
104	C YOUART (16Dec25)	10	107	J DOBBINS	60	N/A	M YEOMANS	4.563	96	E PAUL	2 (2)
108	L HAWLEY	9	108	A PANK	58	N/A	M BLAKE	4.750	96	B RILEY	2
108	D NEALE	9	109	N McDONALD	57	N/A	I MATTHEWS	5.075	96	J McDONALD	2
108	C WOODCOCK	9	110	J BLURTON	56	N/A	J DOBBINS	5.083	96	T KERR	2
108	Mat McNULTY	9	111	Ca BLURTON	55	N/A	N McDONALD	5.114	96	Z BRAZELL	2
108	B JEFFRIES	9	112	E PAUL	54	N/A	A HARTLEY	5.212	112	S GILLARD	1
108	D JEFFRIES	9	113	N ZIMMERMANN	51	N/A	B REES	5.350	112	C KAVANAGH	1
108	I PAUL	9	114	S GILLARD	50	N/A	J MOSEDALE	5.462	112	D NEALE	1
108	E PAUL	9	114	L HAWLEY	50	N/A	M WILLIS	5.750	112	A MILNER	1
116	M SEO	8	116	S LIVESEY	49	N/A	B CARRINGTON	5.847	112	T REES	1
116	TI REES	8	117	C BARTLETT	48	N/A	C YOUART	6.075	112	R MAFFIN	1
116	C BARTLETT	8	118	Mat McNULTY	47	N/A	J McDONALD	6.458	112	T ALLDREAD	1
116	Ca BLURTON	8	119	C WOODCOCK	46	N/A	B JEFFRIES	6.472	112	M HART	1
116	J BLURTON	8	120	D NEALE	44	N/A	L BELL	6.550	112	S MAFFIN	1
116	Z BRAZELL (28Jan25)	8	121	C CLARK	41	N/A	D GEBAUERS	6.750	112	D GEBAUERS	1
122	A MILNER	7	122	TI REES	40	N/A	D NEALE	7.083	112	L BELL	1
122	A REES	7	123	A REES	38	N/A	L HAWLEY	7.083	112	M SEO	1
122	C CLARK	7	123	J McDONALD	38	N/A	D JEFFRIES	7.111	112	A FEARN	1
122	N ZIMMERMANN	7	125	A MILNER	36	N/A	Mat McNULTY	7.167	112	I MATTHEWS	1
122	M BUCKLEY	7	126	B REES	35	N/A	C BARTLETT	7.344	112	M WILLIS	1
127	M HART	6	127	Z BRAZELL	34	N/A	J GRATTON	7.426	112	B REES	1
127	S LIVESEY	6	127	C YOUART	34	N/A	M WATTS	7.519	112	S TAGUE	1
127	SM BLURTON	6	129	M BUCKLEY	33	N/A	C WOODCOCK	8.056	112	L CAPEWELL	1
127	J McDONALD	6	130	M HART	31	N/A	R FREEMAN	8.417	112	M BUCKLEY	1
127	T KERR	6	130	A PARKIN	31	N/A	H MOHAMMED	8.500	112	S LIVESEY	1
132	L BELL	5	130	SM BLURTON	31	N/A	G CONNALLY	8.588	112	L PARKIN	1
132	B REES	5	133	L PARKIN	30	N/A	B RILEY	8.697	112	A PARKIN	1
132	L BLAKE	5	134	K JACKSON	29	N/A	A STOTT	8.750	112	R FREEMAN	1
132	A PARKIN	5	134	M WESTON	29	N/A	A MILNER	8.786	112	S MARTINEZ	1
132	L PARKIN	5	134	R FREEMAN	29	N/A	M HART	9.417	112	E DOYLE	1
137	D SPENCER	4	137	L BELL	26	N/A	Ca BLURTON	9.594			
137	M YEOMANS	4	137	M YEOMANS	26	N/A	J BLURTON	9.781			
137	M WILLIS	4	139	S TAGUE	24	N/A	A PANK	10.114			
137	S TAGUE	4	139	T KERR	24	N/A	T ALLDREAD	10.167			
137	K JACKSON	4	141	D SPENCER	23	N/A	E GIBBS	10.417			
137	L CAPEWELL	4	142	M WILLIS	20	N/A	F McCANDLESS	10.558			
137	M WESTON	4	142	L CAPEWELL	20	N/A	C KAVANAGH	10.692			
144	T REES	3	144	T REES	16	N/A	TI REES	10.719			
144	D ALLDREAD	3	144	T ALLDREAD	16	N/A	D ALLDREAD	10.750			
144	T ALLDREAD	3	144	D GEBAUERS	16	N/A	A REES	10.786			
144	D GEBAUERS	3	147	D ALLDREAD	15	N/A	SM BLURTON	10.833			
144	E GIBBS	3	147	E GIBBS	15	N/A	A PARKIN	11.300			
144	R FREEMAN	3	149	H MOHAMMED	14	N/A	E PAUL	11.806			
150	N BLACK	2	150	L BLAKE	13	N/A	L PARKIN	12.900			
151	H MOHAMMED	1	151	N BLACK	10	N/A	S LIVESEY	13.083			
151	A STOTT	1	152	A STOTT	5	N/A	I PAUL	13.667			



**Outright Track Record Holders After DHORC 760**

**Adults**

Pos	Name	Qualifying	F1	GC	F1	GC	Total
			Fastest Laps	Fastest Laps	Race Laps	Race Laps	
1	L Pateman	33	49	61	29	47	219
2	A Smith	52	11	36	15	34	148
3	S Goodlip	27	44	10	34	18	133
4	N Sismey	15	7	12	15	16	65
5	J Sismey	15	7	8	13	12	55
6	M Chadwick	12			8	9	29
7	W Lander	8	5	3	6		22
8	A McPeake	4	3	5	7		19
9	P Rees	1	3		11	3	18
10	J Tague	4	3	2	2	5	16
11	J Lymer	4	2	1	2	1	10
12	L Smith	3	2	3	1		9
13	T Baldock	3	1	1	1	2	8
13	C Bowles	2	1	3	1	1	8
13	R Litherland	4			2	2	8
16	D Garbett	1	1	1	3	1	7
17	A Turnbull		2		3		5
17	C Roythorne		2	2		1	5
19	J Neale				2	1	3
19	S Anand	1			1	1	3
19	T Chadwick		1		2		3
19	J Lamb	1		1	1		3
23	M Allsopp				2		2
23	S Lander			1	1		2
25	JJ Hughes-Dowd				1		1
25	G Peach		1				1
25	D McPeake		1				1
25	J Roythorne				1		1
25	A Woodhouse				1		1
25	S Pank				1		1
25	C Blake	1					1
25	M Graham			1			1
<b>Total</b>		<b>190</b>	<b>146</b>	<b>150</b>	<b>165</b>	<b>154</b>	<b>805</b>

Note: Some Records Can Be Held By More Than One Member - Highlighted Names 2026 Members

## Outright Track Record Holders After DHORC 760

### Juniors

Pos	Name	Qualifying	F1	GC	F1	GC	Total
			Fastest Laps	Fastest Laps	Race Laps	Race Laps	
1	A Turnbull	31	21	16	33	17	118
2	R Litherland	24	20	26	13	28	111
3	JJ Hughes-Dowd	35	16	9	16	10	86
4	J Sismey	15	15	12	11	17	70
5	A Hall	12	8	6	13	11	50
6	T Chadwick	7	6	10	7	19	49
7	AJ McPeake	10	9	4	9	4	36
8	T Measham	6	4	1	13	3	27
8	J Henry	2	9	5	9	2	27
10	J Mellor	10	4	4	2	4	24
11	H Smith	6	5	5	3	4	23
12	M Minnis	6	2	4	2	5	19
13	Z Roythorne	2	2	6		8	18
14	J Pateman	4	4	5	1	3	17
15	L Bowles	6		3	1	4	14
16	B Roythorne	1	1	6		2	10
16	J Woodhouse	4	1	2	2	1	10
18	F Holmes	1	3	2	3		9
18	C Brentnall		2	3		4	9
20	A Hughes	2	1	5			8
20	L Smith		4		4		8
22	T Pank		1	3	2		6
22	C Bowles	2	1		1	2	6
24	J Lawson	1		1	1	2	5
24	JT Hughes-Dowd	1	1	1	1	2	5
26	E Woodhouse	2	1	1			4
26	P Connally		1	3			4
26	R Rees	1	1	1		1	4
26	K Ashworth	1	1	1		1	4
26	L Turnbull	1	1		2		4
31	K Levers		1		1	1	3
31	J Graham	1		1	1		3
31	B Crunden	1		2			3
34	P Martin		1		1		2
34	N Gull		1		1		2
34	L Whittaker	1	1				2
37	Ca Holland			1			1
37	E Henry		1				1
37	C Clark					1	1
37	K Ali				1		1
37	B Brooks				1		1
37	J Elmore		1				1
37	S Roythorne			1			1
37	Z Brazell		1				1
37	A Hartley			1			1
<b>Total</b>		<b>196</b>	<b>151</b>	<b>151</b>	<b>155</b>	<b>156</b>	<b>809</b>

Note: Some Records Can Be Held By More Than One Member - Highlighted Names 2026 Members

# DHORC Statistics 2026

Poles		Adult				Junior				Poles	
Records		Name	Total	2026	Name	Total	2026	Records			
<b>All Time</b>		L Pateman	133	1	JJ Hughes-Dowd	62	7	<b>All Time</b>			
L Pateman	133	S Goodlip	108	2	J Woodhouse	11	1	JJ Hughes-Dowd	62		
<b>Season</b>		A Smith	100	2	E Woodhouse	2		<b>Season</b>			
A Smith	20	N Sismey	86		L Whittaker	2		JJ Hughes-Dowd	24		
		L Smith	8	1	B Crunden	2	1				
		R Litherland	8	3	J Graham	1					
		C Bowles	5								
		JJ Hughes-Dowd	1								
		D Hughes-Dowd	1								
		C Blake	1								
Race Wins		Adult				Junior				Race Wins	
Records		Name	Total	2026	Name	Total	2026	Records			
<b>All Time</b>		L Pateman	125	1	JJ Hughes-Dowd	58	5	<b>All Time</b>			
L Pateman	125	S Goodlip	106	2	J Woodhouse	13	3	JJ Hughes-Dowd	58		
<b>Season</b>		N Sismey	86		E Woodhouse	2		<b>Season</b>			
W Lander	16	A Smith	80		B Crunden	2	1	JJ Hughes-Dowd	23		
		R Litherland	12	6	L Whittaker	1					
		C Bowles	11		J Graham	1					
		L Smith	4		M Blake	1					
		JJ Hughes-Dowd	3								
		A Woodhouse	2								
Fast Laps		Adult				Junior				Fast Laps	
Records		Name	Total	2026	Name	Total	2026	Records			
<b>All Time</b>		L Pateman	295	1	JJ Hughes-Dowd	57	7	<b>All Time</b>			
L Pateman	295	A Smith	92	1	J Woodhouse	7	2	J Sismey	59		
<b>Season</b>		S Goodlip	77		E Woodhouse	5		<b>Season</b>			
L Pateman	19	N Sismey	52		B Crunden	3		JJ Hughes-Dowd	22		
A Smith	19	C Bowles	13	4	L Whittaker	2					
		L Smith	10	2	J Graham	1					
		R Litherland	4	1							
		B Johnson	2								
		JJ Hughes-Dowd	1								
		D Hughes-Dowd	1								
		C Blake	1								
		M Graham	1								
Race Laps		Adult				Junior				Race Laps	
Records		Name	Total	2026	Name	Total	2026	Records			
<b>All Time</b>		L Pateman	194	2	JJ Hughes-Dowd	58	7	<b>All Time</b>			
L Pateman	194	A Smith	99	1	J Woodhouse	12	2	R Litherland	63		
<b>Season</b>		N Sismey	91		E Woodhouse	2		<b>Season</b>			
A Smith	17	S Goodlip	89	1	B Crunden	1		A Hall	22		
		L Smith	12		L Whittaker	1		JJ Hughes-Dowd	22		
		R Litherland	9	5							
		C Bowles	6								
		JJ Hughes-Dowd	4								
		A Woodhouse	2								

Current Members Best Ever Position Records after DHORC 760																
Qualifying				Final Position				Fastest Laps				Race Laps				
Pos	Adult	DHORC	Gap	Pos	Adult	DHORC	Gap	Pos	Adult	DHORC	Gap	Pos	Adult	DHORC	Gap	Date
1	A Smith	760	0	1	R Litherland	760	0	1	L Pateman	760	0	1	A Smith	760	0	31-Mar-26
1	R Litherland	759	1	1	R Pateman	755	5	1	R Litherland	759	1	1	R Litherland	759	1	31-Mar-26
1	L Smith	757	3	1	S Goodlip	753	7	1	C Bowles	758	2	1	L Pateman	755	5	17-Feb-26
1	L Pateman	755	5	1	C Bowles	749	11	1	L Smith	757	3	1	L Smith	749	11	25-Nov-25
1	S Goodlip	754	6	1	A Smith	745	15	1	A Smith	756	4	1	S Goodlip	747	13	11-Nov-25
1	C Bowles	749	11	1	A Woodhouse	737	23	1	S Goodlip	742	18	1	C Bowles	738	22	22-Jul-25
1	C Blake	737	23	1	JJ Hughes-Dowd	702	58	1	N Sismey	739	21	1	A Woodhouse	737	23	22-Jul-25
1	D Hughes-Dowd	703	57	1	N Sismey	673	87	1	B Johnson	738	22	1	JJ Hughes-Dowd	702	58	23-Jul-24
1	JJ Hughes-Dowd	696	64	1	L Smith	566	194	1	L Smith	737	23	1	N Sismey	673	87	25-Jul-23
1	N Sismey	672	88	2	B Johnson	738	22	1	D Hughes-Dowd	736	24	1	B Johnson	738	22	22-Jul-25
2	D Latham	737	23	3	G Reynolds	737	23	1	D Hughes-Dowd	703	57	3	G Reynolds	737	23	22-Jul-25
2	A Woodhouse	674	86	3	D Latham	704	56	2	D Latham	737	23	2	D Latham	704	56	23-Jul-24
3	B Johnson	736	24	3	L Blaker	673	87	2	S Whittaker	747	13	3	L Blaker	674	86	25-Jul-24
4	J Crunden	756	4	4	M Graham	702	58	3	G Reynolds	737	23	4	J Crunden	759	1	31-Mar-26
4	S Gray	705	55	4	S Gray	672	88	3	A Woodhouse	736	24	4	D Hughes-Dowd	746	14	21-Oct-25
5	L Blaker	650	110	5	C Blake	739	21	3	L Blaker	691	69	4	M Graham	702	58	23-Jul-23
5	S Whittaker	742	18	5	J Crunden	736	24	4	J Crunden	760	0	4	S Gray	672	88	25-Jul-23
6	M Graham	747	13	6	S Whittaker	728	32	4	S Gray	705	55	4	M Blood	423	136	11-Sep-12
6	J Dudley	736	24	6	D Hughes-Dowd	709	51	6	JJ Hughes-Dowd	670	90	6	S Whittaker	729	31	13-May-25
10	M Blood	760	0	7	J Dudley	736	24	6	M Blood	423	337	7	J Dudley	736	24	22-Jul-25
10	M Grettton	759	1	8	M Grettton	753	7	8	J Dudley	736	24	11	M Grettton	760	0	31-Mar-26
13	R Goodere	760	0	9	M Blood	422	338	10	R Goodere	760	0	13	C Blake	731	29	03-Jun-25
13	G Reynolds	727	33	11	R Goodere	760	0	12	M Grettton	759	1	13	R Goodere	760	0	31-Mar-26
1	B Crunden	760	0	1	B Crunden	760	0	1	J Woodhouse	760	0	1	J Woodhouse	760	0	31-Mar-26
1	J Woodhouse	759	1	1	J Woodhouse	759	1	1	JJ Hughes-Dowd	758	2	1	JJ Hughes-Dowd	758	2	10-Mar-26
1	JJ Hughes-Dowd	758	2	1	JJ Hughes-Dowd	756	4	1	B Crunden	745	15	1	L Whittaker	739	21	22-Jul-25
1	L Whittaker	739	21	1	M Blake	751	9	1	L Whittaker	739	21	1	B Crunden	736	24	22-Jul-25
1	J Graham	737	23	1	L Whittaker	739	21	1	J Graham	737	23	1	E Woodhouse	705	55	23-Jul-24
1	E Woodhouse	674	86	1	J Graham	734	26	1	J Graham	705	55	2	M Blake	725	35	11-Mar-25
2	M Blake	732	28	1	E Woodhouse	705	55	2	M Blake	722	38	2	J Graham	696	64	04-Jun-24
4	C Youart	758	2	5	C Youart	754	6	5	C Youart	759	1	5	C Youart	756	4	17-Feb-26

**Distance Covered In DHORC Club Championship 2026**

Pos	Competitor	Class	Laps	Feet	Feet / Race	Miles	Races
1	R Litherland	A	681.9	66,607	2,297	12.6	29
2	L Blacker	A	666.7	65,581	1,987	12.4	33
3	L Pateman	A	655.6	64,046	2,208	12.1	29
4	N Sismey	A	635.6	62,954	1,967	11.9	32
5	J Crunden	A	578.5	56,421	1,946	10.7	29
6	A Woodhouse	A	557.7	54,579	1,882	10.3	29
7	A Smith	A	564.9	53,273	2,220	10.1	24
8	S Gray	A	542.3	53,068	1,769	10.1	30
9	J Woodhouse	J	539.6	52,892	1,824	10.0	29
10	D Latham	A	528.4	52,121	1,861	9.9	28
11	JJ Hughes-Dowd	J	418.1	43,577	1,895	8.3	23
12	L Whittaker	J	435.6	43,015	1,388	8.1	31
13	L Smith	A	456.4	41,952	1,998	7.9	21
14	D Hughes-Dowd	A	389.4	40,869	1,703	7.7	24
15	C Bowles	A	365.6	39,367	2,187	7.5	18
16	J Dudley	A	400.7	38,834	1,618	7.4	24
17	E Woodhouse	J	370.7	35,453	1,364	6.7	26
18	G Reynold	A	373.6	35,323	1,472	6.7	24
19	S Whittaker	A	339.5	34,964	2,057	6.6	17
20	M Gretton	A	339.3	32,535	1,712	6.2	19
21	B Crunden	J	332.9	32,428	1,247	6.1	26
22	C Youart	J	304.0	29,976	1,034	5.7	29
23	S Goodlip	A	261.3	28,056	2,551	5.3	11
24	C Blake	A	257.7	27,836	1,546	5.3	18
25	M Graham	A	192.7	21,668	1,667	4.1	13
26	M Blood	A	241.3	20,929	1,744	4.0	12
27	J Graham	J	184.3	20,688	1,591	3.9	13
28	M Blake	J	129.7	14,485	1,449	2.7	10
29	R Goodere	A	117.6	9,330	1,555	1.8	6
30	JJ Hughes-Dowd	A	88.3	8,477	2,119	1.6	4
31	B Johnson	A	71.4	7,092	1,418	1.3	5
<b>Pos</b>	<b>Competitor</b>	<b>Class</b>	<b>12,021.3</b>	<b>1,188,394.5</b>	<b>1,783.1</b>	<b>225.1</b>	<b>666</b>

# Next Circuit

## Zandvoort



**Where Do We Race Next?**

**What Are The Records?**

**Who Has Been On The Podium?**

# Circuit History

**Circuit Zandvoort** known for sponsorship reasons as **CM.com Circuit Zandvoort**, and previously known as Circuit Park Zandvoort until 2017, is a 4.259 km (2.646 mi) motorsport racetrack located in the dunes north of Zandvoort, Netherlands, near the North Sea coast line. It returned to the Formula One calendar in 2021 as the location of the revived Dutch Grand Prix.

Our track is the Nationaal Circuit, which includes two thirds of the F1 track, with **Phil Rees**' excellent banked sections.

Round 10		Zandvoort (Netherlands)			Round 11	
	Adults		1st	2nd	3rd	
DHRC 172	16-Oct 2001	127' 7"	M Chadwick	S Goodlip	J Tague	
DHRC 195	29-Oct 2002	127' 7"	S Goodlip	L Pateman	N Sismeij	
DHRC 217	28-Oct 2003	127' 7"	M Chadwick (2)	S Goodlip	L Pateman	
DHRC 239	26-Oct 2004	127' 7"	L Pateman	M Chadwick	N Sismeij	
DHRC 302	25-Sep 2007	127' 7"	W Lander (1)	P Rees	N Sismeij	
DHRC 341	14-Jul 2009	127' 7"	J Sismeij (1)	L Pateman	T Chadwick	
DHRC 392	12-Jul 2011	127' 7"	L Pateman	J Sismeij	P Rees	
DHRC 518	19-Apr 2016	130' 2"	S Goodlip	J Sismeij	L Pateman	
DHRC 568	27-Mar 2018	130' 2"	J Lymer (1)	N Sismeij	S Goodlip	
DHRC 637 F1	15-Mar 2022	98' 6"	S Goodlip	P Rees	C Bowles	
DHRC 638 GC	15-Mar 2022	98' 6"	A Smith	L Pateman	A Turnbull	
DHRC 649 F1	27-Sep 2022	98' 6"	A Turnbull (1)	A Smith	P Rees	
DHRC 650 GC	27-Sep 2022	98' 6"	A Smith	N Sismeij	P Rees	
DHRC 665 F1	02-May 2023	98' 6"	P Rees (1)	L Pateman	S Goodlip	
DHRC 666 GC	02-May 2023	98' 6"	L Pateman (3)	S Goodlip	C Bowles	
DHRC 679 F1	17-Oct 2023	98' 6"	S Goodlip	A Smith	L Pateman	
DHRC 680 GC	17-Oct 2023	98' 6"	A Smith	L Pateman	R Litherland	
DHRC 718 F1	10-Dec 2024	98' 6"	A Smith	P Rees	S Goodlip	
DHRC 719 GC	10-Dec 2024	98' 6"	S Goodlip (4)	A Smith	L Pateman	
DHRC 727 F1	29-Apr 2025	98' 6"	A Smith	R Litherland	L Pateman	
DHRC 728 GC	29-Apr 2025	98' 6"	A Smith (6)	C Bowles	L Pateman	
DHRC 761 F1	28-Apr 2026	98' 6"				
DHRC 762 GC	28-Apr 2026	98' 6"				
Juniors			1st	2nd	3rd	
DHRC 172	16-Oct 2001	127' 7"	J Henry (1)	J Sismeij	T Chadwick	
DHRC 195	29-Oct 2002	127' 7"	J Sismeij	T Chadwick	T Green	
DHRC 217	28-Oct 2003	127' 7"	J Sismeij (2)	T Chadwick	T Measham	
DHRC 239	26-Oct 2004	127' 7"	T Chadwick (1)	J Sismeij	T Measham	
DHRC 302	25-Sep 2007	127' 7"	A Hughes (1)	R Hughes	C Bullock	
DHRC 341	14-Jul 2009	127' 7"	L Smith (1)	A Oaspring	L Capewell	
DHRC 392	12-Jul 2011	127' 7"	J Mellor (1)	J Pateman	K Levers	
DHRC 518	19-Apr 2016	130' 2"	F Holmes	A Turnbull	D Jackson	
DHRC 568	27-Mar 2018	130' 2"	F Holmes (1)	A Turnbull	Z Roythorne	
DHRC 637 F1	15-Mar 2022	98' 6"	L Bowles	J Thompson	J Lawson	
DHRC 638 GC	15-Mar 2022	98' 6"	L Bowles	J Lawson	J Thompson	
DHRC 649 F1	27-Sep 2022	98' 6"	E Doyle (1)	H Smith	L Bowles	
DHRC 650 GC	27-Sep 2022	98' 6"	J Lawson (1)	L Bowles	H Smith	
DHRC 665 F1	02-May 2023	98' 6"	JJ Hughes-Dowd	H Smith	J Thompson	
DHRC 666 GC	02-May 2023	98' 6"	L Bowles	JJ Hughes-Dowd	H Smith	
DHRC 679 F1	17-Oct 2023	98' 6"	JJ Hughes-Dowd	L Bowles	J Woodhouse	
DHRC 680 GC	17-Oct 2023	98' 6"	L Bowles (4)	JJ Hughes-Dowd	J Woodhouse	
DHRC 718 F1	10-Dec 2024	98' 6"	JJ Hughes-Dowd	J Woodhouse	JT Hughes-Dowd	
DHRC 719 GC	10-Dec 2024	98' 6"	JJ Hughes-Dowd	JT Hughes-Dowd	J Graham	
DHRC 727 F1	29-Apr 2025	98' 6"	JJ Hughes-Dowd (4)	JT Hughes-Dowd	J Woodhouse	
DHRC 728 GC	29-Apr 2025	98' 6"	JT Hughes-Dowd (1)	JJ Hughes-Dowd	J Woodhouse	
DHRC 761 F1	28-Apr 2026	98' 6"				
DHRC 762 GC	28-Apr 2026	98' 6"				

Circuit Records		Lap Length 98' 6"	
<b>Qualifying</b>			
F1	A Smith	27Sep22	
GC	A Smith	17Oct23	
<b>Fastest Laps</b>			
F1	S Goodlip	17Oct23	5.85 secs (11.480 mph)
GC	A Smith	17Oct23	4.33 secs (15.510 mph)
<b>Race Laps</b>			
F1	A Smith	29Apr25	28.1 Laps
GC	A Smith	17Oct23	39.2 Laps
<b>Final Points</b>			
	J Lamb	15Mar22	7.0 Points






**DHRC 761 & 762**



## Zandvoort Best Off Chart 1

Qualifying Combined					Final Points			
Pos	Adult	Laps	MPH	Date	Pos	Adult	Pts	Date
1	A Holliday	N/A	N/A	N/A	1	J Lamb	7.0	15-Mar-22
1	A Smith (M)	N/A	N/A	N/A	2	L Blacker	4.5	10-Dec-24
1	A Stevenson	N/A	N/A	N/A	3	P Rees (M)	4.0	02-May-23
1	A Thompson	N/A	N/A	N/A	4	D Turnbull	3.5	15-Mar-22
1	A Turnbull	N/A	N/A	N/A	4	G Peach (M)	3.5	02-May-23
1	A Woodhouse	N/A	N/A	N/A	4	A Turnbull	3.5	02-May-23
1	C Blake	N/A	N/A	N/A	4	JJ Hughes-Dowd	3.5	10-Dec-24
1	C Bowles	N/A	N/A	N/A	4	R Litherland	3.5	29-Apr-25
1	C Cooper	N/A	N/A	N/A	9	C Bowles	3.0	15-Mar-22
1	D Edwards	N/A	N/A	N/A	9	L Smith	3.0	15-Mar-22
1	D Garbett (M)	N/A	N/A	N/A	9	S Goodlip (M)	3.0	15-Mar-22
1	D Hughes-Dowd	N/A	N/A	N/A	9	H Smith	3.0	27-Sep-22
1	D Latham	N/A	N/A	N/A	9	A Smith (M)	3.0	02-May-23
1	D Turnbull	N/A	N/A	N/A	9	L Pateman	3.0	10-Dec-24
1	G Peach (M)	N/A	N/A	N/A	15	N Sismey (M)	2.5	02-May-23
1	G Reynolds (M)	N/A	N/A	N/A	15	G Reynolds (M)	2.5	29-Apr-25
1	H Smith	N/A	N/A	N/A	15	C Blake	2.5	29-Apr-25
1	J Dudley	N/A	N/A	N/A	18	D Hughes-Dowd	2.0	29-Apr-25
1	J Lamb	N/A	N/A	N/A	19	L Edwards	1.5	15-Mar-22
1	J Lawson	N/A	N/A	N/A	19	M Dutson	1.5	15-Mar-22
1	J Mills	N/A	N/A	N/A	19	D Edwards	1.5	15-Mar-22
1	JJ Hughes-Dowd	N/A	N/A	N/A	19	C Cooper	1.5	15-Mar-22
1	JT Hughes-Dowd	N/A	N/A	N/A	19	J Lawson	1.5	27-Sep-22
1	L Blacker	N/A	N/A	N/A	19	S Smith	1.5	02-May-23
1	L Edwards	N/A	N/A	N/A	19	D Latham	1.5	17-Oct-23
1	L Pateman	N/A	N/A	N/A	19	JT Hughes-Dowd	1.5	10-Dec-24
1	L Smith	N/A	N/A	N/A	19	S Gray (M)	1.5	29-Apr-25
1	M Dutson	N/A	N/A	N/A	19	M Graham	1.5	29-Apr-25
1	M Graham	N/A	N/A	N/A	19	S Whittaker	1.5	29-Apr-25
1	N Sismey (M)	N/A	N/A	N/A	19	J Mills	1.5	29-Apr-25
1	P Rees (M)	N/A	N/A	N/A	31	R Lawson	1.0	27-Sep-22
1	R Lawson	N/A	N/A	N/A	31	A Holliday	1.0	17-Oct-23
1	R Litherland	N/A	N/A	N/A	31	A Woodhouse	1.0	29-Apr-25
1	S Goodlip (M)	N/A	N/A	N/A	34	D Garbett (M)	0.5	15-Mar-22
1	S Gray (M)	N/A	N/A	N/A	34	J Dudley (M)	0.5	29-Apr-25
1	S Smith	N/A	N/A	N/A	36	A Thompson	0.0	15-Mar-22
1	S Whittaker	N/A	N/A	N/A	36	A Stevenson	0.0	02-May-23
Pos	Junior	Laps	MPH	Date	Pos	Junior	Pts	Date
1	B Crunden	N/A	N/A	N/A	1	J Thompson	3.0	02-May-23
1	E Doyle	N/A	N/A	N/A	2	T Stevenson	2.5	17-Oct-23
1	E Woodhouse	N/A	N/A	N/A	2	J Woodhouse	2.5	10-Dec-24
1	H Smith	N/A	N/A	N/A	2	J Graham	2.5	10-Dec-24
1	J Graham	N/A	N/A	N/A	2	L Whittaker	2.5	29-Apr-25
1	J Lawson	N/A	N/A	N/A	6	L Bowles	2.0	15-Mar-22
1	J Thompson	N/A	N/A	N/A	6	E Doyle	2.0	27-Sep-22
1	J Woodhouse	N/A	N/A	N/A	6	JJ Hughes-Dowd	2.0	02-May-23
1	JJ Hughes-Dowd	N/A	N/A	N/A	6	JT Hughes-Dowd	2.0	29-Apr-25
1	JT Hughes-Dowd	N/A	N/A	N/A	10	J Lawson	1.5	15-Mar-22
1	L Bowles	N/A	N/A	N/A	10	H Smith	1.5	27-Sep-22
1	L Whittaker	N/A	N/A	N/A	10	E Woodhouse	1.5	17-Oct-23
1	M Blake	N/A	N/A	N/A	10	B Crunden	1.5	29-Apr-25
1	T Stevenson	N/A	N/A	N/A	14	M Blake	0.5	29-Apr-25

Zandvoort Best Off Chart 2 - F1

Qualifying					Fastest Laps					Race Laps				
Pos	Adult	Laps	MPH	Date	Pos	Adult	Time	MPH	Date	Pos	Adult	Laps	MPH	Date
1	A Smith (M)	51.3	9.570	27-Sep-22	1	S Goodlip (M)	5.85	11.480	17-Oct-23	1	A Smith (M)	28.1	10.484	29-Apr-25
2	L Smith	50.7	9.458	10-Dec-24	2	L Pateman	5.90	11.383	17-Oct-23	2	P Rees (M)	26.7	9.962	27-Sep-22
3	L Pateman	50.0	9.328	17-Oct-23	3	A Smith (M)	5.98	11.231	29-Apr-25	3	S Goodlip (M)	26.5	9.887	17-Oct-23
4	C Bowles	49.1	9.160	27-Sep-22	4	C Bowles	6.37	10.543	02-May-23	4	A Turnbull	26.1	9.738	27-Sep-22
5	S Goodlip (M)	49.0	9.141	10-Dec-24	5	P Rees (M)	6.42	10.461	10-Dec-24	5	L Pateman	25.9	9.663	27-Apr-25
6	N Sismey (M)	48.7	9.085	10-Dec-24	6	A Turnbull	6.43	10.445	27-Sep-22	6	R Litherland	25.4	9.477	17-Oct-23
7	A Turnbull	48.1	8.973	27-Sep-22	6	G Peach (M)	6.43	10.445	17-Oct-23	6	L Smith	25.4	9.477	10-Dec-24
8	P Rees (M)	47.7	8.899	10-Dec-24	8	R Litherland	6.49	10.348	29-Apr-25	8	C Bowles	25.3	9.440	15-Mar-22
9	A Holliday	44.1	8.227	17-Oct-23	9	L Smith	6.52	10.300	10-Dec-24	9	N Sismey (M)	24.8	9.253	27-Sep-22
10	D Hughes-Dowd	44.0	8.208	10-Dec-24	10	N Sismey (M)	6.61	10.160	15-Mar-22	9	G Peach (M)	24.8	9.253	02-May-23
11	G Peach (M)	43.9	8.190	17-Oct-23	10	L Blacker	6.61	10.160	29-Apr-25	9	JJ Hughes-Dowd	24.8	9.253	10-Dec-24
12	R Litherland	43.8	8.171	17-Oct-23	12	D Garbett (M)	6.80	9.876	15-Mar-22	12	D Hughes-Dowd	23.6	8.805	29-Apr-25
13	S Gray (M)	42.8	7.984	17-Oct-23	13	D Edwards	6.82	9.847	15-Mar-22	13	L Blacker	23.5	8.768	29-Apr-25
13	JJ Hughes-Dowd	42.8	7.984	10-Dec-24	14	JJ Hughes-Dowd	6.84	9.819	02-May-23	14	S Gray (M)	23.2	8.656	29-Apr-25
15	D Garbett (M)	42.6	7.947	15-Mar-22	15	S Gray (M)	6.87	9.776	15-Mar-22	15	L Edwards	22.5	8.395	15-Mar-22
16	D Turnbull	41.5	7.742	27-Sep-22	16	D Hughes-Dowd	6.90	9.733	29-Apr-25	16	A Holliday	22.4	8.358	17-Oct-23
17	L Blacker	41.2	7.686	17-Oct-23	17	D Turnbull	6.96	9.649	03-May-23	17	D Turnbull	22.2	8.283	15-Mar-22
18	D Edwards	40.9	7.630	15-Mar-22	18	S Whittaker	7.07	9.499	29-Apr-25	18	D Garbett (M)	21.8	8.134	15-Mar-22
19	A Woodhouse	40.6	7.574	29-Apr-25	19	C Cooper	7.18	9.354	15-Mar-22	19	JT Hughes-Dowd	21.7	8.096	10-Dec-24
20	D Latham	40.0	7.462	17-Oct-23	20	A Woodhouse	7.19	9.341	29-Apr-25	20	A Woodhouse	21.5	8.022	17-Oct-23
21	M Dutson	39.3	7.332	27-Sep-22	21	D Latham	7.30	9.200	17-Oct-23	20	D Latham	21.5	8.022	17-Oct-23
22	M Graham	39.1	7.294	10-Dec-24	22	J Lamb	7.31	9.187	02-May-23	22	D Edwards	21.3	7.947	15-Mar-22
23	A Stevenson	38.7	7.220	10-Dec-24	23	A Holliday	7.34	9.150	17-Oct-23	23	M Graham	21.1	7.873	10-Dec-24
24	JT Hughes-Dowd	38.4	7.164	10-Dec-24	24	H Smith	7.36	9.125	02-May-23	23	S Whittaker	21.1	7.873	29-Apr-25
25	S Whittaker	38.3	7.145	29-Apr-25	25	M Graham	7.37	9.112	29-Apr-25	25	A Stevenson	20.7	7.723	17-Oct-23
26	L Edwards	37.3	6.958	15-Mar-22	26	M Dutson	7.46	9.003	27-Sep-22	26	M Dutson	20.3	7.574	27-Sep-22
27	C Cooper	36.7	6.846	15-Mar-22	27	L Edwards	7.47	8.991	15-Mar-22	27	J Lamb	19.6	7.313	15-Mar-22
28	S Smith	36.5	6.809	02-May-23	28	A Stevenson	7.60	8.837	17-Oct-23	28	H Smith	19.5	7.276	27-Sep-22
29	J Lamb	36.2	6.753	15-Mar-22	29	J Lawson	7.64	8.790	27-Sep-22	29	C Cooper	19.4	7.238	15-Mar-22
30	R Lawson	35.4	6.604	15-Mar-22	30	R Lawson	7.72	8.699	15-Mar-22	30	J Lawson	19.3	7.201	27-Sep-22
31	H Smith	35.1	6.548	02-May-23	31	A Thompson	7.79	8.621	15-Mar-22	31	C Blake	19.2	7.164	29-Apr-25
32	C Blake	35.0	6.529	29-Apr-25	31	JT Hughes-Dowd	7.79	8.621	10-Dec-24	32	R Lawson	18.6	6.940	15-Mar-22
33	A Thompson	34.8	6.492	02-May-23	33	S Smith	8.00	8.395	02-May-23	33	S Smith	18.5	6.902	02-May-23
34	J Lawson	34.1	6.361	27-Sep-22	34	C Blake	8.24	8.150	29-Apr-25	34	G Reynolds (M)	18.2	6.791	29-Apr-25
35	G Reynolds (M)	28.6	5.335	29-Apr-25	35	G Reynolds (M)	8.86	7.580	29-Apr-25	35	A Thompson	17.5	6.529	02-May-23
36	J Mills	28.0	5.223	29-Apr-25	36	J Mills	9.30	7.221	29-Apr-25	36	J Mills	15.6	5.820	29-Apr-25
37	J Dudley (M)	24.8	4.627	29-Apr-25	37	J Dudley (M)	9.63	6.974	29-Apr-25	37	J Dudley (M)	13.4	5.000	29-Apr-25
Pos	Junior	Laps	MPH	Date	Pos	Junior	Time	MPH	Date	Pos	Junior	Laps	MPH	Date
1	JJ Hughes-Dowd	46.6	8.693	17-Oct-23	1	L Bowles	6.72	9.994	02-May-23	1	JJ Hughes-Dowd	24.6	9.178	17-Oct-23
2	L Bowles	41.0	7.649	17-Oct-23	2	JJ Hughes-Dowd	6.77	9.920	17-Oct-23	2	J Graham	22.2	8.283	29-Apr-25
3	J Woodhouse	39.7	7.406	29-Apr-25	3	B Crunden	6.95	9.663	29-Apr-25	3	JT Hughes-Dowd	21.9	8.171	29-Apr-25
4	JT Hughes-Dowd	38.4	7.164	10-Dec-24	4	J Graham	7.07	9.499	29-Apr-25	4	J Woodhouse	21.7	8.096	10-Dec-24
5	J Graham	37.4	6.977	10-Dec-24	5	J Woodhouse	7.09	9.472	29-Apr-25	5	L Bowles	21.1	7.873	02-May-23
6	B Crunden	37.1	6.921	29-Apr-25	6	H Smith	7.36	9.125	02-May-23	6	B Crunden	20.8	7.761	29-Apr-25
7	H Smith	35.1	6.548	02-May-23	7	JT Hughes-Dowd	7.39	9.088	29-Apr-25	7	E Doyle	20.3	7.574	27-Sep-22
8	J Thompson	33.5	6.250	15-Mar-22	8	J Lawson	7.74	8.677	15-Mar-22	8	L Whittaker	18.5	6.902	29-Apr-25
8	T Stevenson	33.5	6.250	17-Oct-23	8	L Whittaker	7.74	8.677	29-Apr-25	9	H Smith	18.3	6.828	02-May-23
10	J Lawson	32.8	6.119	27-Sep-22	10	J Thompson	7.76	8.655	02-May-23	10	J Thompson	18.1	6.753	15-Mar-22
11	L Whittaker	31.2	5.820	29-Apr-25	11	M Blake	7.87	8.534	29-Apr-25	10	M Blake	18.1	6.753	29-Apr-25
12	E Doyle	30.0	5.597	27-Sep-22	12	E Doyle	7.98	8.416	27-Sep-22	12	J Lawson	17.1	6.380	27-Sep-22
13	M Blake	29.8	5.559	29-Apr-25	13	T Stevenson	8.13	8.261	10-Dec-24	13	T Stevenson	17.0	6.343	10-Dec-24
14	E Woodhouse	27.6	5.149	10-Dec-24	14	E Woodhouse	8.42	7.976	10-Dec-24	14	E Woodhouse	15.1	5.634	10-Dec-24

Zandvoort Best Off Chart 3 - GC

Qualifying					Fastest Laps					Race Laps				
Pos	Adult	Laps	MPH	Date	Pos	Adult	Time	MPH	Date	Pos	Adult	Laps	MPH	Date
1	A Smith (M)	71.9	13.413	17-Oct-23	1	A Smith (M)	4.33	15.510	17-Oct-23	1	A Smith (M)	39.2	14.626	17-Oct-23
2	L Pateman	66.8	12.462	02-May-23	2	L Pateman	4.67	14.381	15-Mar-22	2	L Pateman	35.3	13.171	02-May-23
3	S Goodlip (M)	63.6	11.865	10-Dec-24	3	R Litherland	4.72	14.229	17-Oct-23	3	S Goodlip (M)	34.4	12.835	10-Dec-24
4	C Bowles	62.7	11.697	29-Apr-25	4	S Goodlip (M)	4.87	13.790	17-Oct-23	4	C Bowles	34.1	12.723	29-Apr-25
5	N Sismey (M)	59.4	11.081	27-Sep-22	5	C Bowles	4.89	13.734	29-Apr-25	5	R Litherland	33.5	12.499	17-Oct-23
6	A Turnbull	58.7	10.951	15-Mar-22	6	G Peach (M)	5.10	13.168	17-Oct-23	6	N Sismey (M)	31.8	11.865	27-Sep-22
7	R Litherland	58.3	10.876	17-Oct-23	7	N Sismey (M)	5.24	12.817	29-Apr-25	7	G Peach (M)	31.5	11.753	17-Oct-23
8	P Rees (M)	57.2	10.671	17-Oct-23	7	L Blacker	5.24	12.817	29-Apr-25	8	A Turnbull	31.1	11.604	15-Mar-22
9	L Blacker	56.0	10.447	17-Oct-23	9	L Smith	5.25	12.792	27-Sep-22	9	P Rees (M)	30.7	11.454	17-Oct-23
10	D Garbett (M)	55.8	10.410	15-Mar-22	10	A Turnbull	5.29	12.695	02-May-23	10	L Smith	30.6	11.417	27-Sep-22
11	G Peach (M)	55.6	10.372	15-Mar-22	11	P Rees (M)	5.32	12.624	17-Oct-23	11	L Blacker	30.3	11.305	17-Oct-23
11	L Smith	55.6	10.372	10-Dec-24	12	D Turnbull	5.47	12.278	10-Dec-24	12	D Garbett (M)	28.5	10.634	15-Mar-22
13	D Turnbull	51.8	9.663	02-May-23	13	JJ Hughes-Dowd	5.57	12.057	10-Dec-24	13	D Hughes-Dowd	28.4	10.596	17-Oct-23
14	S Whittaker	49.9	9.309	29-Apr-25	14	D Garbett (M)	5.59	12.014	15-Mar-22	14	D Turnbull	27.8	10.372	27-Sep-22
15	A Stevenson	48.4	9.029	02-May-23	15	J Lawson	5.68	11.824	27-Sep-22	15	J Lamb	27.5	10.260	15-Mar-22
16	JJ Hughes-Dowd	48.3	9.011	02-May-23	16	D Hughes-Dowd	5.70	11.782	10-Dec-24	16	C Cooper	27.3	10.186	15-Mar-22
17	S Gray (M)	46.7	8.712	17-Oct-23	17	J Lamb	5.74	11.700	15-Mar-22	16	A Woodhouse	27.3	10.186	10-Dec-24
18	C Cooper	46.6	8.693	15-Mar-22	18	D Edwards	5.76	11.660	15-Mar-22	18	JJ Hughes-Dowd	27.1	10.111	10-Dec-24
18	J Lawson	46.6	8.693	27-Sep-22	19	C Cooper	5.77	11.639	15-Mar-22	19	S Gray (M)	26.5	9.887	17-Oct-23
20	M Graham	46.5	8.675	29-Apr-25	20	H Smith	5.94	11.306	27-Sep-22	19	A Stevenson	26.5	9.887	10-Dec-24
21	D Hughes-Dowd	46.2	8.619	29-Apr-25	21	A Stevenson	5.96	11.268	17-Oct-23	21	D Edwards	26.2	9.775	15-Mar-22
21	A Woodhouse	46.2	8.619	29-Apr-25	21	A Woodhouse	5.96	11.268	10-Dec-24	22	J Lawson	26.1	9.738	27-Sep-22
23	A Thompson	45.6	8.507	02-May-23	21	S Gray (M)	5.96	11.268	29-Apr-25	23	H Smith	25.8	9.626	27-Sep-22
24	R Lawson	45.0	8.395	27-Sep-22	24	A Thompson	5.97	11.249	02-May-23	24	R Lawson	25.5	9.514	27-Sep-22
25	H Smith	44.5	8.302	02-May-23	24	M Graham	5.97	11.249	10-Dec-24	24	S Whittaker	25.5	9.514	29-Apr-25
26	S Smith	43.4	8.096	02-May-23	26	JT Hughes-Dowd	6.05	11.101	10-Dec-24	26	S Smith	24.8	9.253	27-Sep-22
27	L Edwards	43.2	8.059	15-Mar-22	27	R Lawson	6.08	11.046	27-Sep-22	27	JT Hughes-Dowd	24.7	9.216	10-Dec-24
28	D Edwards	43.0	8.022	15-Mar-22	28	S Whittaker	6.18	10.867	29-Apr-25	28	M Graham	24.6	9.178	10-Dec-24
29	A Holliday	42.5	7.929	17-Oct-23	29	D Latham	6.23	10.780	17-Oct-23	29	D Latham	24.5	9.141	17-Oct-23
30	JT Hughes-Dowd	41.7	7.779	10-Dec-24	30	S Smith	6.34	10.593	02-May-23	30	A Thompson	23.5	8.768	02-May-23
31	J Mills	41.4	7.723	29-Apr-25	31	M Dutson	6.40	10.494	15-Mar-22	30	A Holliday	23.5	8.768	17-Oct-23
32	C Blake	39.5	7.369	29-Apr-25	32	A Holliday	6.53	10.285	17-Oct-23	32	L Edwards	23.4	8.731	15-Mar-22
33	M Dutson	39.2	7.313	10-Dec-24	33	J Mills	6.73	9.979	29-Apr-25	33	C Blake	23.1	8.619	29-Apr-25
34	J Lamb	38.6	7.201	15-Mar-22	34	L Edwards	6.84	9.819	15-Mar-22	34	M Dutson	21.5	8.022	10-Dec-24
35	D Latham	38.5	7.182	17-Oct-23	35	C Blake	7.02	9.567	29-Apr-25	35	J Mills	21.1	7.873	29-Apr-25
35	J Dudley (M)	38.5	7.182	29-Apr-25	36	J Dudley (M)	7.16	9.380	29-Apr-25	36	J Dudley (M)	20.3	7.574	29-Apr-25
37	G Reynolds (M)	37.9	7.070	29-Apr-25	37	G Reynolds (M)	7.34	9.150	29-Apr-25	37	G Reynolds (M)	19.8	7.388	29-Apr-25
Pos	Junior	Laps	MPH	Date	Pos	Junior	Time	MPH	Date	Pos	Junior	Laps	MPH	Date
1	JJ Hughes-Dowd	52.1	9.719	29-Apr-25	1	J Lawson	5.63	11.929	27-Sep-22	1	JJ Hughes-Dowd	27.4	10.223	29-Apr-25
2	L Bowles	50.8	9.477	02-May-23	2	JJ Hughes-Dowd	5.64	11.908	10-Dec-24	1	JT Hughes-Dowd	27.4	10.223	29-Apr-25
3	JT Hughes-Dowd	46.2	8.619	29-Apr-25	3	L Bowles	5.69	11.803	27-Sep-22	3	L Bowles	27.0	10.074	02-May-23
4	J Woodhouse	45.5	8.488	29-Apr-25	4	JT Hughes-Dowd	5.98	11.231	10-Dec-24	4	J Lawson	26.2	9.775	27-Sep-22
5	J Lawson	44.8	8.358	27-Sep-22	4	J Woodhouse	5.98	11.231	29-Apr-25	5	J Woodhouse	24.4	9.104	10-Dec-24
6	H Smith	44.5	8.302	02-May-23	6	H Smith	6.12	10.974	27-Sep-22	6	J Thompson	24.1	8.992	02-May-23
7	L Whittaker	41.7	7.779	29-Apr-25	7	J Graham	6.29	10.677	10-Dec-24	7	H Smith	23.1	8.619	02-May-23
8	J Thompson	41.0	7.649	02-May-23	8	J Thompson	6.33	10.610	02-May-23	8	L Whittaker	22.7	8.470	29-Apr-25
9	J Graham	40.8	7.611	29-Apr-25	9	B Crunden	6.42	10.461	29-Apr-25	9	J Graham	22.4	8.358	10-Dec-24
10	B Crunden	40.5	7.555	29-Apr-25	10	M Blake	6.55	10.253	29-Apr-25	10	B Crunden	21.0	7.835	29-Apr-25
11	M Blake	37.5	6.996	29-Apr-25	11	L Whittaker	6.56	10.238	29-Apr-25	11	T Stevenson	20.7	7.723	10-Dec-24
12	T Stevenson	33.4	6.231	17-Oct-23	12	E Woodhouse	6.90	9.733	10-Dec-24	12	M Blake	19.9	7.425	29-Apr-25
13	E Woodhouse	29.8	5.559	10-Dec-24	13	T Stevenson	7.01	9.580	10-Dec-24	13	E Woodhouse	17.5	6.529	10-Dec-24
14	E Doyle	16.7	3.115	27-Sep-22	14	E Doyle	8.20	8.190	27-Sep-22	14	E Doyle	14.6	5.447	27-Sep-22

Visit [dhorc.co.uk](http://dhorc.co.uk) or Find us on **facebook**

Derby HO Racing Club



**TOMY AFX TYCO** **Carrera DIGITAL**

Club Night

**R&R**

# Rules & Regulations 2026



Derby HO Racing Club  [www.dhorc.co.uk](http://www.dhorc.co.uk)

Derby HO Racing Club  [www.dhorc.co.uk](http://www.dhorc.co.uk)

**dhorc** **dhorc**

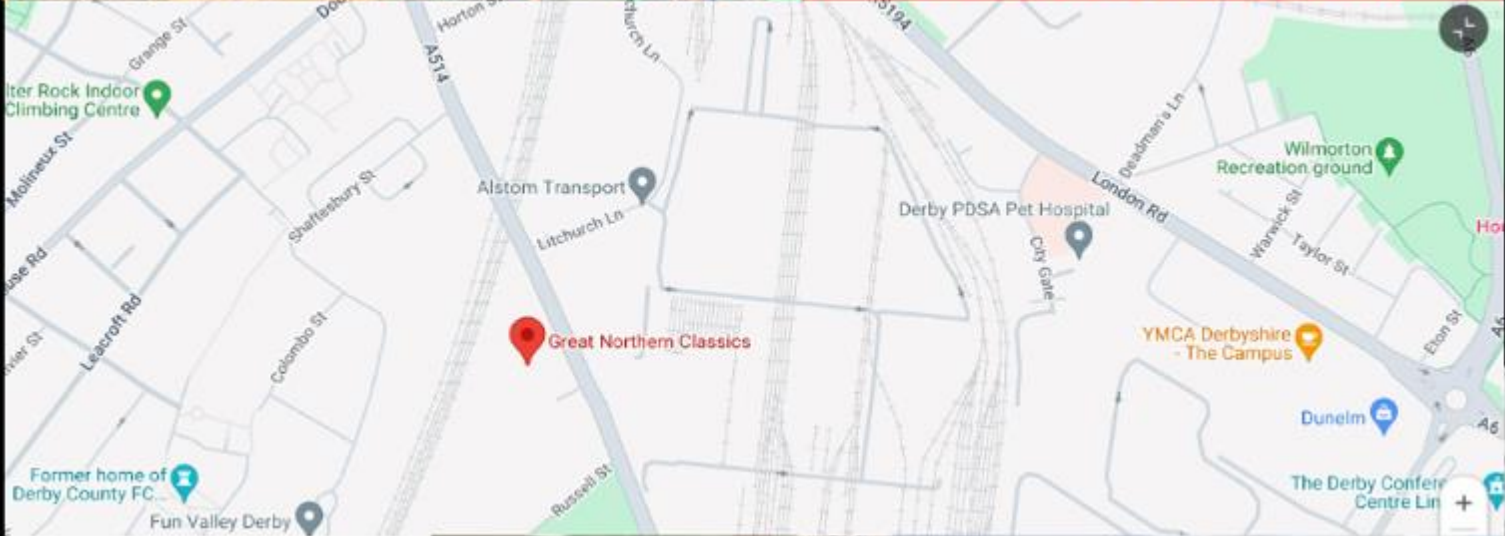
Home of HO Le Mans **TOMY AFX TYCO** **SmartRa** **Carrera DIGITAL**

<https://dhorc.co.uk/wp-content/uploads/2025/12/DHORC-Rules-Regs-2026-1.pdf>

# Where is DHORC?



[www.dhorc.co.uk](http://www.dhorc.co.uk)



## GREAT NORTHERN CLASSICS



Great Northern Classics  
274 – 278 Osmaston Road  
Derby DE24 8AE

Nick Sismey  
[sismey80@hotmail.co.uk](mailto:sismey80@hotmail.co.uk)  
07984339192