

Visit dhorc.co.uk or Find us on **facebook**

Derby HO Racing Club 
www.dhorc.co.uk

dhorc

Home of HO Le Mans

TOMY AFX
TYCO

Club Night

762

Round 11  Zandvoort – GC  29Apr26


cslautomation.co.uk

woodland
auto centre

Angus takes
1st win of
the year

Denis Takes
2 Final
Wins



WORKSHOP
—TOOLS—

ADULTS

- 01 A SMITH
- 02 R LITHERLAND
- 03 C BOWLES

JUNIORS

- 01 J WOODHOUSE
- 02 M BLAKE
- 03 E WOODHOUSE

This Week: HO Miami Circuit at Miami GP – Three Corporate Events in May



History and Key Facts



HO Club founded on 7 July 1992

- DHORC: Derby HO Racing Club ("HO" Is The Scale = 1/64th)
- Based at Derby Leisure and Events, open to all!
- Home of world famous international Le Mans 24 Hour race until 2019.
- Smaller scale version of Scalextric, once set up works all night!
- Four and Eight lane circuits
- Computerised timing
- Statistics for every meeting and every member since July 1992
- Over 30 Club Nights each year
- 50+ circuit designs, up to 567 feet in length
- Eight-lane routed dhorcingham oval
- Two car categories – Tyco open wheel (F1)
 - Tomy SGP, BSRT, VSR, Bulldog enclosed wheel (GC)



Carrera Digital Club 1st race 18 January 2022

- 1/32nd Carrera Digital GT Cars
- 16 Evenings a year, with 15-minute Endurance & 5-minute Sprint Races
- 10+ circuits
- Full computerised timing and stats through SmartRace App



The Club Nights and Magazine Coverage

HO

- Racing starts at 18:45 hours – Finished by 22:00 hours
- Minimum of four 3-minute qualifying races & up to two Finals (F1 & GC) for each member
- Championship points for all members
- Magazine produced for every meeting covering every member & track statistic

Carrera Digital

- Racing starts at 18:00 – Finished by 22:00 hours
- Magazine produced after each evening
- Championship points for all members
- Rules & regulations booklet covering all the DHORC rules produced each year
- Great family atmosphere, a help-all culture

Membership Fees, Car Costs and Prizes

- Adult £40 and junior (under 16) £20 for HO & Carrera, £50/£25 combined
- Only £50 Total expenditure for two cars HO Cars, £65 one Carrera
- All cars and spares can be bought at club
- Adult, Masters (over 56), Junior (16 & under) HO Championships
- Adult & 70+ Carrera Championships





Editorial 762



Five Adult winners from eleven Club Nights. Congratulations to **Angus Smith** for becoming our 5th Adult winner one race after **Chris Bowles** became our fourth. That already matches the number of Adult winners last year. Who will be next?

Angus also took the Masters' win, while **Andrew Woodhouse** and **Jenson Woodhouse** took back-to-back Early Parents and Junior wins, respectively, congrats all.

I was amazed when **Dan DeCosmo** sent over pictures of his Miami F1 track and the Miami GP last weekend. We spent most of the race texting each other about his track and his deal with F1. Please see the pics from Page 5 and the videos he sent us on our Facebook Page.

We have a very busy two weeks coming up with a Carrera Digital Test, another HO Race Evening and three possible Corporate events! I'm looking forward to our holiday in Cornwall soon after!

See you at Nashville on 12May26.

Nick Sismey



Front Cover: Denis Latham extended his lead in the Final Challenge.

Derby HO Racing Club		Committee...2026		Derby HO Racing Club	
Chairman / Treasurer	Nick Sismey	M 07984 339 192	sismey80@hotmail.co.uk		
Vice Chairman	Phil Rees	M 07912 378 652	dhorcman.p.r@ntlworld.com		
Secretary	Laura Edwards	M 07501 217 254	laurabubbles07@hotmail.co.uk		
CD Spares	Stuart Gray	M 07874 253 955	stuartcgray7@btinternet.com		
HO Spares + HO & CD Race Control	Lewis Blacker	M 07713 059 906	lewisjayblacker@outlook.com		
HO Race Control	Dan Hughes-Dowd	M 07568 480 438	dthd1984@gmail.com		
HO Parc Ferme	Reuben Litherland	M 07775 061 685	rj.litherland@yahoo.com		
HO & CD Race Control	Liam Smith	M 07477 698 158	liam-smith-93@hotmail.co.uk		
Carrera Digital	Victor de Oliveira	M 07841 505 860	vic.deo@hotmail.com		
HO Carrera Digital Scrutineer	Angus Smith	M 07591 813 431	angus@angussmith500.plus.com		
HO Carrera Digital Scrutineer	Simon Goodlip	M 07803 551708	simon.goodlip@sky.com		
Carrera Digital	Steve White	M 07859 999 480	wslotcarsteve@gmail.com		

THIS SLOT CAR MAGAZINE IS PUBLISHED AND COPYRIGHT 2026 BY DHORC, AND NO PORTION MAY BE REPRODUCED OR TRANSMITTED WITHOUT WRITTEN PERMISSION, AND MAY CONTAIN ARTICLES AND GRAPHICS REPRINTED WITH THE PERMISSION OF THE ORIGINAL COPYRIGHT HOLDER, WHO RETAINS ALL RIGHTS.

Contents.....762

Page	Details
003	Editorial
004	Contents
005	News & Views Including..... 1. Acknowledgements 2. Miami F1 HO circuit at Miami F1 Grand Prix 3. Two Corporate events over the weekend of 9/10May 4. Rolls-Royce & Boeing at Zandvoort Nationaal - 13May26
006	2026 Calendar
008	2026 Winners & Continuous Club Night Attendance Records
010	DHORC Official Clothing
012	Slot Cars & Spares
013	Razorlite Lexans HO
014	Race Report – Zandvoort GC – 29 April 2026 - Round 11 of 37 Including..... Page 24 - Race Results Page 30 - Best Results Page 35 - Championship Tables
041	Members' Statistics
055	Next Circuit - Nashville – 12 May 2026 - Rounds 12 & 13 OF 37
061	Rules and Regulations 2026
062	Razorlite Lexans HO Catalogue



SLOT CARSDIRECT
UK's HO 1/64th Slot Car Specialist
We specialize in Tomy AFX, Viper Scale Racing
and Bulldog Racing Products.

AFX
RACING

Viper Scale Racing

News & Views.....762

1. Acknowledgements for DHORC 762

Phil Rees	Setting Up & Everything Else	Lee Pateman	Marshalling & PA
Ryan Goodere	SU, Marshalling & Packing Away	Gordon Reynolds	Marshalling & PA
Leo Sismey	Setting Up	Ellis Woodhouse	Marshalling
Reuben Litherland	Parc Ferme, Marsh & PA	Charlie Youart	Marshalling
Lewis Blacker	Spares, RC, Marsh & PA	Denis Latham	Marshalling & PA
Angus Smith	RC, Marshalling & PA	Chris Bowles	Marshalling & PA
Andrew Woodhouse	Marshalling	Jenson Woodhouse	Marshalling
Jim Dudley	Marshalling & Packing Away	Nick Jarram	Marshalling & PA
Colin Blake	Marshalling & Packing Away	Max Blake	Marshalling

2. Miami F1 HO circuit at Miami F1 Grand Prix

DHORC friend **Dan DeCosmo's** (left) incredible HO Miami International Autodromo F1 HO circuit ran at the actual Miami F1 Grand Prix this weekend. His www.roamingraceway.com company built the base, frame and table while, yet another DHORC friend based in California, Brad Bowman and <https://bradstracks.fsmra.com/> (who made our 8-Lane 233' routed Le Mans HO track) made the track surface.

Dan was managing the track alongside fellow DHORC friends **Ryan Archambault** (middle), **Erik Eckhardt** and **Jonathan Reimels** (right) who have all run and had great success at our Le Mans 24-hour race. They will also be running a track at the Vegas GP again and are but a signature away from running a track at the Austin, Circuit of the Americas GP.



Derby HO Racing Club		HO Calendar 2026			Derby HO Racing Club	
Tuesday	06-Jan	Conference Room	1 (F1)		Miami	
Tuesday	27-Jan	Conference Room	2 (F1)	3 (GC)	Interlagos	
Tuesday	17-Feb	Mezzanine / The Tram Shed	4 (F1)	5 (GC)	Cadwell Park	
Saturday	28-Feb	John Fretwell Sporting Complex	Corporate 1		Birthday Party	
Tuesday	10-Mar	Conference Room	6 (F1)	7 (GC)	Monaco	
Tuesday	31-Mar	Conference Room	8 (F1)	9 (GC)	Long Beach	
Sat/Sun	18/19Apr	Donington Park	Corporate 2		BTCC	
Wednesday	29-Apr	Table Tennis Room	10 (F1)	11 (GC)	Zandvoort	
Saturday	09-May	Mezzanine / The Tram Shed	Corporate 3		GNC Derby Children's Holiday Centre	
Sat/Sun	09/10May	Statfold Country Park	Corporate 4		Miniatures & Model Engineering	
Tuesday	12-May	Table Tennis Room	12 (F1)	13 (GC)	Nashville	
Tuesday	02-Jun	Table Tennis Room	14 (F1)	15 (GC)	Dijon-Prenois	
Tuesday	23-Jun	Table Tennis Room	16 (F1)	17 (GC)	Shanghai	
Sat/Sun	11/12Jul	Turn Post Farm, Wymeswold	Corporate 5		Rempstone Steam & Country Show	
Tuesday	14-Jul	Table Tennis Room	18 (F1)	19 (GC)	Red Bull Ring	
Tuesday	28-Jul	Nightingale Hall	20 (F1)	21 (GC)	DHORC Ingham Oval	
Sat/Sun	01/02Aug	Highacres Farm	Corporate 6		Cromford Steam Rally	
Tuesday	04-Aug	Table Tennis Room	24 (F1)	25 (GC)	Florano	
Sat/Sun	08/09Aug	Donington Park	Corporate 7		Convoy in the Park	
Sat/Sun	22/23Aug	Donington Park	Corporate 8		BTCC	
Tuesday	15-Sep	Table Tennis Room	26 (F1)	27 (GC)	Jarama	
Tuesday	29-Sep	Table Tennis Room	28 (F1)	29 (GC)	Pukekohe Park	
Tuesday	20-Oct	Table Tennis Room	30 (F1)	31 (GC)	Donington Park	
Tuesday	10-Nov	Table Tennis Room	32 (F1)	33 (GC)	Trois-Rivieres	
Tuesday	17-Nov	Table Tennis Room			AGM	
Tuesday	24-Nov	Table Tennis Room	34 (F1)	35 (GC)	Watkins Glen	
Tuesday	15-Dec	Table Tennis Room	36 (F1)	37 (GC)	Jacarepagua	

Derby HO Racing Club		CD Calendar 2026			Derby HO Racing Club	
Tuesday	13-Jan	Conference Room	Test Night		Sonoma (New)	
Tuesday	20-Jan	Mezzanine / The Tram Shed	1	2 3	Sonoma	
Friday	30-Jan	Mezzanine / The Tram Shed	4	5 6	Monza	
Saturday	31-Jan	Mezzanine / The Tram Shed	7 to 11		Monza	
Tuesday	10-Feb	Conference Room	12	13 14	Mugello	
Tuesday	24-Feb	Mezzanine / The Tram Shed	Test Night		Ruapuna (New)	
Tuesday	17-Mar	Mezzanine / The Tram Shed	15	16 17	Ruapuna	
Tuesday	14-Apr	Pit Lane	18	19 20	Autodromo di Franciacorta	
Tuesday	05-May	Table Tennis Room	Test Night		Fortaleza (New)	
Tuesday	26-May	Table Tennis Room	21	22 23	Fortaleza	
Tuesday	16-Jun	Table Tennis Room	24	25 26	Fuji	
Tuesday	07-Jul	Table Tennis Room	27	28 29	Okayama	
Tuesday	28-Jul	Table Tennis Room	30	31 32	Watkins Glen	
Tuesday	08-Sep	Table Tennis Room	33	34 35	Sonoma	
Friday	18-Sep	Table Tennis Room	36	37 38	Road America	
Saturday	19-Sep	Table Tennis Room	39 to 44		Road America	
Tuesday	13-Oct	Table Tennis Room	45	46 47	Ruapuna	
Friday	23-Oct	Table Tennis Room	48	49 50	Road Atlanta	
Saturday	24-Oct	Table Tennis Room	51 to 56		Road Atlanta	
Tuesday	03-Nov	Table Tennis Room	57	58 59	Fortaleza	
Tuesday	17-Nov	Table Tennis Room			AGM	
Tuesday	01-Dec	Table Tennis Room	60	61	Luanda	
Friday	11-Dec	Nightingale Hall	62	63 64	Le Mans	
Saturday	12-Dec	Nightingale Hall	65 to 70		Le Mans	
Sunday	13-Dec	Nightingale Hall	6-Hour Race		Le Mans	



Winners 2026

F1 Qualifies on Green & Blue, GC on Yellow & Red Lanes

Day	Date	Rnd	Track	Final	Adults	Masters	Juniors	Early Parents
Tue	06-Jan	1	Miami	F1	S Goodlip	N Sismey	JJ Hughes-Dowd	S Whittaker
Tue	27-Jan	2	Interlagos	F1	S Goodlip (2)	M Gretton	JJ Hughes-Dowd	J Crunden
Tue	27-Jan	3	Interlagos	GC	R Litherland	J Dudley	JJ Hughes-Dowd	S Whittaker
Tue	17-Feb	4	Cadwell Park	F1	L Pateman	S Gray	JJ Hughes-Dowd	S Whittaker
Tue	17-Feb	5	Cadwell Park	GC	R Litherland	S Whittaker	JJ Hughes-Dowd (5)	S Whittaker (4)
Tue	10-Mar	6	Monaco	F1	R Litherland	A Smith	J Woodhouse	J Crunden
Tue	10-Mar	7	Monaco	GC	R Litherland	N Sismey (2)	J Woodhouse	J Crunden
Tue	31-Mar	8	Long Beach	F1	R Litherland	Jim, Nick, Stuart	J Woodhouse	A Woodhouse
Tue	31-Mar	9	Long Beach	GC	R Litherland (6)	M Gretton (2)	B Crunden	J Crunden (4)
Wed	29-Apr	10	Zandvoort	F1	C Bowles	G Reynolds	J Woodhouse	A Woodhouse
Wed	29-Apr	11	Zandvoort	GC	A Smith	A Smith (2)	J Woodhouse (5)	A Woodhouse (3)
Tue	12-May	12	Nashville	F1				
Tue	12-May	13	Nashville	GC				
Tue	02-Jun	14	Dijon-Prenois	F1				
Tue	02-Jun	15	Dijon-Prenois	GC				
Tue	23-Jun	16	Shanghai	F1				
Tue	23-Jun	17	Shanghai	GC				
Tue	14-Jul	18	Red Bull Ring	F1				
Tue	14-Jul	19	Red Bull Ring	GC				
Tue	28-Jul	20	dhorcingham	F1				
Tue	28-Jul	21	dhorcingham	GC				
Tue	28-Jul	22	dhorcingham	F1				
Tue	28-Jul	23	dhorcingham	GC				
Tue	04-Aug	24	Fiorano	F1				
Tue	04-Aug	25	Fiorano	GC				
Tue	15-Sep	26	Jarama	F1				
Tue	15-Sep	27	Jarama	GC				
Tue	29-Sep	28	Pukekohe	F1				
Tue	29-Sep	29	Pukekohe	GC				
Tue	20-Oct	30	Misano	F1				
Tue	20-Oct	31	Misano	GC				
Tue	10-Nov	32	Trois-Rivieres	F1				
Tue	10-Nov	33	Trois-Rivieres	GC				
Tue	24-Nov	34	Watkins Glen	F1				
Tue	24-Nov	35	Watkins Glen	GC				
Tue	15-Dec	36	Jacarepagua	F1				
Tue	15-Dec	37	Jacarepagua	GC				

Race Winners

Adults: Angus Smith | Masters: Angus Smith | Juniors: Jenson Woodhouse | Early Parents: Andrew Woodhouse

Continuous Club Night Attendance Records

Members below have built up ten or more continuous Club Night attendances, including DHORC 762:-

Nick Sismey	311 Club Nights	Lewis Blacker	63	Reuben Litherland	43
Andrew Woodhouse	27	Jenson Woodhouse	27	Lee Pateman	12
Charlie Youart	12				

Record Club Night Attendance Phil Rees 710

Record Continuous Club Night Attendance Nick Sismey 311

Record Continuous Evening Attendance Nick Sismey 233



Dan DeCosmo

Derby HO Racing Club www.dhore.co.uk

dhore

Home of HO Le Mans TOMY AFK TYCO

Official Clothing

Derby HO Racing Club www.dhore.co.uk

dhore

SmartRac(e) Carrera DIGITAL

Contact
Nick Sismey

Derby HO Racing Club www.dhore.co.uk

dhore

TOMY AFK TYCO Carrera DIGITAL

Original DHORC
Polo Shirts
or Carrera DIGITAL 132

Derby HO Racing Club www.dhore.co.uk

dhore

TOMY AFK TYCO Carrera DIGITAL

Original DHORC
T-Shirts
or Carrera DIGITAL 132

Derby HO Racing Club www.dhore.co.uk

dhore

TOMY AFK TYCO Carrera DIGITAL

Original DHORC
Hoodies
or Carrera DIGITAL 132

Derby HO Racing Club www.dhore.co.uk

dhore

TOMY AFK TYCO Carrera DIGITAL

Original DHORC
Caps & Beanies
or Carrera DIGITAL 132

3. Two Corporate events over the weekend of 9/10May

It's going to be a busy weekend over 9/10May26 with our HO Corporate tracks, with two days at the Statfold Country Park Models & Model Engineering Show running our 8-Lane Gazebo track and also the Saturday at the GNC Planes, Trains & Automobiles event with a new 4-Lane track. Thanks to all who are supporting these events

4. Rolls-Royce & Boeing at Zandvoort Nationaal – 13May26

Less than a month since we returned home we have received a request to run a Corporate track for Rolls-Royce and a visiting Boeing team on 13May26. We will run our banked Zandvoort Nationaal track as that is always a firm favourite.



Nick Sismey



Slot Cars & Spares



Open Wheel (F1)

Body	£10.00	Bulkhead	£4.00
Chassis	£10.00	Armature	£6.00
Whole Car	£20.00	Crown/Pinion Gear	£2.50
Pickup Shoes (Pair)	£2.00	Rear Tyres (Pair)	£2.00
Pickup Springs	£1.00	Sponge (Pair)	£2.50
Pinion Gear	£1.50	Rear Axle with tyres	£5.00
Front Tyres (Pair)	£1.00	Guide Pins	£1.50
Front Axle	£2.00	Traction Magnets (Pair)	£2.00
Brush Springs (Pair)	£1.50	Brush Tubes (Pair)	£2.00
Brushes (Pair)	£2.00		
Motor Magnets (Pair)	£3.00		



Enclosed Wheel (GC)



VSR Chassis	£30.00		
Bulldog Club Chassis	£15.00		
Painted Lexan Body	£10.00		
Pickup Shoes (Pair)	£2.00	Viper Endbell	£8.00
Pickup Springs	£1.00	Armature	£6.00
#417 7T Delrin Pinion Gear	£1.50	22T VSR Crown Gear	£2.50
Front Axle, Wheels and Tyres	£4.00	Rear Tyres (Pair)	£3.00
Rear Axle, Crown Gear & Tyres	£8.00	Guide Pins	£2.50
Rear Narrow Hubs (Pair)	£3.00	VSR Pro Blank Chassis	£10.00
Bulldog Crown Wheel & Pinion	£2.00	Bulldog Can Motor	£5.00
Body Clip	£1.00		

Please Note: The Spares box may carry more items than listed here.



Updated 03Jan26



Visit our
Facebook Page
or the back of
this magazine



Clear plastic bodies to suit a variety of HO
chassis. Many not found elsewhere



Race Report



Round 11

Zandvoort – GC

29th April 2026



Angus Smith won his first Club Night of 2026 at DHORC 762

Round 10 **Zandvoort (Netherlands)**  **Round 11**

	Adults			1st	2nd	3rd
DHRC 172	16-Oct	2001	127' 7"	M Chadwick	S Goodlip	J Tague
DHRC 195	29-Oct	2002	127' 7"	S Goodlip	L Pateman	N Sismey
DHRC 217	28-Oct	2003	127' 7"	M Chadwick (2)	S Goodlip	L Pateman
DHRC 239	26-Oct	2004	127' 7"	L Pateman	M Chadwick	N Sismey
DHRC 302	25-Sep	2007	127' 7"	W Lander (1)	P Rees	N Sismey
DHRC 341	14-Jul	2009	127' 7"	J Sismey (1)	L Pateman	T Chadwick
DHRC 392	12-Jul	2011	127' 7"	L Pateman	J Sismey	P Rees
DHRC 518	19-Apr	2016	130' 2"	S Goodlip	J Sismey	L Pateman
DHRC 568	27-Mar	2018	130' 2"	J Lymer (1)	N Sismey	S Goodlip
DHRC 637 F1	15-Mar	2022	98' 6"	S Goodlip	P Rees	C Bowles
DHRC 638 GC	15-Mar	2022	98' 6"	A Smith	L Pateman	A Turnbull
DHRC 649 F1	27-Sep	2022	98' 6"	A Turnbull (1)	A Smith	P Rees
DHRC 650 GC	27-Sep	2022	98' 6"	A Smith	N Sismey	P Rees
DHRC 665 F1	02-May	2023	98' 6"	P Rees (1)	L Pateman	S Goodlip
DHRC 666 GC	02-May	2023	98' 6"	L Pateman (3)	S Goodlip	C Bowles
DHRC 679 F1	17-Oct	2023	98' 6"	S Goodlip	A Smith	L Pateman
DHRC 680 GC	17-Oct	2023	98' 6"	A Smith	L Pateman	R Litherland
DHRC 718 F1	10-Dec	2024	98' 6"	A Smith	P Rees	S Goodlip
DHRC 719 GC	10-Dec	2024	98' 6"	S Goodlip (4)	A Smith	L Pateman
DHRC 727 F1	29-Apr	2025	98' 6"	A Smith	R Litherland	L Pateman
DHRC 728 GC	29-Apr	2025	98' 6"	A Smith	C Bowles	L Pateman
DHRC 761 F1	29-Apr	2026	98' 6"	C Bowles (1)	R Litherland	A Smith
DHRC 762 GC	29-Apr	2026	98' 6"	A Smith (7)	R Litherland	C Bowles

	Juniors			1st	2nd	3rd
DHRC 172	16-Oct	2001	127' 7"	J Henry (1)	J Sismey	T Chadwick
DHRC 195	29-Oct	2002	127' 7"	J Sismey	T Chadwick	T Green
DHRC 217	28-Oct	2003	127' 7"	J Sismey (2)	T Chadwick	T Measham
DHRC 239	26-Oct	2004	127' 7"	T Chadwick (1)	J Sismey	T Measham
DHRC 302	25-Sep	2007	127' 7"	A Hughes (1)	R Hughes	C Bullock
DHRC 341	14-Jul	2009	127' 7"	L Smith (1)	A Oxspring	L Capewell
DHRC 392	12-Jul	2011	127' 7"	J Mellor (1)	J Pateman	K Levers
DHRC 518	19-Apr	2016	130' 2"	F Holmes	A Turnbull	D Jackson
DHRC 568	27-Mar	2018	130' 2"	F Holmes (1)	A Turnbull	Z Roythorne
DHRC 637 F1	15-Mar	2022	98' 6"	L Bowles	J Thompson	J Lawson
DHRC 638 GC	15-Mar	2022	98' 6"	L Bowles	J Lawson	J Thompson
DHRC 649 F1	27-Sep	2022	98' 6"	E Doyle (1)	H Smith	L Bowles
DHRC 650 GC	27-Sep	2022	98' 6"	J Lawson (1)	L Bowles	H Smith
DHRC 665 F1	02-May	2023	98' 6"	JJ Hughes-Dowd	H Smith	J Thompson
DHRC 666 GC	02-May	2023	98' 6"	L Bowles	JJ Hughes-Dowd	H Smith
DHRC 679 F1	17-Oct	2023	98' 6"	JJ Hughes-Dowd	L Bowles	J Woodhouse
DHRC 680 GC	17-Oct	2023	98' 6"	L Bowles (4)	JJ Hughes-Dowd	J Woodhouse
DHRC 718 F1	10-Dec	2024	98' 6"	JJ Hughes-Dowd	J Woodhouse	JT Hughes-Dowd
DHRC 719 GC	10-Dec	2024	98' 6"	JJ Hughes-Dowd	JT Hughes-Dowd	J Graham
DHRC 727 F1	29-Apr	2025	98' 6"	JJ Hughes-Dowd (4)	JT Hughes-Dowd	J Woodhouse
DHRC 728 GC	29-Apr	2025	98' 6"	JT Hughes-Dowd (1)	JJ Hughes-Dowd	J Woodhouse
DHRC 761 F1	29-Apr	2026	98' 6"	J Woodhouse	M Blake	E Woodhouse
DHRC 762 GC	29-Apr	2026	98' 6"	J Woodhouse (2)	M Blake	E Woodhouse

Circuit Records

Lap Length 98' 6"

Qualifying		
F1	A Smith	27Sep22
	51.3 Laps	
GC	A Smith	17Oct23
	71.9 Laps	

Fastest Laps		
F1	S Goodlip.	17Oct23
	5.85 secs (11.480 mph)	
GC	A Smith	17Oct23
	4.33 secs (15.510 mph)	

Race Laps		
F1	A Smith	29Apr25
	28.1 Laps	
GC	A Smith	17Oct23
	39.2 Laps	

Final Points		
7.0 Points	J Lamb	15Mar22



DHRC 761 & 762



Andrew Woodhouse won both Early Parents races at Zandvoort and now leads the Championship.

GC Finals ADULT REPORT GC Finals

Reigning Champion Angus finally takes top step of the podium!

'A' Final – Angus Smith, our reigning double Champion (and one of four to now have five Championships under his belt), finally took his first win of 2026 with his distinctive orange GC car. Our fifth Adult winner of the year dominated all categories, taking the five points from Qualifying to go with the 45 for the win, maximising his evening with a 50 points score. His third Pole of the year took him to a career 101 front row lock outs, which now equals past five time Champion Martin Chadwick in third in the all-time record books. His first win since 30Sep25 at the Pukekohe GC race takes him onto a total of 81, while he also recorded his 94th (3rd) fastest lap and 101st (3rd) most race laps in the process.

While no track records were broken on the night across both classes and age groups Angus beat Championship leader **Reuben Litherland** by exactly four laps here. Reuben had to break out of the 'B' Final to challenge Angus, taking second. Reuben continues to lead the Adult Championship after two second place finishes in the Netherlands, extending the gap to second placed **Lee Pateman**, who he beat in the 'B', from 41 to 60 points. Angus' first win of the year takes him from fifth to third overall, 45 points back.



Chris Bowles dropped a place from his grid position to take third 1.5 laps behind Reuben, despite almost matching him on lap times with **Nick Sismey** qualifying straight into the 'A' but wasn't able to match the three ahead of him taking fourth 2.2 laps further down the Dutch track. This was his 709th Club Night, just one off the all-time record holder Phil Rees on 710.



Jim Dudley took a best finish of 9th in the GC Club Night

'B' Final – **Lewis Blacker** qualified 4.7 laps and two grid positions higher than Lee but couldn't prevent Lee's much quicker car eking out a sixth tenths lead as both realised Reuben was in a league of his own on this occasion. Lee would take fifth, Lewis sixth with **Denis Latham** matching Mr Pateman's performance in the F1 Club Night by taking both the 'D' and 'C' Final wins. While he was stopped in his tracks here, in seventh, his 4.5 Final points extends his lead in the Final Challenge from 1.0 to 3.0 points over Reuben, who moves up from fourth to second, while Nick S drops from runner up spot to fifth. Lewis also drops from equal second down to third, 0.5 points back.

'C' Final – **Colin Blake** oh so nearly stopped Denis progressing through from the 'C' to the 'B' as he got to with 0.3 laps of our Final Challenge leader, with a quicker lap time. In fact had he matched his 25.3 laps on Red Lane in Qualifying it would have been Colin moving up to the 'B' by a tenth! Those 25.3 laps gave Colin the ninth the best race laps of the Club Night beating his PB of 11th on 03Jun25 at Dijon-Prenois.

Jim Dudley staved off our much improved F1 racer **Nick Jarram** here, the latter having qualified the better of the two, but Jim took his pink coloured racer to ninth just three tenths ahead of Nick in tenth despite Nick lapping over a second a lap quicker at times.

'D' Final – **Ryan Goodere** was the best of the rest behind 'B' Final destined Denis, 5.2 laps the deficit as he took 11th while **Gordon Reynolds** was in 12th, 1.1 laps in arrears, despite out qualifying his younger challenger.

Again **Andrew Woodhouse** would win the Early Parents and again he would take home the Wooden Spoon, his third in both categories for the year. Being the only Early Parents attendee he took home 21 points from both Club Nights despite not running in a Final. This turned a 2 point deficit into a 40 point lead over the absent Jim Crunden with the retired Dan Hughes-Dowd another 50 points back in third.

MASTERS REPORT


Angus takes 2nd win of the year!

To go with his first overall win Angus took his second Masters win of the year from Gordon and Jim in joint second with Nick in fourth. Nick continues atop the Championship pile even extending his lead by 0.5 points to 3.5 ahead of new second placed Master Angus, with the absent Stuart Gray dropping to third 0.5 points in arrears.





Ryan Goodere ran in his third and fourth Club Nights setting a PB of 10th in F1



JUNIOR REPORT


Jenson's perfect evening!

'A' Final – **Jenson Woodhouse** repeated his F1 performance taking a maximum 50 points haul again. He would take his 13th (3rd) Pole by 4.8 laps, his 15th (5th) win by 5.0 laps, his PB fourth straight fastest lap and best race laps leaving him on 9 (4) and 14 (4) respectively in those categories. In what was a mirror of the F1 result **Max Blake** would be that racer in second with **Ellis Woodhouse** again in third and **Charlie Youart** making fourth his own at Zandvoort. He also set two more PBs in the GC Club Night. Third on the grid beat his fourth at Monaco on 10Mar26 and the third most race laps beat his fourth set a few minutes earlier in the F1 race! Meanwhile Max became our 88th Junior to complete 20 Club Nights.

There is no change at the top of the Junior Championship standings with Jenson taking home two maximum points hauls on the Dutch coast, extending his lead over the retired JJ Hughes-Dowd by 100 points, 56 to 156 with Charlie moving up a place to third, three points back.

With two wins and 2.0 Final points added to his total by each of his wins Jenson extends his lead in the Final Challenge from 0.5 points to 4.5 points over the absent Baxter Crunden with Ellis leapfrogging the absent Luca Whittaker into third, a point further back.





Colin Blake took 8th in GC

Race Results



Who Came Where?

Who Scored What?



Junior 'A' – Max Blake (2nd), winner Jenson Woodhouse, Ellis Woodhouse (3rd) & Charlie Youart (4th)



DERBY H:O SLOT CAR CLUB CHAMPIONSHIP RACE 762													
Zandvoort - 29 April 2026 - GC - Round 11													
MASTER POINTS TABLE (NM = NON MEMBER)													
QUALIFYING			FASTEST LAPS				FINAL POSITIONS				POINTS TOTAL		
POS	JUNIOR	ADULT	LAPS	POS	ADULT	TIME	MPH	POS	ADULT	LAPS	POS	ADULT	PTS
1	J Woodhouse	A Smith (M)	68.3	1	A Smith (M)	4.80	13.991	1	A Smith (M)	35.2	1	A Smith (M)	50
2	M Blake	R Litherland	62.3	2	R Litherland	5.05	13.299	2	R Litherland	33.3	2	R Litherland	38
3	C Youart	C Bowles	58.6	3	L Pateman	5.05	13.299	3	C Bowles	32.2	3	C Bowles	34
4	E Woodhouse	N Sismey (M)	56.6	4	C Bowles	5.10	13.168	4	N Sismey (M)	30.2	4	N Sismey (M)	31
5		L Pateman	56.4	5	N Sismey (M)	5.45	12.323	5	L Blacker	29.7	5	L Pateman	29
6		A Woodhouse	53.2	6	L Blacker	5.57	12.057	6	L Pateman	28.4	6	L Blacker	28
7		L Pateman	51.7	7	D Latham	5.67	11.845	7	A Woodhouse	27.6	7	D Latham	27
8		N Jarram	48.3	8	C Blake	5.95	11.287	8	D Latham	27.5	8	C Blake	26
9		C Blake	47.4	9	N Jarram	5.99	11.212	9	C Blake	25.3	9	J Dudley (M)	25
10		J Dudley (M)	46.2	10	R Goodere	6.05	11.101	10	N Jarram	25.2	10	N Jarram	24
11		D Latham	44.6	11	A Woodhouse	6.10	11.010	11	J Dudley (M)	23.3	11	R Goodere	23
12		G Reynolds (M)	42.3	12	J Dudley (M)	6.28	10.694	12	G Reynolds (M)	22.4	12	G Reynolds (M)	22
13		R Goodere	38.7	13	G Reynolds (M)	6.95	9.663	13	R Goodere	22.2	13	A Woodhouse	21
QUALIFYING			FASTEST LAPS				FINAL POSITIONS				POINTS TOTAL		
POS	JUNIOR	ADULT	LAPS	POS	JUNIOR	TIME	MPH	POS	JUNIOR	LAPS	POS	JUNIOR	PTS
1	J Woodhouse	J Woodhouse	47.3	1	J Woodhouse	5.87	11.441	1	J Woodhouse	27.0	1	J Woodhouse	50
2	M Blake	M Blake	42.5	2	M Blake	6.23	10.780	2	M Blake	23.2	2	M Blake	38
3	C Youart	E Woodhouse	36.7	3	E Woodhouse	6.96	9.649	3	C Youart	20.2	3	E Woodhouse	34
4	E Woodhouse	C Youart	35.9	4	C Youart	7.14	9.406	4	E Woodhouse	18.3	4	C Youart	31

Final Points

POS	ADULT	PTS
1	D Latham	4.5
2	R Litherland	3.5
3	A Smith (M)	2.0
4	L Pateman	1.5
4	C Blake	1.5
4	R Goodere	1.5
7	C Bowles	1.0
7	L Blacker	1.0
7	J Dudley (M)	1.0
7	G Reynolds (M)	1.0
11	N Sismey (M)	0.5
11	N Jarram	0.5
13	A Woodhouse	0.0

FINAL POINTS

POS	ADULT	PTS
1	J Woodhouse	2.0
2	M Blake	1.5
3	E Woodhouse	1.0
4	C Youart	0.5





Adult 'D' – Gordon Reynolds (12th), winner Denis Latham & Ryan (11th)



CL		NAME		YELLOW		RED		QUAL		FIN		FINAL 1		FINAL 2		FINAL 3		BEST		TOTAL	
				LAPS	TIME	LAPS	TIME	LAPS	TIME	PTS	POS	LAPS	TIME	LAPS	TIME	LAPS	TIME	LAPS	TIME	LAPS	TIME
A	A	A Smith (M)	33.5	4.89	34.8	4.80	68.3	A1	2.0	35.2	4.82							35.2	4.80	103.5	
A	C	Bowles	30.1	5.10	32.2	5.22	62.3	A3	1.0	29.7	5.24							32.2	5.10	92.0	
A	N	Sisney (M)	28.4	5.45	30.2	5.51	58.6	A4	0.5	27.5	5.71							30.2	5.45	86.1	
A	R	Litherland	24.3	5.38	32.3	5.05	56.6	A2	3.5	33.3	5.12	31.2	5.21					33.3	5.05	121.1	
A	L	Blacker	26.7	5.57	29.7	5.69	56.4	B3	1.0	27.8	5.77							29.7	5.57	84.2	
A	A	Woodhouse	25.6	6.11	27.6	6.10	53.2	E1										27.6	6.10	53.2	
A	L	Pateman	24.7	5.41	27.0	5.06	51.7	B2	1.5	28.4	5.05							28.4	5.05	80.1	
A	N	Jarram	23.1	6.74	25.2	6.38	48.3	C4	0.5	21.9	5.99							25.2	5.99	70.2	
A	C	Blake	22.1	6.61	25.3	6.42	47.4	C2	1.5	24.9	5.95							25.3	5.95	72.3	
A	J	Dudley (M)	22.9	6.61	23.3	6.28	46.2	C3	1.0	22.2	7.16							23.3	6.28	68.4	
A	D	Latham	20.4	6.43	24.2	5.80	44.6	B4	4.5	27.5	6.05	25.2	6.14	23.3	5.67			27.5	5.67	120.6	
A	G	Reynolds (M)	19.9	7.19	22.4	6.99	42.3	D3	1.0	21.0	6.95							22.4	6.95	63.3	
A	R	Goodere	17.6	6.60	21.1	6.05	38.7	D2	1.5	22.2	6.61							22.2	6.05	60.9	
J	J	Woodhouse	20.3	6.53	27.0	5.87	47.3	A1	2.0	26.5	5.72							27.0	5.72	73.8	
J	M	Blake	19.3	7.21	23.2	6.23	42.5	A2	1.5	21.5	6.35							23.2	6.23	64.0	
J	C	Youart	16.5	7.61	20.2	7.14	36.7	A4	0.5	13.8	8.97							20.2	7.14	50.5	
J	E	Woodhouse	17.6	7.24	18.3	6.96	35.9	A3	1.0	18.2	7.25							18.3	6.96	54.1	
TOTAL FEET																129,852.6		TOTAL LAPS		1,318.3	



DERBY H:O SLOT CAR CLUB CHAMPIONSHIP RACE 762
Zandvoort - 29 April 2026 - GC - Round 11

QUALIFYING AND FINAL RACE RESULTS





Adults 'C' – Jim (9th), Colin (8th), Nick Jarram (10th) & winner Denis



Everyone's
Best Results
At This Circuit



What are my Best Scores?
Who Have I Beaten?



Adult 'B' – Lewis Blacker (6th), winner Reuben Litherland, Lee Pateman (5th) & Denis (7th)



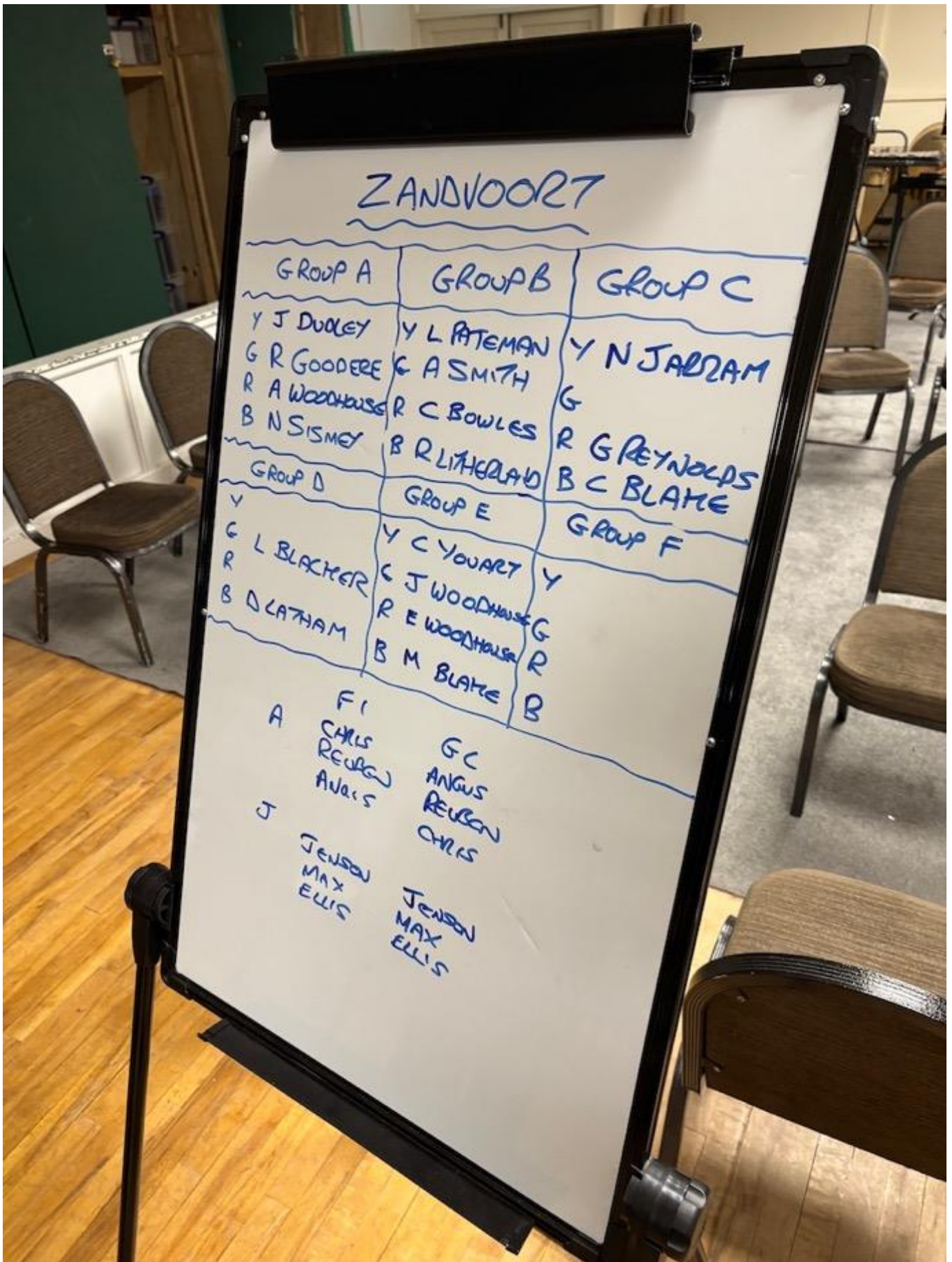
Zandvoort Best Off Chart 3 - GC

Qualifying					Fastest Laps					Race Laps				
Pos	Adult	Laps	MPH	Date	Pos	Adult	Time	MPH	Date	Pos	Adult	Laps	MPH	Date
1	A Smith (M)	71.9	13.413	17-Oct-23	1	A Smith (M)	4.33	15.510	17-Oct-23	1	A Smith (M)	39.2	14.626	17-Oct-23
2	L Pateman	66.8	12.462	02-May-23	2	L Pateman	4.67	14.381	15-Mar-22	2	L Pateman	35.3	13.171	02-May-23
3	S Goodlip (M)	63.6	11.865	10-Dec-24	3	R Litherland	4.72	14.229	17-Oct-23	3	S Goodlip (M)	34.4	12.835	10-Dec-24
4	C Bowles	62.7	11.697	29-Apr-25	4	S Goodlip (M)	4.87	13.790	17-Oct-23	4	C Bowles	34.1	12.723	29-Apr-25
5	N Sismey (M)	59.4	11.081	27-Sep-22	5	C Bowles	4.89	13.734	29-Apr-25	5	R Litherland	33.5	12.499	17-Oct-23
6	A Turnbull	58.7	10.951	15-Mar-22	6	G Peach (M)	5.10	13.168	17-Oct-23	6	N Sismey (M)	31.8	11.865	27-Sep-22
7	R Litherland	58.3	10.876	17-Oct-23	7	N Sismey (M)	5.24	12.817	29-Apr-25	7	G Peach (M)	31.5	11.753	17-Oct-23
8	P Rees (M)	57.2	10.671	17-Oct-23	7	L Blacker	5.24	12.817	29-Apr-25	8	A Turnbull	31.1	11.604	15-Mar-22
9	L Blacker	56.4	10.522	29-Apr-26	9	L Smith	5.25	12.792	27-Sep-22	9	P Rees (M)	30.7	11.454	17-Oct-23
10	D Garbett (M)	55.8	10.410	15-Mar-22	10	A Turnbull	5.29	12.695	02-May-23	10	L Smith	30.6	11.417	27-Sep-22
11	G Peach (M)	55.6	10.372	15-Mar-22	11	P Rees (M)	5.32	12.624	17-Oct-23	11	L Blacker	30.3	11.305	17-Oct-23
11	L Smith	55.6	10.372	10-Dec-24	12	D Turnbull	5.47	12.278	10-Dec-24	12	D Garbett (M)	28.5	10.634	15-Mar-22
13	A Woodhouse	53.2	9.925	29-Apr-26	13	JJ Hughes-Dowd	5.57	12.057	10-Dec-24	13	D Hughes-Dowd	28.4	10.596	17-Oct-23
14	D Turnbull	51.8	9.663	02-May-23	14	D Garbett (M)	5.59	12.014	15-Mar-22	14	D Turnbull	27.8	10.372	27-Sep-22
15	S Whittaker	49.9	9.309	29-Apr-25	15	D Latham	5.67	11.845	29-Apr-26	15	A Woodhouse	27.6	10.298	29-Apr-26
16	A Stevenson	48.4	9.029	02-May-23	16	J Lawson	5.68	11.824	27-Sep-22	16	J Lamb	27.5	10.260	15-Mar-22
17	JJ Hughes-Dowd	48.3	9.011	02-May-23	17	D Hughes-Dowd	5.70	11.782	10-Dec-24	16	D Latham	27.5	10.260	29-Apr-26
17	N Jarram	48.3	9.011	29-Apr-26	18	J Lamb	5.74	11.700	15-Mar-22	18	C Cooper	27.3	10.186	15-Mar-22
19	C Blake	47.4	8.843	29-Apr-26	19	D Edwards	5.76	11.660	15-Mar-22	19	JJ Hughes-Dowd	27.1	10.111	10-Dec-24
20	S Gray (M)	46.7	8.712	17-Oct-23	20	C Cooper	5.77	11.639	15-Mar-22	20	S Gray (M)	26.5	9.887	17-Oct-23
21	C Cooper	46.6	8.693	15-Mar-22	21	C Cooper	5.94	11.306	27-Sep-22	20	A Stevenson	26.5	9.887	10-Dec-24
21	J Lawson	46.6	8.693	27-Sep-22	22	C Blake	5.95	11.287	29-Apr-26	22	D Edwards	26.2	9.775	15-Mar-22
23	M Graham	46.5	8.675	29-Apr-25	23	A Stevenson	5.96	11.268	17-Oct-23	23	J Lawson	26.1	9.738	27-Sep-22
24	D Hughes-Dowd	46.2	8.619	29-Apr-25	23	A Woodhouse	5.96	11.268	10-Dec-24	24	H Smith	25.8	9.626	27-Sep-22
24	J Dudley (M)	46.2	8.619	29-Apr-26	23	S Gray (M)	5.96	11.268	29-Apr-25	25	R Lawson	25.5	9.514	27-Sep-22
26	A Thompson	45.6	8.507	02-May-23	26	A Thompson	5.97	11.249	02-May-23	25	S Whittaker	25.5	9.514	29-Apr-25
27	R Lawson	45.0	8.395	27-Sep-22	26	M Graham	5.97	11.249	10-Dec-24	27	C Blake	25.3	9.440	29-Apr-26
28	D Latham	44.6	8.320	29-Apr-26	28	N Jarram	5.99	11.212	29-Apr-26	28	N Jarram	25.2	9.402	29-Apr-26
29	H Smith	44.5	8.302	02-May-23	29	JT Hughes-Dowd	6.05	11.101	10-Dec-24	29	S Smith	24.8	9.253	27-Sep-22
30	S Smith	43.4	8.096	02-May-23	29	R Goodere	6.05	11.101	29-Apr-26	30	JT Hughes-Dowd	24.7	9.216	10-Dec-24
31	L Edwards	43.2	8.059	15-Mar-22	31	R Lawson	6.08	11.046	27-Sep-22	31	M Graham	24.6	9.178	10-Dec-24
32	D Edwards	43.0	8.022	15-Mar-22	32	S Whittaker	6.18	10.867	29-Apr-25	32	A Thompson	23.5	8.768	02-May-23
33	A Holliday	42.5	7.929	17-Oct-23	33	J Dudley (M)	6.28	10.694	29-Apr-26	32	A Holliday	23.5	8.768	17-Oct-23
34	G Reynolds (M)	42.3	7.891	29-Apr-26	34	S Smith	6.34	10.593	02-May-23	34	L Edwards	23.4	8.731	15-Mar-22
35	JT Hughes-Dowd	41.7	7.779	10-Dec-24	35	M Dutson	6.40	10.494	15-Mar-22	35	J Dudley (M)	23.3	8.693	29-Apr-26
36	J Mills	41.4	7.723	29-Apr-25	36	A Holliday	6.53	10.285	17-Oct-23	36	G Reynolds (M)	22.4	8.358	29-Apr-26
37	M Dutson	39.2	7.313	10-Dec-24	37	J Mills	6.73	9.979	29-Apr-25	37	R Goodere	22.2	8.283	29-Apr-26
38	R Goodere	38.7	7.220	29-Apr-26	38	L Edwards	6.84	9.819	15-Mar-22	38	M Dutson	21.5	8.022	10-Dec-24
39	J Lamb	38.6	7.201	15-Mar-22	39	G Reynolds (M)	6.95	9.663	29-Apr-26	39	J Mills	21.1	7.873	29-Apr-25
Pos	Junior	Laps	MPH	Date	Pos	Junior	Time	MPH	Date	Pos	Junior	Laps	MPH	Date
1	JJ Hughes-Dowd	52.1	9.719	29-Apr-25	1	J Lawson	5.63	11.929	27-Sep-22	1	JJ Hughes-Dowd	27.4	10.223	29-Apr-25
2	L Bowles	50.8	9.477	02-May-23	2	JJ Hughes-Dowd	5.64	11.908	10-Dec-24	1	JT Hughes-Dowd	27.4	10.223	29-Apr-25
3	J Woodhouse	47.3	8.824	29-Apr-26	3	L Bowles	5.69	11.803	27-Sep-22	3	L Bowles	27.0	10.074	02-May-23
4	JT Hughes-Dowd	46.2	8.619	29-Apr-25	4	J Woodhouse	5.87	11.441	29-Apr-26	3	J Woodhouse	27.0	10.074	29-Apr-26
5	J Lawson	44.8	8.358	27-Sep-22	5	JT Hughes-Dowd	5.98	11.231	10-Dec-24	5	J Lawson	26.2	9.775	27-Sep-22
6	H Smith	44.5	8.302	02-May-23	6	H Smith	6.12	10.974	27-Sep-22	6	J Thompson	24.1	8.992	02-May-23
7	M Blake	42.5	7.929	29-Apr-26	7	M Blake	6.23	10.780	29-Apr-26	7	M Blake	23.2	8.656	29-Apr-26
8	L Whittaker	41.7	7.779	29-Apr-25	8	J Graham	6.29	10.677	10-Dec-24	8	H Smith	23.1	8.619	02-May-23
9	J Thompson	41.0	7.649	02-May-23	9	J Thompson	6.33	10.610	02-May-23	9	L Whittaker	22.7	8.470	29-Apr-25
10	J Graham	40.8	7.611	29-Apr-25	10	B Crunden	6.42	10.461	29-Apr-25	10	J Graham	22.4	8.358	10-Dec-24
11	B Crunden	40.5	7.555	29-Apr-25	11	L Whittaker	6.56	10.238	29-Apr-25	11	B Crunden	21.0	7.835	29-Apr-25
12	C Youart	36.7	6.846	29-Apr-26	12	E Woodhouse	6.90	9.733	10-Dec-24	12	T Stevenson	20.7	7.723	10-Dec-24
13	E Woodhouse	35.9	6.697	29-Apr-26	13	T Stevenson	7.01	9.580	10-Dec-24	13	C Youart	20.2	7.537	29-Apr-26
14	T Stevenson	33.4	6.231	17-Oct-23	14	C Youart	7.14	9.406	29-Apr-26	14	E Woodhouse	18.3	6.828	29-Apr-26
15	E Doyle	16.7	3.115	27-Sep-22	15	E Doyle	8.20	8.190	27-Sep-22	15	E Doyle	14.6	5.447	27-Sep-22



Adult 'A' – Chris Bowles (3rd), winner Angus, Nick Sismey (4th) & Reuben Litherland (2nd)





Qualifying Groups and Podiums

Championship Tables



Those All Important
Points!

Championship Leaders 29Apr26 After Round 11



Adult

Championship

Reuben Litherland

Final Challenge

Denis Latham

King of Speed

TBA

Top Adult Points at dhorcingham oval

Junior

Championship

Jenson Woodhouse

Final Challenge

Jenson Woodhouse

King of Speed

TBA

Top Junior Points at dhorcingham oval

Other

Masters (56+)

Nick Sismey

Early Parents

Andrew Woodhouse

Alan Bullock

TBA

Winner of last Adult Club Night in August

Bob Chadwick

TBA

Winner of last Adult Club Night in October

Key: Orange = New Leader, Green = Champion



Reuben extended his Championship lead with two second placed finishes at Zandvoort.

DHORC Championship 2026 after Round 11																	
Pos	Competitor Name (Adults)	Wins	M/A F1	INT F1	INT GC	CAD F1	CAD GC	MON F1	MON GC	LB F1	LB GC	2N F1	2N GC	Total	Best (75%)	Diff	
			1	2	3	4	5	6	7	8	9	10	11	37	TBA		
			06-Jan	27-Jan	27-Jan	17-Feb	17-Feb	10-Mar	10-Mar	31-Mar	31-Mar	29-Apr	29-Apr	Scores	Scores		
1	R Litherland	6	27	29	45	29	46	47	46	50	45	38	38	440	440		
2	L Pateman	1	39	38	29	48	38	27	30	38	36	28	29	380	380	60	
3	A Smith (M)	1	33	DNS	DNS	29	38	34	38	34	41	38	50	335	335	45	
4	N Sismey (M)		28	31	28	38	27	26	34	29	28	27	31	327	327	8	
5	L Blacker		29	27	31	26	28	27	27	27	31	31	28	312	312	15	
6	C Bowles	1	35	36	36	DNS	DNS	31	33	DNS	DNS	46	34	251	251	61	
7	D Latham		24	28	27	DNS	DNS	29	26	28	27	26	27	242	242	9	
8	S Gray (M)		26	26	23	28	24	25	25	26	25	DNS	DNS	228	228	14	
9	A Woodhouse		16	20	21	22	22	21	20	20	19	21	21	223	223	5	
10	J Dudley (M)		20	24	26	25	26	DNS	DNS	23	21	22	25	212	212	11	
11	G Reynolds (M)		23	DNS	DNS	24	25	24	23	22	22	23	22	208	208	4	
12	L Smith		DNS	DNS	DNS	36	29	41	29	31	29	DNS	DNS	195	195	13	
13	J Crunden		17	22	19	21	21	22	22	19	20	DNS	DNS	183	183	12	
14	C Blake		22	23	25	DNS	DNS	23	24	DNS	DNS	25	26	168	168	15	
15	S Goodlip (M)	2	46	48	41	DNS	DNS	DNS	DNS	DNS	DNS	DNS	DNS	135	135	33	
16	D Hughes-Dowd		15	19	18	20	20	20	21	DNS	DNS	DNS	DNS	133	133	2	
17	M Gretton (M)		19	25	24	DNS	DNS	DNS	DNS	24	24	DNS	DNS	116	116	17	
18	S Whittaker (M)		18	21	22	23	23	DNS	DNS	DNS	DNS	DNS	DNS	107	107	9	
19	R Goodere		DNS	DNS	DNS	DNS	DNS	DNS	DNS	21	23	24	23	91	91	16	
20	M Graham		DNS	18	20	DNS	DNS	19	19	DNS	DNS	DNS	DNS	76	76	15	
20	M Blood		25	DNS	DNS	DNS	DNS	DNS	DNS	25	26	DNS	DNS	76	76		
22	JJ Hughes-Dowd		DNS	DNS	DNS	31	31	DNS	DNS	DNS	DNS	DNS	DNS	62	62	14	
23	N Jarram		DNS	DNS	DNS	DNS	DNS	DNS	DNS	DNS	DNS	29	24	53	53	9	
24	B Johnson (M)		21	DNS	DNS	DNS	DNS	DNS	DNS	DNS	DNS	DNS	DNS	21	21	32	
Pos	(Juniors)	Wins	752	753	754	755	756	757	758	759	760	761	762	Total	75%	Diff	
1	J Woodhouse	5	39	40	38	38	38	45	45	50	42	50	50	475	475		
2	JJ Hughes-Dowd	5	49	46	50	50	50	36	36	DNS	DNS	DNS	DNS	319	319	156	
3	C Youart		28	27	29	29	29	27	27	29	29	31	31	316	316	3	
4	L Whittaker		34	31	31	31	34	34	28	34	34	DNS	DNS	291	291	25	
5	E Woodhouse		29	28	27	34	31	DNS	DNS	31	31	34	34	279	279	12	
6	B Crunden	1	31	29	28	DNS	DNS	28	34	38	46	DNS	DNS	234	234	45	
7	M Blake		DNS	26	26	DNS	DNS	29	38	DNS	DNS	38	38	195	195	39	
8	J Graham		DNS	34	34	DNS	DNS	38	29	DNS	DNS	DNS	DNS	135	135	60	
Pos	(Masters)	Wins	752	753	754	755	756	757	758	759	760	761	762	Total	75%	Diff	
1	N Sismey (M)	3	3.0	2.5	1.0	1.5	0.5	1.5	3.0	1.5	1.0	0.5	0.5	16.5	16.5		
2	A Smith (M)	2	0.5	DNS	DNS	1.5	1.0	3.0	1.5	1.0	1.5	1.0	2.0	13.0	13.0	3.5	
3	S Gray (M)	2	1.5	1.5	1.5	3.0	0.5	1.0	1.0	1.5	1.0	DNS	DNS	12.5	12.5	0.5	
4	J Dudley (M)	2	1.5	0.5	3.5	1.0	1.5	DNS	DNS	1.5	0.5	1.0	1.0	12.0	12.0	0.5	
5	G Reynolds (M)	1	1.5	DNS	DNS	0.5	1.0	2.5	1.5	1.0	1.0	1.5	1.0	11.5	11.5	0.5	
6	S Whittaker (M)	1	2.0	1.5	2.0	2.0	2.0	DNS	DNS	DNS	DNS	DNS	DNS	9.5	9.5	2.0	
7	M Gretton (M)	2	1.0	3.0	0.5	DNS	DNS	DNS	DNS	0.5	2.5	DNS	DNS	7.5	7.5	2.0	
8	S Goodlip (M)		2.0	2.0	1.5	DNS	DNS	DNS	DNS	DNS	DNS	DNS	DNS	5.5	5.5	2.0	
9	B Johnson (M)		0.5	DNS	DNS	DNS	DNS	DNS	DNS	DNS	DNS	DNS	DNS	0.5	0.5	5.0	
Pos	(Early Parents)	Wins	752	753	754	755	756	757	758	759	760	761	762	Total	75%	Diff	
1	A Woodhouse	3	16	20	21	22	22	21	20	20	19	21	21	223	223		
2	J Crunden	4	17	22	19	21	21	22	22	19	20	DNS	DNS	183	183	40	
3	D Hughes-Dowd		15	19	18	20	20	20	21	DNS	DNS	DNS	DNS	133	133	50	
4	S Whittaker (M)	4	18	21	22	23	23	DNS	DNS	DNS	DNS	DNS	DNS	107	107	26	
5	M Graham		DNS	18	20	DNS	DNS	19	19	DNS	DNS	DNS	DNS	76	76	31	



Denis took two Final wins in the GC Club Night to maintain his Final Challenge lead.

DHORC Final Challenge 2026 Round 11															
Pos	Competitor Name (Adult)	Final Wins	MIA F1	INT F1	INT GC	CAD F1	CAD GC	MON F1	MON GC	LB F1	LB GC	ZN F1	ZN GC	Results	
			1	2	3	4	5	6	7	8	9	10	11	(37) Points	Turn Up Rate
			06-Jan	27-Jan	27-Jan	17-Feb	17-Feb	10-Mar	10-Mar	31-Mar	31-Mar	29-Apr	29-Apr		
1	D Latham	6	4.5	3.0	2.5	DNS	DNS	1.5	1.5	1.0	2.5	1.5	4.5	22.5	81.82%
2	R Litherland	7	0.5	1.5	2.0	0.5	2.0	2.0	2.0	2.0	2.0	1.5	3.5	19.5	100.00%
3	L Blacker	5	1.5	0.5	2.5	1.5	1.0	3.0	2.5	0.5	2.5	2.5	1.0	19.0	100.00%
4	L Pateman	3	1.5	1.5	1.5	2.0	1.5	0.5	1.0	1.5	1.0	5.0	1.5	18.5	100.00%
5	N Sismey (M)	3	3.0	2.5	1.0	1.5	0.5	1.5	3.0	1.5	1.0	0.5	0.5	16.5	100.00%
6	J Crunden	4	1.5	2.0	0.5	1.0	1.0	2.0	2.0	1.5	2.0	DNS	DNS	13.5	81.82%
6	L Smith	3	DNS	DNS	DNS	1.0	3.5	1.5	1.5	4.5	1.5	DNS	DNS	13.5	75.00%
8	A Smith (M)	2	0.5	DNS	DNS	1.5	1.0	3.0	1.5	1.0	1.5	1.0	2.0	13.0	81.82%
9	S Gray (M)	1	1.5	1.5	1.5	3.0	0.5	1.0	1.0	1.5	1.0	DNS	DNS	12.5	81.82%
9	A Woodhouse	1	1.0	1.0	1.5	1.5	1.5	1.5	1.0	2.0	1.5	0.0	0.0	12.5	100.00%
11	J Dudley (M)	1	1.5	0.5	3.5	1.0	1.5	DNS	DNS	1.5	0.5	1.0	1.0	12.0	81.82%
12	G Reynolds (M)	1	1.5	DNS	DNS	0.5	1.0	2.5	1.5	1.0	1.0	1.5	1.0	11.5	81.82%
13	C Blake	1	1.0	1.5	1.0	DNS	DNS	1.5	2.5	DNS	DNS	1.0	1.5	10.0	63.64%
14	S Whittaker (M)	4	2.0	1.5	2.0	2.0	2.0	DNS	DNS	DNS	DNS	DNS	DNS	9.5	45.45%
15	C Bowles	2	3.0	1.0	1.0	DNS	DNS	0.5	0.5	DNS	DNS	2.0	1.0	9.0	63.64%
16	D Hughes-Dowd	1	0.5	2.5	1.5	0.5	0.5	1.0	1.5	DNS	DNS	DNS	DNS	8.0	63.64%
17	M Gretton (M)	2	1.0	3.0	0.5	DNS	DNS	DNS	DNS	0.5	2.5	DNS	DNS	7.5	45.45%
18	S Goodlip (M)	2	2.0	2.0	1.5	DNS	DNS	DNS	DNS	DNS	DNS	DNS	DNS	5.5	27.27%
18	M Graham	1	DNS	1.5	3.0	DNS	DNS	0.5	0.5	DNS	DNS	DNS	DNS	5.5	40.00%
18	M Blood	1	1.0	DNS	DNS	DNS	DNS	DNS	DNS	3.0	1.5	DNS	DNS	5.5	27.27%
21	JJ Hughes-Dowd	2	DNS	DNS	DNS	2.5	2.5	DNS	DNS	DNS	DNS	DNS	DNS	5.0	25.00%
22	R Goodere		DNS	DNS	DNS	DNS	DNS	DNS	DNS	0.5	1.5	0.5	1.5	4.0	100.00%
23	N Jarram		DNS	DNS	DNS	DNS	DNS	DNS	DNS	DNS	DNS	1.5	0.5	2.0	100.00%
24	B Johnson (M)		0.5	DNS	DNS	DNS	DNS	DNS	DNS	DNS	DNS	DNS	DNS	0.5	11.11%
Pos	(Junior)	Wins	752	753	754	755	756	757	758	759	760	761	762	Points	Rate
1	J Woodhouse	3	1.5	1.5	1.5	1.5	1.5	2.0	2.0	2.0	1.5	2.0	2.0	19.0	100.00%
2	B Crunden	4	2.5	1.5	1.0	DNS	DNS	1.0	3.0	3.5	2.0	DNS	DNS	14.5	63.64%
3	E Woodhouse	3	1.5	1.0	0.5	3.0	2.5	DNS	DNS	0.5	2.5	1.0	1.0	13.5	81.82%
4	L Whittaker	2	1.0	2.5	0.5	0.5	1.0	3.0	1.0	1.0	1.0	DNS	DNS	11.5	81.82%
5	JJ Hughes-Dowd	5	2.0	2.0	2.0	2.0	2.0	0.5	0.5	DNS	DNS	DNS	DNS	11.0	63.64%
5	C Youart		1.0	0.5	1.5	1.5	1.5	0.5	0.5	1.5	1.5	0.5	0.5	11.0	100.00%
7	J Graham	1	DNS	1.0	3.0	DNS	DNS	1.5	1.5	DNS	DNS	DNS	DNS	7.0	40.00%
8	M Blake		DNS	0.0	0.0	DNS	DNS	1.5	1.5	DNS	DNS	1.5	1.5	6.0	60.00%
Turn Up Rates			100%	86%	85.71%	63.33%	63.33%	73.33%	73.33%	64.52%	64.52%	53.13%	53.13%	AVE	70.03%

Members' Statistics

ADULT STATISTICS 1992-2026 - AFTER DHORC 762

Sheet 1 of 5 (Note: Highlighted Names are Current 2026 Members, CS = Best Consecutive Results)

MEETINGS (Junior & Adult)			RACES (Junior & Adult)			DRIVER RANKING			FINALS WON			
ATTENDED			COMPLETED			ADULT			ADULT			
Pos	ADULT (1st Race)	No	Pos	ADULT	No	Pos	ADULT	SCORE	Pos	ADULT	No	CS
1	P REES (07Jul92)	710	1	P REES	3,964	1	* A SMITH	2.400	1	L PATEMAN	296	(5)
2	N SISMEY (07Jul92)	709	2	N SISMEY	3,773	2	* S GOODLIP	2.575	2	P REES	255	(3)
3	L PATEMAN (01Sep92)	652	3	L PATEMAN	3,547	3	* J SISMEY	2.750	3	S GOODLIP	206	(4)
4	G PEACH (07Jan97)	457	4	G PEACH	2,548	4	* W LANDER	2.838	4	N SISMEY	187	(2)
5	S GOODLIP (01Jun93)	435	5	S GOODLIP	2,226	5	* R LITHERLAND	3.288	5	M CHADWICK	117	(3)
6	P BARBER	363	6	P BARBER	2,102	6	* M CHADWICK	3.813	6	A SMITH	115	(5)
7	A McPEAKE	299	7	A BULLOCK	1,802	7	* L PATEMAN	4.125	7	L SMITH	109	(3)
8	A BULLOCK	292	8	A McPEAKE	1,658	8	* C BOWLES	4.161	8	J SISMEY	103	(4)
9	M CHADWICK	287	9	R MASTERS	1,598	9	* J TAGUE	4.538	9	G PEACH	102	(2)
10	R MASTERS	280	10	M CHADWICK	1,537	10	* T MEASHAM	5.113	10	D McPEAKE	77	(2)
11	N LAMBERT	269	11	C ROYTHORNE	1,513	11	* J NEALE	5.200	11	L BLACKER	73	(3)
12	D TURNBULL (07Nov13)	256	12	N LAMBERT	1,479	12	* N SISMEY	5.500	12	A McPEAKE	66	(2)
12	L SMITH (29May07) (30)	256	13	L SMITH (1,806)	1,454	13	* A TURNBULL	5.775	12	A BULLOCK	66	(2)
14	A SMITH (07Jul92)	232	14	D McPEAKE	1,366	14	* K LYE	6.063	14	J TAGUE	64	(2)
15	C ROYTHORNE	249	15	R SEAMAN	1,313	15	* L SMITH	6.200	15	N LAMBERT	61	(2)
16	D McPEAKE	245	16	J SISMEY (1,957)	1,303	16	* C ROYTHORNE	6.350	15	M ALLSOPP	61	(3)
17	R SEAMAN	235	17	D TURNBULL	1,275	17	* G PEACH	6.438	17	R SEAMAN	60	(2)
18	J SISMEY (331)	211	18	M ALLSOPP	1,265	18	* D GARBETT	6.450	18	W LANDER	56	(2)
19	M ALLSOPP	203	19	A SMITH	1,122	19	* A McPEAKE	6.488	19	C ROYTHORNE	55	(2)
20	J LAMB	179	20	J LAMB	1,048	20	* R SEAMAN	6.550	20	R MASTERS	54	(2)
21	C BOWLES (28Mar95) (249)	173	21	S ANAND	976	21	* P REES	6.650	21	S ANAND	53	(3)
22	S GRAY (10Apr18)	171	22	P LEVERS	957	22	* L BLACKER	6.750	21	C BOWLES	53	(3)
23	P LEVERS	166	23	J LYMER	948	23	* R BLAKE	7.125	23	J LAMB	49	(3)
24	J TAGUE	165	24	J TAGUE	858	24	* T CHADWICK	7.250	24	P LEVERS	48	(2)
25	L BLACKER (30Apr19)	156	25	K ALCOCK	848	24	* S ANAND	7.250	25	R LITHERLAND	45	(3)
26	S ANAND	154	26	D EDWARDS	801	26	* A BULLOCK	7.438	26	A HOLLIDAY	43	(3)
27	J LYMER	146	27	C BOWLES (1,164)	782	27	* M ALLSOPP	7.488	27	I BRENTNALL	41	(3)
28	D EDWARDS	139	28	G WESTON	682	28	* R CROSSLAND	8.175	27	P BARBER	41	(2)
29	K ALCOCK	131	29	A HOLLIDAY	679	29	* JJ HUGHES-DOWD	8.538	29	J LYMER	38	(2)
30	B JOHNSON (29Mar94)	128	30	S GRAY	675	30	* D McPEAKE	8.563	30	D TURNBULL	37	(3)
31	A HOLLIDAY	123	31	W LANDER	661	31	* D BRENTNALL	8.838	30	JJ HUGHES-DOWD	37	(4)
32	L EDWARDS	118	32	L EDWARDS	654	32	* K PAYNE	8.850	32	B JOHNSON	34	(3)
33	S SMITH	115	33	J HOLMES	639	33	* J ROYTHORNE	8.938	33	G WESTON	33	(2)
33	R LAWSON (03Mar15)	115	34	L BLACKER	627	34	* J LEVERS	9.063	34	K ALCOCK	30	(3)
33	R LITHERLAND (21May13) (266)	115	35	B JOHNSON	603	35	* D TURNBULL	9.088	34	A TURNBULL	30	(2)
36	G WESTON	113	36	S SMITH	581	36	* A DAVIES	9.138	36	D EDWARDS	29	(2)
37	C HENRY	109	37	R LAWSON	577	37	* P LEVERS	9.188	36	D GARBETT	29	(2)
37	D GARBETT	109	38	C HENRY	552	38	* J LYMER	9.288	38	R BLAKE	26	(2)
39	W LANDER	104	39	D GARBETT	523	39	* D LATHAM	9.388	39	D BRENTNALL	25	(5)
40	D HUGHES-DOWD (18Oct22)	99	40	I BRENTNALL	511	40	* S PANK	9.775	39	M ROGERS	25	(3)
41	J HOLMES	98	41	R CROSSLAND	456	41	* S WHITTACKER	9.813	39	J HOLMES	25	
42	A WOODHOUSE (08Aug22)	95	42	T DINGLEY	455	42	* D PASSELL	9.850	42	J NEALE	24	(2)
43	I BRENTNALL	94	43	J ROYTHORNE	432	43	* J LAMB	10.063	43	D HUGHES-DOWD	23	(2)
44	A TURNBULL (07Nov13) (240)	88	44	R LITHERLAND (1,325)	408	44	* T DINGLEY	10.125	44	J LEVERS	22	(3)
45	T DINGLEY	87	45	A TURNBULL (1,294)	389	45	* I BRENTNALL	10.325	44	R CROSSLAND	22	(2)
46	R CROSSLAND	81	46	R BLAKE	383	46	* M KNIGHTON	10.363	46	S MINNIS	21	(3)
47	D LATHAM (21Feb23)	77	47	A STAMPER	366	47	* G WESTON	10.375	46	S PANK	21	(2)
48	A STAMPER	76	48	S PANK	364	48	* D EDWARDS	10.438	46	T DINGLEY	21	
49	S PANK	69	49	J LITHERLAND	362	49	* M ROGERS	10.463	49	J ROYTHORNE	20	(2)
49	J ROYTHORNE	69	50	S MINNIS	356	50	* B JOHNSON	10.538	50	C HENRY	19	

(Driver Ranking = Average Position in Qualifying, Final Position, Fastest Lap & Race Laps Over Last 20 club nights)

ADULT STATISTICS 1992-2026 - AFTER DHORC 762

Sheet 2 of 5 (Note: Highlighted Names are Current 2026 Members, CS = Best Consecutive Results)

MEETINGS (Junior & Adult)		RACES (Junior & Adult)		DRIVER RANKING		FINALS WON				
ATTENDED		COMPLETED		ADULT		ADULT				
Pos	ADULT (1st Race)	No	Pos	ADULT	No	Pos	No			
51	JJ HUGHES-DOWD (172)	68	51	D HUGHES-DOWD	332	51	* J CRUNDEN	19		
52	S MINNIS	67	52	J LEVERS	322	52	* A WOODHOUSE	11,038		
53	R BLAKE	62	53	A FEARN (380)	319	53	* S MINNIS	11,400		
53	J LITHERLAND	62	54	J NEALE	318	54	* JT HUGHES-DOWD	11,500		
53	A STEVENSON (18Oct22)	62	55	M ROGERS	308	55	* D HUGHES-DOWD	11,584		
56	J NEALE	60	56	A WOODHOUSE	299	56	* S GRAY	11,613		
57	M ROGERS	57	57	M MARTINEZ	289	57	* J HOLMES	12,350		
58	M GRAHAM (20Feb24)	55	58	D LATHAM	284	58	* A HOLLIDAY	12,463		
59	J LEVERS	53	59	K LYE	263	59	* K ALCOCK	12,613		
60	G SCHULE	52	60	G SCHULE	258	60	* A FEARN	12,625		
60	M DUTSON (15Mar22)	52	61	C BULLOCK (639)	248	61	* M STURGESS	12,675		
62	A FEARN	49	62	D BRENTNALL	225	62	* N LAMBERT	12,950		
62	M MARTINEZ	49	62	T CHADWICK (999)	225	63	* P FOXLEY	12,963		
64	D OLIVER	45	64	D OLIVER	216	64	* H SMITH	13,138		
65	D WALKER	42	65	D WALKER	212	65	* G SCHULE	13,238		
65	K LYE	42	66	A DAVIES	211	66	* J TETLEY	13,313		
67	D BRENTNALL	41	67	T MEASHAM (758)	208	67	* J LAWSON	13,488		
68	A THOMPSON	39	68	M KNIGHTON	206	68	* C HENRY	13,763		
69	M KNIGHTON	36	69	A STEVENSON	204	69	* J DUDLEY	13,775		
69	T CHADWICK (183)	36	70	J CHELL	202	70	* D GREEN	13,850		
69	C BULLOCK (102)	36	71	D PASSELL	191	71	* M DUTSON	13,900		
69	G REYNOLDS (18Feb25)	36	72	S DUNN	183	72	* R LAWSON	13,950		
73	S DUNN	35	73	A THOMPSON	179	72	* S SMITH	13,950		
74	D PASSELL	34	74	M GRAHAM	175	74	* J LITHERLAND	14,125		
74	A DAVIES	34	75	P FOXLEY	172	75	* C BLAKE	14,223		
74	C BLAKE (07Jan25)	34	76	G LAMBERT	168	76	* A STAMPER	14,300		
74	J DUDLEY (11Mar25)	34	77	M STURGESS	163	77	* M GRAHAM	14,313		
78	T MEASHAM (126)	33	78	S SUMNER	157	78	* R MASTERS	14,325		
79	G LAMBERT	32	79	B BRUCE	148	79	* M HOLLAND	14,375		
79	P FOXLEY	32	79	M DUTSON	148	80	* N CHATTLE	14,488		
81	JT HUGHES-DOWD (81)	31	81	R CHADWICK	146	81	* B BRUCE	14,563		
81	S WHITTAKER (28Nov24)	31	82	J TETLEY	143	82	* A STEVENSON	14,588		
81	J CRUNDEN (11Mar25)	31	83	K PAYNE	140	83	* G REYNOLDS	14,763		
84	J CHELL	30	84	R HITCHCOCK	138	84	* L EDWARDS	14,800		
85	M STURGESS	29	85	M HOLLAND	129	85	* C BULLOCK	15,138		
86	R HITCHCOCK	27	86	J HITCHCOCK	127	86	* D OLIVER	15,688		
86	R CHADWICK	27	87	G REYNOLDS	125	87	* S DUNN	15,963		
88	S SUMNER	26	88	C SCHOFIELD	124	88	* J WARDLE	15,988		
89	B BRUCE	25	89	I HOLLAND	120	89	* A THOMPSON	16,063		
90	C STANNARD	24	89	D GREEN	120	90	* G LAMBERT	16,175		
90	H SMITH (137)	24	91	N CHATTLE	119	91	* S SUMNER	16,425		
90	J LAWSON (18Aug15) (108)	24	92	S LANDER	118	92	* M MARTINEZ	16,763		
93	I HOLLAND	23	92	C STANNARD	118	93	* J CHELL	17,138		
93	J HITCHCOCK	23	94	C BLAKE	114	94	* C STANNARD	17,325		
93	C SCHOFIELD	23	95	J DUDLEY	113	95	* R HITCHCOCK	18,063		
93	D GREEN	23	96	T HAGUES	111	96	* C SCHOFIELD	18,113		
93	M HOLLAND	23	97	S WHITTAKER	107	97	* D WALKER	18,163		
93	K PAYNE	23	98	R JAMES	105	98	* P BARBER	18,938		
99	J TETLEY	21	99	JJ HUGHES-DOWD (443)	102	99	* J HITCHCOCK	21,388		
100	N CHATTLE	20	100	C CARRINGTON	100	100	* R CHADWICK	22,013		
								100	S PATCHING	3

ADULT STATISTICS 1992-2026 - AFTER DHORC 762

Sheet 3 of 5 (Note: Highlighted Names are Current 2026 Members, CS = Best Consecutive Results)

MEETINGS (Junior & Adult)		RACES (Junior & Adult)				DRIVER RANKING		FINALS WON			
ATTENDED		COMPLETED				ADULT		ADULT			
Pos	ADULT (1st Race)	No	Pos	ADULT	No	Pos	SCORE	Pos	No	CS	
100	J WARDLE (18Feb25)	20	101	M JUBB	99	101	* I HOLLAND	22.288	100	C NORRIS	3
102	M JUBB	19	101	J CRUNDEN	99	N/A	T BALDOCK	2.583	100	J HENRY	3
102	K SPINK (18Feb25)	19	103	C BRADFORD	97	N/A	S REVITT	3.792	100	C CARRINGTON	3
104	C CARRINGTON	18	104	P MELLOR	93	N/A	S LANDER	4.485	100	A HUGHES	3
104	T HAGUES	18	105	N MAFFIN	82	N/A	AJ McPEAKE	6.659	100	M HOLLAND	3
104	N JARRAM (18Feb25)	18	106	P COCKBILL	81	N/A	A HUGHES	6.792	100	C STANNARD	3
107	N MAFFIN	17	107	D LEVERTON	75	N/A	S WHITE	8.000	100	M BLAKE	3 (2)
107	S LANDER	17	107	M BLOOD	75	N/A	C SLATER	9.250	100	K SPINK	3
107	P MELLOR	17	109	M TANSLEY	73	N/A	L HOBSON	9.542	100	J WARDLE	3
107	C BRADFORD	17	110	YAN SHEN	68	N/A	L BOWLES	10.357	100	J DUDLEY	3
107	C COOPER	17	111	J KELLY	67	N/A	S SIDDANS	10.417	111	H VD HEUVEL	2 (2)
112	P COCKBILL	16	112	J WARDLE	66	N/A	J KELLY	10.500	111	J KELLY	2
113	R JAMES	15	113	S REVITT	63	N/A	J GRAHAM	10.625	111	C SLATER	2 (2)
114	M TANSLEY	14	114	K SPINK	62	N/A	J HENRY	11.000	111	YAN SHEN	2
114	L BOWLES (32)	14	115	M WATTS (130)	61	N/A	F HOLMES	11.194	111	I HALL	2
116	J KELLY	13	115	C COOPER	61	N/A	C COOPER	11.500	111	S SUMNER	2
116	D LEVERTON	13	115	N JARRAM	61	N/A	M BLOOD	11.788	111	B BRUCE	2
116	M BLOOD (14Aug12)	13	118	J McDONALD (38)	60	N/A	R GOODERE	11.875	111	C BRADFORD	2
119	S REVITT	12	119	W BLURTON	58	N/A	C ATKINSON	12.125	111	M MARTINEZ	2
119	P PURKIS	12	119	F HOLMES (827)	58	N/A	J MELLOR	12.650	111	L BOWLES	2
119	M WATTS (25)	12	121	I HALL	57	N/A	A DOBBINS	12.925	111	A STEVENSON	2
119	T STACEY	12	121	T STACEY	57	N/A	P WRIGHT	13.250	111	M DUTSON	2
123	AJ McPEAKE (78)	11	123	T CASH	54	N/A	T STACEY	13.271	111	M GRETTON	2
123	YAN SHEN	11	124	N WRIGHT	52	N/A	N JARRAM	13.472	124	R GILLARD	1
125	R GILLARD	10	125	AJ McPEAKE (376)	50	N/A	P ZIMMERMAN	13.500	124	D ROYTHORNE	1
125	A DOBBINS	10	125	T BALDOCK	50	N/A	M TANSLEY	13.500	124	P COCKBILL	1
125	I HALL	10	127	R GILLARD	49	N/A	L COPLEY	13.500	124	J JOHNSON	1
125	J McDONALD (18)	10	127	A DOBBINS	49	N/A	N WRIGHT	13.556	124	G SCHULE	1
129	N WRIGHT	9	127	D KENNING	49	N/A	M GRETTON	14.083	124	M WATTS	1
129	T BALDOCK	9	130	P PURKIS	47	N/A	C WILKINSON	14.083	124	B GEBAUERS	1
129	T CASH	9	131	A LEE	46	N/A	C CARRINGTON	14.111	124	G CLARK	1
129	F HOLMES (139)	9	131	Z MIDDLETON	46	N/A	K SPINK	14.474	124	L COPLEY	1
133	C NORRIS	8	133	Da BUCKLEY	43	N/A	K JEFFRIES	14.688	124	A DOBBINS	1
133	Da BUCKLEY	8	133	J LAWSON (458)	43	N/A	Da BUCKLEY	14.844	124	C WILKINSON	1
133	W BLURTON	8	135	A HUGHES (416)	42	N/A	S ALLDREAD	14.917	124	R HILL	1
133	D KENNING	8	135	H SMITH (637)	42	N/A	B COOK	15.000	124	N CHATTLE	1
137	S PATCHING	7	135	JT HUGHES-DOWD (205)	42	N/A	J FLETCHER	15.125	124	C ATKINSON	1
137	G CLARK	7	138	P WRIGHT	40	N/A	J MILLS	15.417	124	A THOMPSON	1
137	J HENRY (134)	7	139	G CLARK	39	N/A	W BLURTON	15.438	124	A LEE	1
137	R HILL	7	140	S PATCHING	38	N/A	R HEATON	15.500	124	D LLOYD	1
137	L ELMORE	7	140	C NORRIS	38	N/A	R GILLARD	15.575	124	Z MIDDLETON	1
137	M BLAKE (27)	7	142	J HENRY (895)	37	N/A	R JAMES	15.617	124	T STACEY	1
143	D HARROP	6	143	C WILKINSON	35	N/A	G CLARK	15.750	124	F HOLMES	1
143	D HART	6	143	YUAN ZHI	35	N/A	L HENDERSON	15.750	124	J McDONALD	1
143	P WRIGHT	6	143	L ELMORE	35	N/A	A LEE	15.833	124	J GRAHAM	1
143	C WILKINSON	6	146	D BUCKLEY	33	N/A	D LEVERTON	15.846	124	J MILLS	1
143	A HUGHES (87)	6	147	R HILL	32	N/A	R SPENCER	15.850			
143	Ch HOLLAND	6	148	D HART	30	N/A	YUAN ZHI	15.875			
143	D BUCKLEY	6	148	D HARROP	30	N/A	R HILL	16.071			
143	YUAN ZHI	6	148	Ch HOLLAND	30	N/A	S KERR	16.083			

ADULT STATISTICS 1992-2026 - AFTER DHORC 762

Sheet 4 of 5 (Note: Highlighted Names are Current 2026 Members, CS = Best Consecutive Results)

MEETINGS (Junior & Adult) ATTENDED		RACES (Junior & Adult) COMPLETED		DRIVER RANKING		FINALS WON			
Pos	ADULT (1st Race)	No	Pos	ADULT	No	Pos	ADULT	No	CS
143	A LEE	6	151	St BOWMAN	29	N/A	P COCKBILL	16.156	
143	Z MIDDLETON	6	151	C BLURTON	29	N/A	D LLOYD	16.167	
143	S KERR	6	153	R SPENCER	28	N/A	S PATCHING	16.179	
143	J MILLS (11Mar25)	6	154	C ATKINSON	27	N/A	Z MIDDLETON	16.250	
143	L HOBSON (21Oct25)	6	155	K JEFFRIES	26	N/A	J McDONALD	16.375	
143	M GRETTON (16Dec25)	6	156	L COPLEY	25	N/A	D KENNING	16.469	
157	R SPENCER	5	156	D LLOYD	25	N/A	L HAYMES	16.500	
157	J MELLOR (87)	5	158	M GRETTON	24	N/A	M BLAKE	16.607	
157	C BLURTON	5	159	S SIDDONS	23	N/A	M WATTS	16.625	
160	B GEBAUERS	4	159	J MILLS	23	N/A	C NORRIS	16.714	
160	C ROBINSON	4	161	S KERR	22	N/A	T CASH	16.889	
160	S HENDRY	4	162	B GEBAUERS	21	N/A	G HADDON	17.000	
160	C ATKINSON	4	162	L HOBSON	21	N/A	D HARROP	17.500	
160	K JEFFRIES	4	164	C ROBINSON	20	N/A	St BOWMAN	17.500	
160	W PARKIN	4	164	S HENDRY	20	N/A	YAN SHEN	17.636	
160	St BOWMAN	4	166	L BOWLES (372)	19	N/A	I HALL	17.650	
160	R GOODERE	4	167	W PARKIN	17	N/A	L ZHOU	17.750	
168	H VD HEUVEL	3	168	J JOHNSON	16	N/A	C ROBINSON	18.000	
168	J JOHNSON	3	168	J MELLOR (497)	16	N/A	N MAFFIN	18.103	
168	S ALLDREAD	3	170	S ALLDREAD	15	N/A	D HART	18.206	
168	L COPLEY	3	170	S BENNETT	15	N/A	T HAGUES	18.236	
168	S SIDDONS	3	172	H VD HEUVEL	14	N/A	C BRADFORD	18.279	
168	D LLOYD	3	172	P ZIMMERMANN	14	N/A	D BUCKLEY	18.333	
168	S BENNETT	3	172	L HENDERSON	14	N/A	J ASHCROFT	18.375	
175	D ROYTHORNE	2	175	R GOODERE	12	N/A	B FAHRNER	18.750	
175	J ASHCROFT	2	176	D ROYTHORNE	11	N/A	Ch HOLLAND	18.792	
175	A CARTER	2	177	J ASHCROFT	10	N/A	C BLURTON	18.800	
175	B FAHRNER	2	177	A CARTER	10	N/A	B GEBAUERS	18.875	
175	L ZHOU	2	177	B FAHRNER	10	N/A	S HENDRY	19.188	
175	B COOK	2	177	B COOK	10	N/A	D ROYTHORNE	19.375	
175	J FLETCHER	2	177	J FLETCHER	10	N/A	M JUBB	19.406	
175	L HAYMES	2	177	L HAYMES	10	N/A	S BENNETT	19.417	
175	J GRAHAM (53)	2	177	M BLAKE (81)	10	N/A	J JOHNSON	19.500	
184	S WHITE	1	184	L ZHOU	9	N/A	A HARTLEY	19.750	
184	P DUNNE	1	185	C SLATER	7	N/A	W PARKIN	19.813	
184	A HARTLEY	1	186	T MAKUNI	6	N/A	T MAKUNI	20.000	
184	C SLATER	1	187	S WHITE	5	N/A	P DUNNE	20.750	
184	P ZIMMERMANN	1	187	R HEATON	5	N/A	P MELLOR	20.882	
184	L HENDERSON	1	187	A HARTLEY	5	N/A	A CARTER	21.625	
184	G HADDON (26)	1	187	G HADDON (143)	5	N/A	L ELMORE	21.786	
184	T MAKUNI	1	191	P DUNNE	4	N/A	P PURKIS	22.667	
184	R HEATON	1	192	J GRAHAM (171)	3	N/A	H VD HEUVEL	22.917	

ADULT STATISTICS 1992-2026, AFTER DHORC 762

Sheet 5 of 5 (Note: Highlighted Names are Current 2026 Members, CS = Best Consecutive Results)

POLES				IQR's				WINS				FASTEST LAPS				BEST RACE LAPS				CHAMPIONSHIPS	
Pos	ADULT	No	CS	Pos	ADULT	No	CS	Pos	ADULT	No	CS	Pos	ADULT	No	CS	Pos	ADULT	No	CS	YEAR	ADULT
1	L PATEMAN	133	(7)	1	L PATEMAN	526	(19)	1	L PATEMAN	125	(4)	1	L PATEMAN	295	(14)	1	L PATEMAN	194	(6)	1992	N SISMEY
2	S GOODLIP	106	(7)	2	N SISMEY	462	(9)	2	S GOODLIP	106	(8)	2	A SMITH	94	(6)	2	A SMITH	101	(4)	1993	J TAGUE
3	M CHADWICK	101	(9)	3	S GOODLIP	378	(8)	3	N SISMEY	86	(4)	3	S GOODLIP	77	(5)	3	N SISMEY	91	(5)	1994	J TAGUE
3	A SMITH	101	(5)	4	M CHADWICK	304	(10)	4	M CHADWICK	83	(7)	4	N SISMEY	52	(4)	4	S GOODLIP	89	(5)	1995	J TAGUE (3)
5	N SISMEY	88	(3)	5	A SMITH	238	(7)	5	A SMITH	51	(4)	5	J TAGUE	48	(5)	5	M CHADWICK	66	(3)	1996	M CHADWICK
6	J SISMEY	50	(4)	6	J SISMEY	215	(8)	6	J SISMEY	59	(3)	6	J SISMEY	38	(4)	6	J SISMEY	39	(3)	1997	M CHADWICK
7	W LANDER	42	(11)	7	W LANDER	183	(16)	7	W LANDER	41	(6)	7	W LANDER	28	(5)	7	W LANDER	37	(11)	1998	N SISMEY
8	J TAGUE	28	(4)	8	J TAGUE	126	(3)	8	P REES	34	(2)	8	M CHADWICK	22	(2)	8	J TAGUE	28	(3)	1999	N SISMEY
9	P REES	21	(2)	9	P REES	109	(3)	9	J TAGUE	28	(4)	9	P REES	14	(3)	8	P REES	28	(2)	2000	M CHADWICK
10	A McPEAKE	16		10	A McPEAKE	101	(4)	10	A McPEAKE	16	(2)	10	A McPEAKE	13	(2)	10	A McPEAKE	13		2001	M CHADWICK
11	J LYMER	14		11	J NEALE	45	(8)	11	J LYMER	13	(2)	10	C BOWLES	13	(4)	11	L SMITH	12	(2)	2002	S GOODLIP
12	J NEALE	9	(3)	12	L SMITH	40	(3)	12	R LUTHERLAND	12	(5)	12	L SMITH	10		12	R LUTHERLAND	9	(4)	2003	L PATEMAN
13	L SMITH	8		13	J LYMER	36	(3)	12	C BOWLES	12	(2)	13	J NEALE	8	(2)	13	D GARBETT	7		2004	L PATEMAN
13	R LUTHERLAND	8	(2)	14	D GARBETT	30	(3)	14	J NEALE	9	(2)	14	C ROYTHORNE	6		14	J NEALE	6		2005	M CHADWICK (5)
15	C BOWLES	6		15	S ANAND	25	(2)	15	S ANAND	5		15	D GARBETT	5		14	M ALLSOPP	6		2006	W LANDER
16	T BALDOCK	5	(2)	16	R LUTHERLAND	22	(3)	15	M ALLSOPP	5		16	T BALDOCK	4		14	C BOWLES	6	(2)	2007	W LANDER
16	D GARBETT	5		17	M ALLSOPP	21	(2)	15	T BALDOCK	5		16	T CHADWICK	4		17	J LYMER	5		2008	W LANDER (3)
18	S ANAND	3		18	T BALDOCK	19	(8)	18	C ROYTHORNE	4		16	A BULLOCK	4		18	T CHADWICK	4		2009	J SISMEY
18	S REVITT	3	(2)	19	G PEACH	18	(3)	18	L SMITH	4	(2)	16	R LUTHERLAND	4	(2)	18	T BALDOCK	4	(2)	2010	L PATEMAN
18	P LEVERS	3		20	A TURNBULL	15	(2)	18	D GARBETT	4		20	D BRENTNALL	3		18	JJ HUGHES-DOWD	4		2011	L PATEMAN
18	J LAMB	3		21	C BOWLES	14	(2)	18	A TURNBULL	4		20	G PEACH	3		21	S ANAND	3		2012	L PATEMAN (5)
22	S LANDER	2		22	C ROYTHORNE	12	(2)	22	S LANDER	3		20	J LYMER	3		22	S REVITT	2	(2)	2013	J SISMEY
22	D McPEAKE	2		22	S LANDER	12	(2)	22	G PEACH	3		20	J LAMB	3		22	D BRENTNALL	2		2014	J SISMEY (3)
22	A BULLOCK	2		24	D McPEAKE	11		22	JJ HUGHES-DOWD	3		24	S REVITT	2		22	D McPEAKE	2		2015	N SISMEY (4)
22	C ROYTHORNE	2		25	S REVITT	10	(3)	25	S REVITT	2		24	A DAVIES	2	(2)	22	R BLAKE	2		2016	S GOODLIP
22	G PEACH	2	(2)	25	T CHADWICK	10		25	AJ McPEAKE	2		24	A TURNBULL	2		22	K LYE	2		2017	S GOODLIP
22	A TURNBULL	2		25	A BULLOCK	10	(3)	25	R SEAMAN	2		24	B JOHNSON	2		22	P LEVERS	2		2018	S GOODLIP
22	M DUTSON	2	(2)	28	T MEASHAM	9		25	D McPEAKE	2		28	M ROGERS	1		22	J LAMB	2		2019	A SMITH
22	T MEASHAM	1		28	P LEVERS	9		25	T CHADWICK	2		28	I BRENTNALL	1		22	C ROYTHORNE	2		2020	N/A
29	K LYE	1		28	J LAMB	9	(3)	25	J LAMB	2		28	AJ McPEAKE	1		22	G PEACH	2		2021	A SMITH
29	A DAVIES	1		31	N LAMBERT	7		25	A WOODHOUSE	2	(2)	28	D McPEAKE	1		22	A TURNBULL	2		2022	A SMITH
29	JJ HUGHES-DOWD	1		32	T DINGLEY	6		32	K LYE	1		28	S LANDER	1		22	A WOODHOUSE	2	(2)	2023	S GOODLIP (5)
29	D HUGHES-DOWD	1		33	AJ McPEAKE	5	(2)	32	R HILL	1		28	R SEAMAN	1		33	M ROGERS	1		2024	A SMITH
29	C BLAKE	1		33	R SEAMAN	5	(3)	32	R BLAKE	1		28	G WESTON	1		33	S MINNIS	1		2025	A SMITH (5)
				33	J LEVERS	5		32	P LEVERS	1		28	T MEASHAM	1		33	I BRENTNALL	1			
				36	M ROGERS	4		32	J ROYTHORNE	1		28	J LEVERS	1		33	S PANK	1			
				38	S MINNIS	4		32	S SMITH	1		28	R BLAKE	1		33	T DINGLEY	1			
				38	K LYE	4						28	S ANAND	1		33	S LANDER	1			
				39	D BRENTNALL	3						28	P LEVERS	1		33	G WESTON	1			
				39	R BLAKE	3						28	J ROYTHORNE	1		33	J LEVERS	1			
				39	R CROSSLAND	3						28	K ALCOCK	1		33	R HILL	1			
				42	I BRENTNALL	2						28	JJ HUGHES-DOWD	1		33	S SUMNER	1			
				42	R MASTERS	2						28	M GRAHAM	1		33	R CROSSLAND	1			
				42	M DUTSON	2	(2)					28	D HUGHES-DOWD	1		33	J ROYTHORNE	1			
				45	P FOXLEY	1						28	C BLAKE	1		33	S SMITH	1			
				45	S PANK	1															
				45	G WESTON	1															
				45	A FEARN	1															
				45	K PAYNE	1															
				45	J ROYTHORNE	1															
				45	K ALCOCK	1															
				45	A DAVIES	1															
				45	JJ HUGHES-DOWD	1															
				45	J CHELL	1															
				45	D HUGHES-DOWD	1															
				45	C BLAKE	1															

ICR Means Individual Qualifying Rounds I.E. Yellow, Green, Red and Blue Lane on a Normal Club Night

JUNIOR STATISTICS 1992-2026 - AFTER DHORC 762

Sheet 1 of 4 (Note: Highlighted Names are Current 2026 Members, CS = Best Consecutive Results)

MEETINGS ATTENDED		RACES COMPLETED		DRIVER RANKING		FINALS WON		
Pos	JUNIOR (1st Race)	No	Pos	JUNIOR	No	Pos	JUNIOR	
1	A TURNBULL	152	1	R LITHERLAND	917	1	* L SMITH	1.113
1	R LITHERLAND	152	2	A TURNBULL	905	2	* A HUGHES	1.175
3	T CHADWICK	147	3	L TURNBULL	807	3	* JJ HUGHES-DOWD	1.225
4	L TURNBULL	133	4	T CHADWICK	774	4	* AJ McPEAKE	1.275
5	F HOLMES	130	5	F HOLMES	769	5	* J MELLOR	1.400
6	G REYES-ENGLAND	128	6	G REYES-ENGLAND	766	6	* J HENRY	1.438
7	J HENRY	127	7	J HENRY	658	7	* A HALL	1.475
8	J SISMEY	120	8	J SISMEY	654	8	* R LITHERLAND	1.600
9	H SMITH	113	9	Z ROYTHORNE	602	9	* L BOWLES	1.613
10	JJ HUGHES-DOWD (18Oct22)	104	10	H SMITH	595	10	* T MEASHAM	1.638
11	R REES	103	11	T MEASHAM	550	11	* A TURNBULL	1.663
12	Z ROYTHORNE	100	12	L BROOKS	539	12	* T CHADWICK	1.825
13	P CONNALLY	95	13	B ROYTHORNE	504	13	* J SISMEY	1.838
14	C BRENTNALL	94	14	P CONNALLY	500	14	* M MINNIS	2.000
14	J WOODHOUSE (09Aug22)	94	15	A HALL	490	14	* J WOODHOUSE	2.000
16	T MEASHAM	93	16	C BRENTNALL	486	16	* J PATEMAN	2.025
17	B ROYTHORNE	84	17	J MELLOR	481	17	* P CONNALLY	2.175
17	J LAWSON (18Aug15)	84	18	R REES	467	18	* C BRENTNALL	2.275
19	L BROOKS	83	19	J PATEMAN	428	19	* C BULLOCK	2.300
20	J MELLOR	82	20	J LAWSON	416	20	* C BOWLES	2.313
21	A HALL	80	21	C BOWLES	402	21	* K ASHWORTH	2.613
22	C BOWLES	78	22	C BULLOCK	391	22	* N GULL	2.763
22	L BOWLES	78	23	K LEVERS	381	23	* T PANK	2.800
24	T PANK	74	24	T PANK	378	24	* J LAWSON	2.813
25	J PATEMAN	71	25	A HUGHES	372	25	* H SMITH	2.975
26	M MINNIS	68	25	Ca HOLLAND	372	26	* Z ROYTHORNE	3.038
27	C BULLOCK	66	27	J MARTINEZ	369	27	* JT HUGHES-DOWD	3.113
27	K LEVERS	66	28	L BOWLES	353	28	* K LEVERS	3.125
29	AJ McPEAKE	65	29	L SMITH	352	29	* K ALI	3.188
30	T STEVENSON (19Oct22)	62	29	M LITHERLAND	352	30	* L TURNBULL	3.238
31	A HUGHES	61	31	M MINNIS	343	31	* B ROYTHORNE	3.250
31	Ca HOLLAND	61	32	JJ HUGHES-DOWD	341	32	* P WALKER	3.325
33	J MARTINEZ	59	33	AJ McPEAKE	326	33	* J THOMPSON	3.400
34	E WOODHOUSE (31Jan23)	58	34	B BROOKS	325	34	* J LISTER	3.700
35	L SMITH	55	35	J WOODHOUSE	309	35	* T GREEN	3.725
36	J STEVENSON	54	36	D PAUL	308	36	* P MARTIN	3.763
37	M LITHERLAND	53	37	L CHADWICK	277	36	* R COOK	3.763
38	D BARKER	51	38	J STEVENSON	276	38	* C DAVENPORT	3.775
38	B BROOKS	51	39	D BARKER	266	39	* S SLATER	3.813
38	J GRAHAM (20Feb24)	51	40	P MARTIN	263	40	* K SCHOFIELD	3.888
41	JT HUGHES-DOWD (20Feb24)	50	41	S BOWMAN	244	41	* B CRUNDEN	4.000
42	D PAUL	49	42	P WALKER	236	42	* K COOK	4.050
43	S SCHULE	47	43	S SCHULE	234	43	* J GRAHAM	4.138
43	L CHADWICK	47	43	J LISTER	234	44	* L WHITTAKER	4.175
45	P WALKER	46	45	J HAGUES	221	45	* F HOLMES	4.250
46	P MARTIN	45	46	T STEVENSON	210	46	* M BLAKE	4.475
46	L WHITTAKER (26Nov24)	45	47	R COOK	197	47	* G HADDON	4.500
48	J LISTER	41	48	M BRADLEY	194	48	* E HENRY	4.650
48	S BOWMAN	41	49	D JACKSON	190	49	* G REYES-ENGLAND	4.738
50	J HAGUES	38	50	I BRADLEY	189	50	* A OXSPRING	4.750
						45	L WHITTAKER	9

(Driver Ranking = Average Position in Qualifying, Final Position, Fastest Lap & Race Laps Over Last 20 club nights)

JUNIOR STATISTICS 1992-2026 - AFTER DHORC 762

Sheet 2 of 4 (Note: Highlighted Names are Current 2025 Members, CS = Best Consecutive Results)

MEETINGS ATTENDED		RACES COMPLETED		DRIVER RANKING		FINALS WON					
Pos	JUNIOR (1st Race)	No	Pos	JUNIOR	No	Pos	JUNIOR	No	CS		
51	K ALI	30	51	E WOODHOUSE	188	51	* R REES	4.800	51	K SCHOFIELD	8
52	M McNULTY	29	52	K ALI	185	52	* M BRADLEY	4.900	51	L CHADWICK	8
52	J BULLOCK	29	52	E JACKSON	185	53	* T STEVENSON	4.938	51	C BULLOCK	8
52	R COOK	29	54	N BRADFORD	172	54	* D BARKER	5.038	51	B BROOKS	8 (2)
52	A OXSPRING	29	55	A BRADFORD	169	55	* J STEVENSON	5.125	51	Ca HOLLAND	8
52	I BRADLEY	29	56	J GRAHAM	168	56	* E WOODHOUSE	5.125	51	H TAYLOR	8
52	M BRADLEY	29	57	M SEO	163	57	* R HUGHES	5.275	57	R LEY	7
52	D JACKSON	29	57	K COOK	163	58	* J ELMORE	5.600	57	A CHATTLE	7
52	B CRUNDEN (11Mar25)	29	57	A OXSPRING	163	58	* J MARTINEZ	5.600	57	A BRADFORD	7
60	C DAVENPORT	28	57	S ROYTHORNE	163	60	* M SEO	5.675	60	S SLATER	6 (2)
60	E HENRY	28	57	JT HUGHES-DOWD	163	61	* A CHATTLE	5.863	60	P WALKER	6 (2)
60	E JACKSON	28	62	N GULL	156	62	* L CHADWICK	6.025	60	G CONNALLY	6
63	K SCHOFIELD	27	63	M McNULTY	154	63	* J WATSON	6.063	60	E HENRY	6
64	N GULL	26	63	J PERRY	154	64	* M LITHELAND	6.250	60	R COOK	6
64	N BRADFORD	26	65	L WHITTAKER	153	65	* M McNULTY	6.268	60	E JACKSON	6
66	G HADDON	25	66	R HUGHES	151	66	* J BULLOCK	6.300	60	D JACKSON	6 (2)
66	A BRADFORD	25	67	J BULLOCK	150	67	* B BROOKS	6.488	60	T JAMES	6 (2)
66	S ROYTHORNE	25	68	C DAVENPORT	149	68	* D PAUL	6.550	60	J HAGUES	6 (2)
69	K COOK	24	69	K SCHOFIELD	144	69	* D JACKSON	7.088	60	M BLAKE	6 (2)
69	J PERRY	24	70	E HENRY	143	70	* H TAYLOR	7.513	70	L HAWLEY	5
69	J THOMPSON	24	71	G HADDON	138	71	* S SCHULE	7.825	70	J BULLOCK	5
72	A CHATTLE	23	72	A CHATTLE	136	72	* S BOWMAN	8.050	70	A HARTLEY	5 (2)
72	L STOTT-ZAFIROPOULOS	23	73	L STOTT-ZAFIROPOULOS	135	73	* E STOTT-ZAFIROPOULOS	8.063	70	B CARRINGTON	5
72	J ELMORE	23	74	H TAYLOR	134	74	* S MAFFIN	8.275	70	K ASHWORTH	5
75	J WATSON	22	75	K ASHWORTH	132	75	* L BROOKS	8.475	70	M WARREN	5
75	R MAFFIN	22	75	J ELMORE	132	76	* S MARTINEZ	8.600	70	K COOK	5
75	T GREEN	22	77	T JAMES	131	77	* T SHARP	8.663	70	N BRADFORD	5
75	R HUGHES	22	78	E STOTT-ZAFIROPOULOS	130	78	* L STOTT-ZAFIROPOULOS	8.900	70	I PAUL	5 (2)
75	E STOTT-ZAFIROPOULOS	22	79	B RILEY	124	79	* Ca HOLLAND	8.913	70	E WOODHOUSE	5
80	K ASHWORTH	21	80	T GREEN	119	80	* R MAFFIN	8.968	80	A REES	4
80	H TAYLOR	21	81	S MARTINEZ	117	81	* N BRADFORD	9.550	80	J WATSON	4
80	S MARTINEZ	21	82	J WATSON	113	82	* I BRADLEY	9.688	80	T SHARP	4
83	S SLATER	20	83	R MAFFIN	109	83	* J HAGUES	9.800	80	M WATTS	4
83	T SHARP	20	84	S SLATER	108	84	* S ROYTHORNE	10.000	80	J LISTER	4
83	S MAFFIN	20	84	B CARRINGTON	108	85	* A BRADFORD	10.775	80	B JEFFRIES	4
83	T JAMES	20	86	T SHARP	103	86	* T JAMES	10.863	80	E STOTT-ZAFIROPOULOS	4
83	M BLAKE (28Jan25)	20	86	J GRATTON	103	87	* E JACKSON	12.500	80	L STOTT-ZAFIROPOULOS	4
88	B RILEY	19	88	B CRUNDEN	101	88	* J PERRY	13.813	80	J ELMORE	4
88	E DOYLE	19	89	S MAFFIN	99	N/A	L CAPEWELL	2.438	80	S ROYTHORNE	4
90	B CARRINGTON	18	90	M WARREN	98	N/A	S GILLARD	2.725	80	E DOYLE	4
91	R LEY	17	91	F McCANDLESS	96	N/A	M WARREN	2.817	91	A PANK	3
91	G CONNALLY	17	92	R LEY	92	N/A	A WATHEY	3.545	91	C CLARK	3
91	J GRATTON	17	92	J THOMPSON	92	N/A	K JACKSON	3.563	91	R HUGHES	3
94	A HARTLEY	15	94	G CONNALLY	91	N/A	T REES	3.667	91	J PERRY	3
94	J MOSEDALE	15	95	A HARTLEY	83	N/A	S TAGUE	3.813	91	J BLURTON	3
94	M WARREN	15	96	A WATHEY	72	N/A	A FEARN	3.850	96	C WOODCOCK	2
97	C KAVANAGH	13	96	J MOSEDALE	72	N/A	E DOYLE	3.895	96	Mat McNULTY	2
97	M WATTS	13	96	B JEFFRIES	72	N/A	N ZIMMERMANN	3.969	96	J MOSEDALE	2
99	J DOBBINS	12	99	M BLAKE	71	N/A	R LEY	4.103	96	D SPENCER	2
99	F McCANDLESS	12	100	M WATTS	69	N/A	Z BRAZELL	4.156	96	N ZIMMERMANN	2

JUNIOR STATISTICS 1992-2026 - AFTER DHORC 762

Sheet 3 of 4 (Note: Highlighted Names are Current 2026 Members, CS = Best Consecutive Results)

MEETINGS ATTENDED			RACES COMPLETED			DRIVER RANKING			FINALS WON			
Pos	JUNIOR (1st Race)	No	Pos	JUNIOR	No	Pos	JUNIOR	SCORE	Pos	JUNIOR	No	CS
99	C YOUART (16Dec25)	12	101	I PAUL	68	N/A	C CLARK	4.179	96	A OXSPRING	2	
102	A PANK	11	102	C KAVANAGH	65	N/A	D SPENCER	4.375	96	L BLAKE	2	
102	A WATHEY	11	102	E DOYLE	65	N/A	N BLACK	4.375	96	D JEFFRIES	2	(2)
102	N McDONALD	11	104	D JEFFRIES	62	N/A	M BUCKLEY	4.417	96	J GRATTON	2	
105	S GILLARD	10	105	A FEARN	61	N/A	M WESTON	4.438	96	F McCANDLESS	2	
105	A FEARN	10	105	I MATTHEWS	61	N/A	T KERR	4.458	96	I BRADLEY	2	
105	I MATTHEWS	10	107	J DOBBINS	60	N/A	L BLAKE	4.500	96	E PAUL	2	(2)
108	L HAWLEY	9	108	A PANK	58	N/A	M YEOMANS	4.563	96	B RILEY	2	
108	D NEALE	9	109	N McDONALD	57	N/A	I MATTHEWS	5.675	96	J McDONALD	2	
108	C WOODCOCK	9	110	J BLURTON	56	N/A	J DOBBINS	5.683	96	T KERR	2	
108	Mat McNULTY	9	111	Ca BLURTON	55	N/A	N McDONALD	5.114	96	Z BRAZELL	2	
108	B JEFFRIES	9	112	E PAUL	54	N/A	A HARTLEY	5.212	112	S GILLARD	1	
108	D JEFFRIES	9	113	N ZIMMERMANN	51	N/A	B REES	5.350	112	C KAVANAGH	1	
108	I PAUL	9	114	S GILLARD	50	N/A	J MOSEDALE	5.462	112	D NEALE	1	
108	E PAUL	9	114	L HAWLEY	50	N/A	C YOUART	5.488	112	A MILNER	1	
116	M SEO	8	116	S LVESEY	49	N/A	M WILLIS	5.750	112	T REES	1	
116	TI REES	8	117	C BARTLETT	48	N/A	B CARRINGTON	5.847	112	R MAFFIN	1	
116	C BARTLETT	8	118	Mat McNULTY	47	N/A	J McDONALD	6.458	112	T ALLDREAD	1	
116	Ca BLURTON	8	119	C WOODCOCK	46	N/A	B JEFFRIES	6.472	112	M HART	1	
116	J BLURTON	8	120	D NEALE	44	N/A	L BELL	6.550	112	S MAFFIN	1	
116	Z BRAZELL (28Jan25)	8	121	C CLARK	41	N/A	D GEBAUERS	6.750	112	D GEBAUERS	1	
122	A MILNER	7	122	TI REES	40	N/A	D NEALE	7.983	112	L BELL	1	
122	A REES	7	122	C YOUART	40	N/A	L HAWLEY	7.683	112	M SEO	1	
122	C CLARK	7	124	A REES	38	N/A	D JEFFRIES	7.111	112	A FEARN	1	
122	N ZIMMERMANN	7	124	J McDONALD	38	N/A	Mat McNULTY	7.167	112	I MATTHEWS	1	
122	M BUCKLEY	7	126	A MILNER	36	N/A	C BARTLETT	7.344	112	M WILLIS	1	
127	M HART	6	127	B REES	35	N/A	J GRATTON	7.426	112	B REES	1	
127	S LVESEY	6	128	Z BRAZELL	34	N/A	M WATTS	7.519	112	S TAGUE	1	
127	SM BLURTON	6	129	M BUCKLEY	33	N/A	C WOODCOCK	8.056	112	L CAPEWELL	1	
127	J McDONALD	6	130	M HART	31	N/A	R FREEMAN	8.417	112	M BUCKLEY	1	
127	T KERR	6	130	A PARKIN	31	N/A	H MOHAMMED	8.500	112	S LVESEY	1	
132	L BELL	5	130	SM BLURTON	31	N/A	G CONNALLY	8.588	112	L PARKIN	1	
132	B REES	5	133	L PARKIN	30	N/A	B RILEY	8.697	112	A PARKIN	1	
132	L BLAKE	5	134	K JACKSON	29	N/A	A STOTT	8.750	112	R FREEMAN	1	
132	A PARKIN	5	134	M WESTON	29	N/A	A MILNER	8.786	112	S MARTINEZ	1	
132	L PARKIN	5	134	R FREEMAN	29	N/A	M HART	9.417	112	E DOYLE	1	
137	D SPENCER	4	137	L BELL	26	N/A	Ca BLURTON	9.594				
137	M YEOMANS	4	137	M YEOMANS	26	N/A	J BLURTON	9.781				
137	M WILLIS	4	139	S TAGUE	24	N/A	A PANK	10.114				
137	S TAGUE	4	139	T KERR	24	N/A	T ALLDREAD	10.167				
137	K JACKSON	4	141	D SPENCER	23	N/A	E GIBBS	10.417				
137	L CAPEWELL	4	142	M WILLIS	20	N/A	F McCANDLESS	10.558				
137	M WESTON	4	142	L CAPEWELL	20	N/A	C KAVANAGH	10.892				
144	T REES	3	144	T REES	16	N/A	TI REES	10.719				
144	D ALLDREAD	3	144	T ALLDREAD	18	N/A	D ALLDREAD	10.750				
144	T ALLDREAD	3	144	D GEBAUERS	16	N/A	A REES	10.786				
144	D GEBAUERS	3	147	D ALLDREAD	15	N/A	SM BLURTON	10.833				
144	E GIBBS	3	147	E GIBBS	15	N/A	A PARKIN	11.300				
144	R FREEMAN	3	149	H MOHAMMED	14	N/A	E PAUL	11.806				
150	N BLACK	2	150	L BLAKE	13	N/A	L PARKIN	12.900				
151	H MOHAMMED	1	151	N BLACK	10	N/A	S LVESEY	13.683				
151	A STOTT	1	152	A STOTT	5	N/A	I PAUL	13.667				

Outright Track Record Holders After DHORC 762

Adults

Pos	Name	Qualifying	F1	GC	F1	GC	Total
			Fastest Laps	Fastest Laps	Race Laps	Race Laps	
1	L Pateman	33	49	61	29	47	219
2	A Smith	52	11	36	15	34	148
3	S Goodlip	27	44	10	34	18	133
4	N Sismey	15	7	12	15	16	65
5	J Sismey	15	7	8	13	12	55
6	M Chadwick	12			8	9	29
7	W Lander	8	5	3	6		22
8	A McPeake	4	3	5	7		19
9	P Rees	1	3		11	3	18
10	J Tague	4	3	2	2	5	16
11	J Lymer	4	2	1	2	1	10
12	L Smith	3	2	3	1		9
13	T Baldock	3	1	1	1	2	8
13	C Bowles	2	1	3	1	1	8
13	R Litherland	4			2	2	8
16	D Garbett	1	1	1	3	1	7
17	A Turnbull		2		3		5
17	C Roythorne		2	2		1	5
19	J Neale				2	1	3
19	S Anand	1			1	1	3
19	T Chadwick		1		2		3
19	J Lamb	1		1	1		3
23	M Allsopp				2		2
23	S Lander			1	1		2
25	JJ Hughes-Dowd				1		1
25	G Peach		1				1
25	D McPeake		1				1
25	J Roythorne				1		1
25	A Woodhouse				1		1
25	S Pank				1		1
25	C Blake	1					1
25	M Graham			1			1
Total		190	146	150	165	154	805

Note: Some Records Can Be Held By More Than One Member - Highlighted Names 2026 Members

Outright Track Record Holders After DHORC 762

Juniors

Pos	Name	Qualifying	F1	GC	F1	GC	Total
			Fastest Laps	Fastest Laps	Race Laps	Race Laps	
1	A Turnbull	31	21	16	33	17	118
2	R Litherland	24	20	26	13	28	111
3	JJ Hughes-Dowd	35	16	9	16	10	86
4	J Sismey	15	15	12	11	17	70
5	A Hall	12	8	6	13	11	50
6	T Chadwick	7	6	10	7	19	49
7	AJ McPeake	10	9	4	9	4	36
8	T Measham	6	4	1	13	3	27
8	J Henry	2	9	5	9	2	27
10	J Mellor	10	4	4	2	4	24
11	H Smith	6	5	5	3	4	23
12	M Minnis	6	2	4	2	5	19
13	Z Roythorne	2	2	6		8	18
14	J Pateman	4	4	5	1	3	17
15	L Bowles	6		3	1	4	14
16	B Roythorne	1	1	6		2	10
16	J Woodhouse	4	1	2	2	1	10
18	F Holmes	1	3	2	3		9
18	C Brentnall		2	3		4	9
20	A Hughes	2	1	5			8
20	L Smith		4		4		8
22	T Pank		1	3	2		6
22	C Bowles	2	1		1	2	6
24	J Lawson	1		1	1	2	5
24	JT Hughes-Dowd	1		1	1	2	5
26	E Woodhouse	2	1	1			4
26	P Connally		1	3			4
26	R Rees	1	1	1		1	4
26	K Ashworth	1	1	1		1	4
26	L Turnbull	1	1		2		4
31	K Levers		1		1	1	3
31	J Graham	1		1	1		3
31	B Crunden	1		2			3
34	P Martin		1		1		2
34	N Gull		1		1		2
34	L Whittaker	1	1				2
37	Ca Holland			1			1
37	E Henry		1				1
37	C Clark					1	1
37	K Ali				1		1
37	B Brooks				1		1
37	J Elmore		1				1
37	S Roythorne			1			1
37	Z Brazell		1				1
37	A Hartley			1			1
Total		196	151	151	155	156	809

Note: Some Records Can Be Held By More Than One Member - Highlighted Names 2026 Members

DHORC Statistics 2026

Poles		Adult				Junior				Poles	
Records		Name	Total	2026	Name	Total	2026	Records			
All Time		L Pateman	133	1	JJ Hughes-Dowd	62	7	All Time			
L Pateman	133	S Goodlip	108	2	J Woodhouse	13	3	JJ Hughes-Dowd	62		
Season		A Smith	101	3	E Woodhouse	2		Season			
A Smith	20	N Sismey	86		L Whittaker	2		JJ Hughes-Dowd	24		
		L Smith	8	1	B Crunden	2	1				
		R Litherland	8	3	J Graham	1					
		C Bowles	6	1							
		JJ Hughes-Dowd	1								
		D Hughes-Dowd	1								
		C Blake	1								
Race Wins		Adult				Junior				Race Wins	
Records		Name	Total	2026	Name	Total	2026	Records			
All Time		L Pateman	125	1	JJ Hughes-Dowd	58	5	All Time			
L Pateman	125	S Goodlip	106	2	J Woodhouse	15	5	JJ Hughes-Dowd	58		
Season		N Sismey	86		E Woodhouse	2		Season			
W Lander	16	A Smith	81	1	B Crunden	2	1	JJ Hughes-Dowd	23		
		R Litherland	12	6	L Whittaker	1					
		C Bowles	12	1	J Graham	1					
		L Smith	4		M Blake	1					
		JJ Hughes-Dowd	3								
		A Woodhouse	2								
Fast Laps		Adult				Junior				Fast Laps	
Records		Name	Total	2026	Name	Total	2026	Records			
All Time		L Pateman	295	1	JJ Hughes-Dowd	57	7	All Time			
L Pateman	295	A Smith	94	3	J Woodhouse	9	4	J Sismey	59		
Season		S Goodlip	77		E Woodhouse	5		Season			
L Pateman	19	N Sismey	52		B Crunden	3		JJ Hughes-Dowd	22		
A Smith	19	C Bowles	13	4	L Whittaker	2					
		L Smith	10	2	J Graham	1					
		R Litherland	4	1							
		B Johnson	2								
		JJ Hughes-Dowd	1								
		D Hughes-Dowd	1								
		C Blake	1								
		M Graham	1								
Race Laps		Adult				Junior				Race Laps	
Records		Name	Total	2026	Name	Total	2026	Records			
All Time		L Pateman	194	2	JJ Hughes-Dowd	58	7	All Time			
L Pateman	194	A Smith	101	3	J Woodhouse	14	4	R Litherland	63		
Season		N Sismey	91		E Woodhouse	2		Season			
A Smith	17	S Goodlip	89	1	B Crunden	1		A Hall	22		
		L Smith	12		L Whittaker	1		JJ Hughes-Dowd	22		
		R Litherland	9	5							
		C Bowles	6								
		JJ Hughes-Dowd	4								
		A Woodhouse	2								

Current Members Best Ever Position Records after DHORC 762																			
Qualifying				Final Position				Fastest Laps				Race Laps							
Pos	Adult	DHORC	Gap	Date	Pos	Adult	DHORC	Gap	Date	Pos	Adult	DHORC	Gap	Date	Pos	Adult	DHORC	Gap	Date
1	A Smith	762	0	29-Apr-26	1	A Smith	762	0	29-Apr-26	1	A Smith	762	0	29-Apr-26	1	A Smith	762	0	29-Apr-26
1	C Bowles	761	1	29-Apr-26	1	C Bowles	761	1	29-Apr-26	1	L Pateman	760	2	31-Mar-26	1	R Litherland	759	3	31-Mar-26
1	R Litherland	759	3	31-Mar-26	1	R Litherland	760	2	31-Mar-26	1	R Litherland	759	3	31-Mar-26	1	L Pateman	755	7	17-Feb-26
1	L Smith	757	5	10-Mar-26	1	L Pateman	755	7	17-Feb-26	1	C Bowles	758	4	10-Mar-26	1	L Smith	749	13	25-Nov-25
1	L Pateman	755	7	17-Feb-26	1	S Goodlip	753	9	27-Jan-26	1	L Smith	757	5	10-Mar-26	1	S Goodlip	747	15	11-Nov-25
1	S Goodlip	754	8	27-Jan-26	1	A Woodhouse	737	25	22-Jul-25	1	S Goodlip	742	20	23-Sep-25	1	C Bowles	738	24	22-Jul-25
1	C Blake	737	25	22-Jul-25	1	JJ Hughes-Dowd	702	60	23-Jul-24	1	N Sismey	739	23	22-Jul-25	1	A Woodhouse	737	25	22-Jul-25
1	D Hughes-Dowd	703	59	23-Jul-24	1	N Sismey	673	89	25-Jul-23	1	B Johnson	738	24	22-Jul-25	1	JJ Hughes-Dowd	702	60	23-Jul-24
1	JJ Hughes-Dowd	696	66	04-Jun-24	1	L Smith	566	196	24-Feb-18	1	C Blake	737	25	22-Jul-25	1	N Sismey	673	89	25-Jul-23
1	N Sismey	672	90	25-Jul-23	2	B Johnson	738	24	22-Jul-25	1	D Hughes-Dowd	736	26	22-Jul-25	2	B Johnson	738	24	22-Jul-25
2	D Latham	737	25	22-Jul-25	3	G Reynolds	737	25	22-Jul-25	1	M Graham	703	59	23-Jul-24	3	G Reynolds	737	25	22-Jul-25
2	A Woodhouse	674	88	25-Jul-23	3	D Latham	704	58	23-Jul-24	2	D Latham	737	25	22-Jul-25	3	D Latham	704	58	23-Jul-24
3	B Johnson	736	26	22-Jul-25	3	L Blacker	673	89	25-Jul-23	3	S Whittaker	747	15	11-Nov-25	3	L Blacker	674	88	25-Jul-23
4	J Crunden	756	6	17-Feb-26	4	M Graham	702	60	23-Jul-24	3	G Reynolds	737	25	22-Jul-25	4	J Crunden	759	3	31-Mar-26
4	S Gray	705	57	23-Jul-24	4	S Gray	672	90	25-Jul-23	3	A Woodhouse	736	26	22-Jul-25	4	D Hughes-Dowd	746	16	21-Oct-25
4	L Blacker	650	112	27-Sep-22	5	N Jarram	761	1	29-Apr-26	3	L Blacker	691	71	09-Apr-24	4	M Graham	702	60	23-Jul-24
5	N Jarram	761	1	29-Apr-26	5	C Blake	739	23	22-Jul-25	4	J Crunden	760	2	31-Mar-26	4	S Gray	672	90	25-Jul-23
5	S Whittaker	742	20	23-Sep-25	5	J Crunden	736	26	22-Jul-25	4	S Gray	705	57	23-Jul-24	4	M Blood	423	136	11-Sep-12
6	M Graham	747	15	11-Nov-25	6	S Whittaker	728	34	29-Apr-25	6	N Jarram	761	1	29-Apr-26	6	S Whittaker	729	33	13-May-25
6	J Dudley	736	26	22-Jul-25	6	D Hughes-Dowd	709	53	24-Sep-24	6	JJ Hughes-Dowd	670	92	18-Jul-23	7	N Jarram	761	1	29-Apr-26
9	R Goodere	761	1	29-Apr-26	7	J Dudley	736	26	22-Jul-25	6	M Blood	423	339	11-Sep-12	7	J Dudley	736	26	22-Jul-25
10	M Blood	760	2	31-Mar-26	9	M Gretton	753	9	27-Jan-26	8	J Dudley	736	26	22-Jul-25	9	C Blake	762	0	29-Apr-26
10	M Gretton	759	3	31-Mar-26	9	M Blood	422	340	28-Aug-12	10	R Goodere	760	2	31-Mar-26	11	R Goodere	761	1	29-Apr-26
11	G Reynolds	761	1	29-Apr-26	10	R Goodere	761	1	29-Apr-26	12	M Gretton	759	3	31-Mar-26	11	M Gretton	760	2	31-Mar-26
1	J Woodhouse	762	0	29-Apr-26	1	J Woodhouse	762	0	29-Apr-26	1	J Woodhouse	762	0	29-Apr-26	1	J Woodhouse	762	0	29-Apr-26
1	B Crunden	760	2	31-Mar-26	1	B Crunden	760	2	31-Mar-26	1	JJ Hughes-Dowd	758	4	10-Mar-26	1	JJ Hughes-Dowd	758	4	10-Mar-26
1	JJ Hughes-Dowd	758	4	10-Mar-26	1	JJ Hughes-Dowd	756	6	17-Feb-26	1	B Crunden	745	17	30-Sep-25	1	L Whittaker	739	23	22-Jul-25
1	L Whittaker	739	23	22-Jul-25	1	M Blake	751	11	16-Dec-25	1	L Whittaker	739	23	22-Jul-25	1	B Crunden	736	26	22-Jul-25
1	J Graham	737	25	22-Jul-25	1	L Whittaker	739	23	22-Jul-25	1	J Graham	737	25	22-Jul-25	1	E Woodhouse	705	57	23-Jul-24
1	E Woodhouse	674	88	25-Jul-23	1	J Graham	734	28	15-Jul-24	1	E Woodhouse	705	57	23-Jul-24	2	M Blake	725	37	11-Mar-25
2	M Blake	732	30	24-Jun-25	1	E Woodhouse	705	57	23-Jul-24	2	M Blake	722	40	11-Mar-25	2	J Graham	696	66	04-Jun-24
3	C Youart	762	0	29-Apr-26	4	C Youart	761	1	29-Apr-26	4	C Youart	761	1	29-Apr-26	3	C Youart	762	0	29-Apr-26

Distance Covered In DHORC Club Championship 2026

Pos	Competitor	Class	Laps	Feet	Feet / Race	Miles	Races
1	R Litherland	A	874.6	85,588	2,377	16.2	36
2	L Blacker	A	839.5	82,602	2,065	15.6	40
3	L Pateman	A	834.2	81,638	2,206	15.5	37
4	N Sismey	A	778.8	77,059	2,028	14.6	38
5	A Smith	A	739.0	70,421	2,347	13.3	30
6	D Latham	A	709.0	69,910	1,942	13.2	36
7	J Woodhouse	J	678.5	66,574	1,902	12.6	35
8	A Woodhouse	A	653.6	64,026	1,940	12.1	33
9	J Crunden	A	578.5	56,421	1,946	10.7	29
10	C Bowles	A	531.3	55,689	2,320	10.5	24
11	S Gray	A	542.3	53,068	1,769	10.1	30
12	J Dudley	A	520.0	50,585	1,686	9.6	30
13	G Reynold	A	490.3	46,818	1,561	8.9	30
14	E Woodhouse	J	468.8	45,116	1,410	8.5	32
15	JJ Hughes-Dowd	J	418.1	43,577	1,895	8.3	23
16	L Whittaker	J	435.6	43,015	1,388	8.1	31
17	L Smith	A	456.4	41,952	1,998	7.9	21
18	D Hughes-Dowd	A	389.4	40,869	1,703	7.7	24
19	C Blake	A	383.1	40,188	1,674	7.6	24
20	C Youart	J	385.3	37,984	1,085	7.2	35
21	S Whittaker	A	339.5	34,964	2,057	6.6	17
22	M Gretton	A	339.3	32,535	1,712	6.2	19
23	B Crunden	J	332.9	32,428	1,247	6.1	26
24	S Goodlip	A	261.3	28,056	2,551	5.3	11
25	M Blake	J	241.3	25,478	1,592	4.8	16
26	M Graham	A	192.7	21,668	1,667	4.1	13
27	M Blood	A	241.3	20,929	1,744	4.0	12
28	J Graham	J	184.3	20,688	1,591	3.9	13
29	R Goodere	A	232.0	20,598	1,716	3.9	12
30	N Jarram	A	133.6	13,160	2,193	2.5	6
31	JJ Hughes-Dowd	A	88.3	8,477	2,119	1.6	4
32	B Johnson	A	71.4	7,092	1,418	1.3	5
Pos	Competitor	Class	14,364.2	1,419,170.1	1,839.1	268.8	772

Next Circuit



Nashville

Where Do We Race Next?

What Are The Records?

Who Has Been On The Podium?

Circuit History

The Music City Grand Prix, known as the Big Machine Music City Grand Prix for sponsorship reasons, was an IndyCar Series race held at the **Nashville Street Circuit** in Nashville, Tennessee. The race's most notable feature was its 3,578 ft (1,091 m) straightaway across the Korean War Veterans Memorial Bridge, which spans the Cumberland River. The bridge layout made the track the only one on the IndyCar circuit and one of the few in the world to cross a significant body of water. Marcus Ericsson won the inaugural event in 2021. The Grand Prix was set to host the season finale from 2024 onwards but was instead moved to the Nashville Superspeedway.

Round 12		Nashville (USA)			Round 13	
Previous Results						
Adults			1st	2nd	3rd	
DHORC 635 F1	22-Feb	2022	103' 6"	A Turnbull	N Sismey	P Rees
DHORC 636 GC	22-Feb	2022	103' 6"	A Smith	L Pateman	R Litherland
DHORC 667 F1	23-May	2023	103' 6"	L Pateman	A Turnbull	S Goodlip
DHORC 681 F1	14-Nov	2023	103' 6"	C Bowles	JJ Hughes-Dowd	L Pateman
DHORC 682 GC	14-Nov	2023	103' 6"	A Smith	S Goodlip	C Bowles
DHORC 729 GC	13-May	2025	103' 6"	A Smith	R Litherland	L Smith
DHORC 761 F1	12-May	2026	103' 6"			
DHORC 762 GC	12-May	2026	103' 6"			
Juniors			1st	2nd	3rd	
DHORC 635 F1	22-Feb	2022	103' 6"	L Bowles	J Thompson	
DHORC 636 GC	22-Feb	2022	103' 6"	L Bowles	J Thompson	
DHORC 667 F1	23-May	2023	103' 6"	JJ Hughes-Dowd	J Woodhouse	J Thompson
DHORC 681 F1	14-Nov	2023	103' 6"	JJ Hughes-Dowd	J Woodhouse	L Bowles
DHORC 682 GC	14-Nov	2023	103' 6"	L Bowles	JJ Hughes-Dowd	J Woodhouse
DHORC 729 GC	13-May	2025	103' 6"	JJ Hughes-Dowd	JT Hughes-Dowd	J Woodhouse
DHORC 761 F1	12-May	2026	103' 6"			
DHORC 762 GC	12-May	2026	103' 6"			

Circuit Records		Lap Length 103' 6"	
Qualifying			
F1/GC	L Pateman	23May23	99.9 Laps
F1	S Goodlip	14Nov23	46.8 Laps
GC	A Smith	14Nov23	59.9 Laps
Fastest Laps			
F1	S Goodlip	14Nov23	6.50 secs
GC	A Smith	14Nov23	4.85 secs
Race Laps			
F1	A Turnbull	22Feb22	24.4 Laps
GC	A Smith	13May25	31.3 Laps
Final Points			
5.5 Points	JJ Hughes-Dowd	14Nov23	





DHORC 761 & 762



Nashville Best Off Chart 1

Qualifying Combined					Final Points			
Pos	Adult	Laps	MPH	Date	Pos	Adult	Pts	Date
1	L Pateman	99.9	9.791	23-May-23	1	JJ Hughes-Dowd	5.5	14-Nov-23
2	A Smith (M)	99.8	9.782	13-May-25	2	P Rees (M)	5.0	22-Feb-22
3	S Goodlip (M)	95.1	9.321	23-May-23	3	A Turnbull	4.5	22-Feb-22
4	A Turnbull	93.0	9.115	23-May-23	3	G Peach (M)	4.5	23-May-23
5	N Sismey (M)	91.0	8.919	23-May-23	5	M Graham	4.0	13-May-25
6	R Litherland	88.3	8.654	13-May-25	6	D Hughes-Dowd	3.5	23-May-23
7	C Bowles	85.8	8.409	23-May-23	6	S Goodlip (M)	3.5	14-Nov-23
8	P Rees (M)	85.6	8.390	23-May-23	6	D Turnbull	3.5	13-May-25
9	L Smith	83.2	8.155	13-May-25	6	M Dutson	3.5	13-May-25
10	G Peach (M)	82.4	8.076	23-May-23	10	D Garbett (M)	3.0	22-Feb-22
11	L Blacker	81.1	7.949	13-May-25	10	C Bowles	3.0	22-Feb-22
12	D Turnbull	78.5	7.694	13-May-25	10	L Blacker	3.0	23-May-23
13	S Whittaker	77.3	7.576	13-May-25	10	D Latham	3.0	14-Nov-23
14	A Woodhouse	74.3	7.282	13-May-25	10	L Smith	3.0	13-May-25
15	D Hughes-Dowd	73.8	7.233	13-May-25	15	S Gray (M)	2.5	14-Nov-23
16	JJ Hughes-Dowd	72.9	7.145	23-May-23	15	H Smith	2.5	14-Nov-23
17	M Graham	72.3	7.086	13-May-25	15	J Wardle	2.5	13-May-25
18	A Stevenson	71.9	7.047	23-May-23	18	A Smith (M)	2.0	22-Feb-22
19	C Blake	69.2	6.782	13-May-25	18	L Pateman	2.0	23-May-23
20	S Gray (M)	68.8	6.743	13-May-25	20	N Sismey (M)	1.5	22-Feb-22
21	N Jarram	68.7	6.733	13-May-25	20	D Edwards	1.5	22-Feb-22
22	D Latham	68.1	6.675	23-May-23	20	R Litherland	1.5	13-May-25
23	S Smith	67.7	6.635	23-May-23	20	A Woodhouse	1.5	23-May-23
24	A Thompson	65.7	6.439	23-May-23	20	N Jarram	1.5	13-May-25
25	H Smith	65.5	6.420	23-May-23	20	J Crunden	1.5	13-May-25
26	J Dudley (M)	60.7	5.949	13-May-25	20	G Reynolds (M)	1.5	13-May-25
27	J Crunden	59.0	5.783	13-May-25	27	C Cooper	1.0	22-Feb-22
28	M Dutson	58.3	5.714	13-May-25	27	S Smith	1.0	23-May-23
28	J Wardle	58.3	5.714	13-May-25	27	S Whittaker	1.0	13-May-25
30	G Reynolds (M)	57.0	5.587	13-May-25	27	C Blake	1.0	13-May-25
31	R Lawson	N/A	N/A	N/A	27	J Dudley (M)	1.0	13-May-25
31	D Edwards	N/A	N/A	N/A	32	A Thompson	0.0	22-Feb-22
31	C Cooper	N/A	N/A	N/A	32	A Stevenson	0.0	23-May-23
Pos	Junior	Laps	MPH	Date	Pos	Junior	Pts	Date
1	JJ Hughes-Dowd	81.7	8.008	13-May-25	1	J Thompson	3.0	23-May-23
2	J Woodhouse	74.9	7.341	13-May-25	2	B Crunden	2.5	13-May-25
3	JT Hughes-Dowd	73.9	7.243	13-May-25	3	L Bowles	2.0	22-Feb-22
4	J Graham	67.5	6.616	13-May-25	3	JJ Hughes-Dowd	2.0	23-May-23
5	H Smith	65.5	6.420	23-May-23	5	J Woodhouse	1.5	23-May-23
6	Z Brazzel	63.0	6.175	13-May-25	5	T Stevenson	1.5	23-May-23
7	L Whittaker	60.4	5.920	13-May-25	5	JT Hughes-Dowd	1.5	13-May-25
8	J Thompson	59.4	5.822	23-May-23	5	J Graham	1.5	13-May-25
9	B Crunden	57.1	5.596	13-May-25	9	E Woodhouse	1.0	23-May-23
10	T Stevenson	50.5	4.950	23-May-23	9	L Whittaker	1.0	13-May-25
11	E Woodhouse	44.2	4.332	23-May-23	11	H Smith	0.5	23-May-23
12	L Bowles	N/A	N/A	N/A	11	Z Brazzel	0.5	13-May-25

Nashville Best Off Chart 2 - F1														
Qualifying					Fastest Laps					Race Laps				
Pos	Adult	Laps	MPH	Date	Pos	Adult	Time	MPH	Date	Pos	Adult	Laps	MPH	Date
1	S Goodlip (M)	46.8	9.174	14-Nov-23	1	S Goodlip (M)	6.50	10.857	14-Nov-23	1	A Turnbull	24.4	9.566	22-Feb-22
2	L Pateman	46.4	9.095	14-Nov-23	2	L Pateman	6.66	10.596	14-Nov-23	2	L Pateman	24.0	9.409	14-Nov-23
3	A Turnbull	42.9	8.409	22-Feb-22	3	C Bowles	6.96	10.139	14-Nov-23	2	JJ Hughes-Dowd	24.0	9.409	14-Nov-23
4	C Bowles	42.7	8.370	14-Nov-23	4	A Smith (M)	6.99	10.096	22-Feb-22	4	S Goodlip (M)	23.9	9.370	14-Nov-23
5	N Sismey (M)	42.6	8.351	22-Feb-22	5	A Turnbull	7.07	9.981	22-Feb-22	5	C Bowles	22.7	8.899	14-Nov-23
6	A Smith (M)	42.5	8.331	22-Feb-22	6	JJ Hughes-Dowd	7.24	9.747	14-Nov-23	6	P Rees (M)	22.6	8.860	22-Feb-22
7	G Peach (M)	41.9	8.213	14-Nov-23	7	P Rees (M)	7.25	9.734	14-Nov-23	7	N Sismey (M)	22.4	8.782	22-Feb-22
8	P Rees (M)	40.4	7.919	14-Nov-23	8	G Peach (M)	7.34	9.614	14-Nov-23	8	A Smith (M)	21.9	8.586	22-Feb-22
9	JJ Hughes-Dowd	39.6	7.763	14-Nov-23	9	R Litherland	7.45	9.472	13-May-25	9	D Garbett (M)	21.3	8.351	22-Feb-22
10	R Litherland	39.0	7.645	22-Feb-22	10	L Smith	7.46	9.460	13-May-25	10	G Peach (M)	21.1	8.272	14-Nov-23
10	A Woodhouse	39.0	7.645	14-Nov-23	11	S Gray (M)	7.68	9.189	22-Feb-22	11	D Edwards	20.4	7.998	22-Feb-22
12	D Turnbull	38.1	7.468	14-Nov-23	12	D Edwards	7.70	9.165	22-Feb-22	12	S Gray (M)	20.3	7.959	14-Nov-23
13	S Gray (M)	37.1	7.272	14-Nov-23	13	D Garbett (M)	7.78	9.070	22-Feb-22	13	R Litherland	19.7	7.723	22-Feb-22
14	D Edwards	35.3	6.920	22-Feb-22	14	N Sismey (M)	7.81	9.036	22-Feb-22	13	A Woodhouse	19.7	7.723	14-Nov-23
15	L Blacker	34.8	6.822	14-Feb-23	15	C Cooper	7.83	9.013	22-Feb-22	13	L Blacker	19.7	7.723	14-Nov-23
16	D Hughes-Dowd	32.8	6.430	14-Nov-23	16	D Latham	7.89	8.944	14-Nov-23	16	D Turnbull	19.6	7.684	14-Nov-23
17	D Garbett (M)	32.4	6.351	22-Feb-22	17	A Woodhouse	7.90	8.933	13-May-25	16	L Smith	19.6	7.684	13-May-25
18	C Cooper	31.6	6.194	22-Feb-22	18	L Blacker	7.96	8.865	13-May-25	18	D Latham	19.2	7.527	14-Nov-23
18	D Latham	31.6	6.194	14-Nov-23	19	D Turnbull	8.06	8.755	14-Nov-23	19	A Stevenson	18.7	7.331	23-May-23
20	A Thompson	29.2	5.724	22-Feb-22	20	D Hughes-Dowd	8.10	8.712	13-May-25	20	D Hughes-Dowd	18.5	7.253	23-May-23
21	H Smith	26.8	5.253	14-Nov-23	21	H Smith	8.22	8.585	23-May-23	21	C Cooper	17.7	6.939	22-Feb-22
22	S Smith	24.2	4.744	14-Nov-23	22	M Dutson	8.25	8.554	13-May-25	22	M Graham	16.3	6.390	13-May-25
23	A Stevenson	N/A	N/A	N/A	23	A Stevenson	8.69	8.121	23-May-23	23	S Whittaker	16.1	6.312	13-May-25
23	C Blake	N/A	N/A	N/A	24	M Graham	8.70	8.111	13-May-25	24	A Thompson	15.9	6.234	22-Feb-22
23	G Reynolds (M)	N/A	N/A	N/A	25	S Smith	8.72	8.093	23-May-23	25	S Smith	15.8	6.194	14-Nov-23
23	J Crunden	N/A	N/A	N/A	26	S Whittaker	8.84	7.983	13-May-25	26	C Blake	15.3	5.998	13-May-25
23	J Dudley (M)	N/A	N/A	N/A	27	A Thompson	8.96	7.876	23-May-23	27	H Smith	15.0	5.881	23-May-23
23	J Wardle	N/A	N/A	N/A	28	N Jarram	9.13	7.729	13-May-25	28	N Jarram	14.8	5.802	13-May-25
23	L Smith	N/A	N/A	N/A	29	J Dudley (M)	9.39	7.515	13-May-25	29	M Dutson	14.7	5.763	13-May-25
23	M Dutson	N/A	N/A	N/A	30	J Crunden	9.43	7.483	13-May-25	30	J Crunden	13.7	5.371	13-May-25
23	M Graham	N/A	N/A	N/A	31	C Blake	9.59	7.359	13-May-25	31	J Wardle	13.4	5.253	13-May-25
23	N Jarram	N/A	N/A	N/A	32	J Wardle	10.15	6.953	13-May-25	32	J Dudley (M)	13.2	5.175	13-May-25
23	S Whittaker	N/A	N/A	N/A	33	G Reynolds (M)	10.40	6.785	13-May-25	33	G Reynolds (M)	12.3	4.822	13-May-25
Pos	Junior	Laps	MPH	Date	Pos	Junior	Time	MPH	Date	Pos	Junior	Laps	MPH	Date
1	JJ Hughes-Dowd	39.6	7.763	14-Nov-23	1	JJ Hughes-Dowd	7.24	9.747	14-Nov-23	1	JJ Hughes-Dowd	23.0	9.017	14-Nov-23
2	L Bowles	35.0	6.861	22-Feb-22	2	L Bowles	7.93	8.899	14-Nov-23	2	L Bowles	19.0	7.449	22-Feb-22
3	J Woodhouse	31.5	6.175	14-Nov-23	3	H Smith	8.22	8.585	23-May-23	3	J Woodhouse	18.5	7.253	14-Nov-23
4	J Thompson	26.9	5.273	22-Feb-22	4	JT Hughes-Dowd	8.32	8.482	13-May-25	4	J Graham	17.6	6.900	13-May-25
5	H Smith	26.8	5.253	14-Nov-23	5	J Graham	8.35	8.451	13-May-25	5	JT Hughes-Dowd	16.2	6.351	13-May-25
6	B Crunden	N/A	N/A	N/A	6	J Woodhouse	8.40	8.401	14-Nov-23	6	H Smith	16.1	6.312	14-Nov-23
6	E Woodhouse	N/A	N/A	N/A	7	Z Brazzel	8.91	7.920	13-May-25	7	J Thompson	16.0	6.273	23-May-23
6	J Graham	N/A	N/A	N/A	8	J Thompson	9.16	7.704	23-May-23	8	T Stevenson	14.3	5.606	23-May-23
6	JT Hughes-Dowd	N/A	N/A	N/A	9	L Whittaker	9.71	7.268	13-May-25	9	L Whittaker	14.1	5.528	13-May-25
6	L Whittaker	N/A	N/A	N/A	10	E Woodhouse	10.12	6.973	23-May-23	10	Z Brazzel	13.4	5.253	13-May-25
6	T Stevenson	N/A	N/A	N/A	11	T Stevenson	10.35	6.818	23-May-23	11	E Woodhouse	12.3	4.822	23-May-23
6	Z Brazzel	N/A	N/A	N/A	12	B Crunden	11.56	6.105	13-May-25	12	B Crunden	9.3	3.646	13-May-25

Nashville Best Off Chart 3 - GC

Qualifying					Fastest Laps					Race Laps				
Pos	Adult	Laps	MPH	Date	Pos	Adult	Time	MPH	Date	Pos	Adult	Laps	MPH	Date
1	A Smith (M)	59.9	11.742	14-Nov-23	1	A Smith (M)	4.85	14.550	14-Nov-23	1	A Smith (M)	31.3	12.271	13-May-25
2	L Pateman	58.5	11.467	22-Feb-22	2	L Pateman	5.11	13.810	22-Feb-22	2	L Pateman	31.2	12.232	22-Feb-22
3	C Bowles	53.3	10.448	14-Nov-23	3	R Litherland	5.45	12.948	13-May-25	3	S Goodlip (M)	29.0	11.369	14-Nov-23
4	R Litherland	52.3	10.252	22-Feb-22	4	S Goodlip (M)	5.52	12.784	14-Nov-23	4	D Garbett (M)	27.9	10.938	22-Feb-22
5	S Goodlip (M)	51.9	10.174	14-Nov-23	5	D Garbett (M)	5.60	12.601	22-Feb-22	5	P Rees (M)	27.5	10.781	14-Nov-23
6	N Sismey (M)	51.8	10.154	22-Feb-22	6	A Turnbull	5.75	12.273	23-May-23	5	A Turnbull	27.5	10.781	22-Feb-22
7	D Garbett (M)	51.3	10.056	22-Feb-22	7	C Bowles	5.88	12.001	22-Feb-22	7	R Litherland	27.3	10.703	13-May-25
8	G Peach (M)	50.8	9.958	14-Nov-23	8	L Smith	5.92	11.920	13-May-25	8	C Bowles	27.2	10.664	14-Nov-23
9	L Blacker	50.6	9.919	14-Nov-23	9	N Sismey (M)	5.93	11.900	22-Feb-22	9	N Sismey (M)	26.9	10.546	23-May-23
10	A Turnbull	49.6	9.723	22-Feb-22	10	P Rees (M)	5.95	11.860	14-Nov-23	10	G Peach (M)	26.4	10.350	14-Nov-23
11	P Rees (M)	48.8	9.566	22-Feb-22	11	L Blacker	5.96	11.840	13-May-25	11	L Smith	26.3	10.311	13-May-25
12	D Edwards	47.5	9.311	22-Feb-22	12	C Cooper	5.97	11.820	22-Feb-22	12	L Blacker	25.3	9.919	14-Nov-23
13	D Turnbull	46.3	9.076	14-Nov-23	13	G Peach (M)	5.99	11.781	14-Nov-23	13	S Whittaker	24.7	9.684	13-May-25
14	JJ Hughes-Dowd	44.5	8.723	14-Nov-23	14	JJ Hughes-Dowd	6.23	11.327	14-Nov-23	14	D Turnbull	24.6	9.644	13-May-25
15	D Hughes-Dowd	44.2	8.664	14-Nov-23	15	D Edwards	6.32	11.166	22-Feb-22	15	M Graham	24.3	9.527	13-May-25
16	S Smith	43.6	8.547	14-Nov-23	16	S Whittaker	6.34	11.131	13-May-25	16	D Edwards	24.0	9.409	22-Feb-22
17	S Gray (M)	43.0	8.429	14-Nov-23	17	M Graham	6.45	10.941	13-May-25	17	A Woodhouse	23.8	9.331	13-May-25
17	A Woodhouse	43.0	8.429	14-Nov-23	18	S Gray (M)	6.51	10.840	14-Nov-23	18	H Smith	23.1	9.056	14-Nov-23
19	D Latham	41.5	8.135	14-Nov-23	19	D Hughes-Dowd	6.59	10.708	14-Nov-23	19	S Gray (M)	23.0	9.017	14-Nov-23
20	H Smith	35.4	6.939	14-Nov-23	20	D Latham	6.65	10.612	14-Nov-23	19	D Hughes-Dowd	23.0	9.017	14-Nov-23
21	C Cooper	34.9	6.841	22-Feb-22	21	D Turnbull	6.72	10.501	14-Nov-23	21	JJ Hughes-Dowd	22.8	8.939	14-Nov-23
22	A Thompson	34.0	6.665	22-Feb-22	22	H Smith	6.80	10.378	14-Nov-23	22	J Crunden	22.6	8.860	13-May-25
23	A Stevenson	N/A	N/A	N/A	23	M Dutton	6.84	10.317	13-May-25	23	D Latham	22.0	8.625	14-Nov-23
23	C Blake	N/A	N/A	N/A	24	A Woodhouse	6.86	10.287	13-May-25	24	S Smith	21.8	8.547	14-Nov-23
23	G Reynolds (M)	N/A	N/A	N/A	25	J Crunden	6.90	10.227	13-May-25	25	M Dutton	21.5	8.429	13-May-25
23	J Crunden	N/A	N/A	N/A	26	A Stevenson	7.13	9.897	23-May-23	26	A Stevenson	21.0	8.233	23-May-23
23	J Dudley (M)	N/A	N/A	N/A	26	N Jarram	7.13	9.897	13-May-25	27	N Jarram	20.8	8.155	13-May-25
23	J Wardle	N/A	N/A	N/A	28	A Thompson	7.15	9.870	22-Feb-22	28	C Blake	19.8	7.763	13-May-25
23	L Smith	N/A	N/A	N/A	29	S Smith	7.18	9.828	14-Nov-23	29	A Thompson	19.7	7.723	23-May-23
23	M Dutton	N/A	N/A	N/A	30	J Wardle	7.44	9.485	13-May-25	30	C Cooper	19.4	7.606	22-Feb-22
23	M Graham	N/A	N/A	N/A	31	C Blake	7.59	9.298	13-May-25	31	J Dudley (M)	19.0	7.449	13-May-25
23	N Jarram	N/A	N/A	N/A	32	J Dudley (M)	7.71	9.153	13-May-25	32	J Wardle	17.4	6.822	13-May-25
23	S Whittaker	N/A	N/A	N/A	33	G Reynolds (M)	8.23	8.575	13-May-25	33	G Reynolds (M)	16.7	6.547	13-May-25
Pos	Junior	Laps	MPH	Date	Pos	Junior	Time	MPH	Date	Pos	Junior	Laps	MPH	Date
1	JJ Hughes-Dowd	44.5	8.723	14-Nov-23	1	JJ Hughes-Dowd	6.07	11.626	13-May-25	1	JJ Hughes-Dowd	25.8	10.115	13-May-25
2	L Bowles	43.3	8.488	22-Feb-22	2	L Bowles	6.46	10.924	14-Nov-23	2	L Bowles	23.2	9.095	22-Feb-22
3	J Woodhouse	39.3	7.704	14-Nov-23	3	JT Hughes-Dowd	6.59	10.708	13-May-25	3	B Crunden	22.5	8.821	13-May-25
4	H Smith	35.4	6.939	14-Nov-23	4	H Smith	6.67	10.580	14-Nov-23	4	JT Hughes-Dowd	22.3	8.743	13-May-25
5	J Thompson	31.2	6.116	22-Feb-22	5	B Crunden	6.77	10.424	13-May-25	5	J Woodhouse	21.0	8.233	13-May-25
6	B Crunden	N/A	N/A	N/A	6	J Woodhouse	6.91	10.212	14-Nov-23	6	Z Brazzel	20.0	7.841	13-May-25
6	E Woodhouse	N/A	N/A	N/A	7	Z Brazzel	7.05	10.010	13-May-25	7	H Smith	19.1	7.488	14-Nov-23
6	J Graham	N/A	N/A	N/A	8	L Whittaker	7.66	9.213	13-May-25	8	L Whittaker	18.9	7.410	13-May-25
6	JT Hughes-Dowd	N/A	N/A	N/A	9	J Thompson	7.70	9.165	23-May-23	9	J Thompson	18.8	7.370	23-May-23
6	L Whittaker	N/A	N/A	N/A	10	J Graham	7.99	8.832	13-May-25	10	J Graham	18.5	7.253	13-May-25
6	T Stevenson	N/A	N/A	N/A	11	T Stevenson	9.50	7.428	23-May-23	11	T Stevenson	14.6	5.724	23-May-23
6	Z Brazzel	N/A	N/A	N/A	12	E Woodhouse	11.33	6.228	23-May-23	12	E Woodhouse	12.7	4.979	23-May-23



Visit dhorc.co.uk or Find us on **facebook**

Derby HO Racing Club

dhorc

TOMY AFX TYCO Carrera DIGITAL

Club Night

R&R

Rules & Regulations 2026



Derby HO Racing Club  www.dhorc.co.uk

dhorc

Home of HO Le Mans

TOMY AFX TYCO SmartRa*e* Carrera DIGITAL

<https://dhorc.co.uk/wp-content/uploads/2025/12/DHORC-Rules-Regs-2026-1.pdf>



LEXAN BODY CATALOGUE

Legends

SWB = 38mm (1.5")
between axle centres

LWB = 41mm (1.6")
between axle centres



AC Cobra
Convertible
LWB



Acura NSX
GT3 2017
LWB
30mm Clip



Alfa Romeo 155
Touring Car
LWB
29mm Clip



Alfa Romeo
BTCC
LWB
30mm Clip



Alfa Romeo
TZ3 Corsa
SWB
29mm Clip



Aston Martin
Vantage GT3
LWB



Audi
R8LMS GT3
LWB



Audi S3
BTCC
LWB
27mm Clip



Austin
Mini Cooper
SWB
28mm Clip



Bentley
Continental GT3
LWB
30mm Clip
















BMW
320i Turbo Grp5
SWB
27mm Clip



BMW 1 Series
BTCC
LWB
29mm Clip








































BMW
M1
SWB
30mm Clip
















			
BMW M3 GT2 LWB 27mm Clip	BMW Z4 GT3 LWB	BMW Z8 Convertible LWB 30mm Clip	Bugatti EB110 SWB 32mm Clip
			
Bugatti Veyron LWB 31mm Clip			
			
Chevrolet Nastruck LWB 30mm Clip	Chevron B19 SWB or LWB 29mm Clip	Corvette C5r GT SWB 30mm Clip	Corvette C7r GT 2017 LWB 31mm Clip
			
Corvette C8r GT3 LWB	Corvette Daytona Prototype SWB 30mm Clip	Corvette 1969 Stingray SWB 30mm Clip	
			
Datsun 240Z SWB 27mm Clip	Datsun Fairlady 2000 LWB 26mm Clip	Dodge Challenger LWB 31mm Clip	

			
Ferrari 250 gt Berlinetta Lusso SWB 30mm Clip	Ferrari 250 GTO LWB 29mm Clip	Ferrari 308 GTb LWB 28mm Clip	Ferrari 365 GTb Daytona SWB 28mm Clip
			
Ferrari 488 Gte LWB 29mm Clip	Ferrari 512 LM SWB or LWB 29mm Clip	Ferrari 575 GTc LWB 30mm Clip	Ferrari 612 Can-Am SWB 32mm Clip
			
Ferrari F40 SWB 32mm Clip	Ferrari Testarossa SWB 32mm Clip	Ford Capri SWB 30mm Clip	Ford Escort SWB 29mm Clip
			
Ford Custom Van LWB 30mm Clip	Ford Focus RS BTCC LWB 29mm Clip	Ford 2006 GT LWB 29mm Clip	Ford 2016 GT LWB Body Pins Only
			
Ford GT40 SWB 29mm Clip	Ford 2005 Mustang LWB 27mm Clip		

			
Honda Civic BTCC LWB 28mm Clip	Honda Integra LWB 28mm Clip	Honda S2000 SWB 26mm Clip	
			
Jaguar D Type LWB 30mm Clip	Jaguar XJ 220 LWB 32mm Clip	Jaguar XJR 5 (Grp 44) SWB 32mm Clip	Jaguar XJR 9 (Grp C) SWB or LWB 33mm Clip
			
Jaguar XKR GT3 LWB 30mm Clip			Koenigsegg CCX LWB 30mm Clip
			
Lamborghini Contach SWB 29mm Clip	Lamborghini Huracan GT3 LWB 32mm Clip	Lamborghini Miura Concept LWB 30mm Clip	Lamborghini Miura Jota SWB 28mm Clip
			
Lancia LC2 SWB 31mm Clip	Lotus Elise LWB 27mm Clip	Lotus Espirit LWB	Lotus Europa LWB 31mm Clip

			
Matchbox Hi-Tailer LWB 33mm Clip	Mazda 787b (Grp C) LWB 30mm Clip	Mazda RX7 SWB 27mm Clip	McLaren F1 GTr LWB
			
McLaren MP4 12C GT3 LWB 28mm Clip	Mercedes Gullwing 300SL SWB	Mercedes 300SLR LWB	Mercedes CLK GTB LWB 30mm Clip
			
Mercedes DTM Car LWB 30mm Clip	MG 6GT BTCC LWB 28mm Clip	Mini Mini Cooper LWB 27mm Clip	Morris Minor LWB 27mm Clip
			
Mustang 1967 GT 500 SWB 30mm Clip	Mustang Mach 1 SWB 30mm Clip		
			
Nascar SWB 32mm Clip	Nissan 300ZX SWB 31mm Clip	Nissan March 86G Gtp SWB or LWB 30mm Clip	Nissan R390 GT LWB 32mm Clip

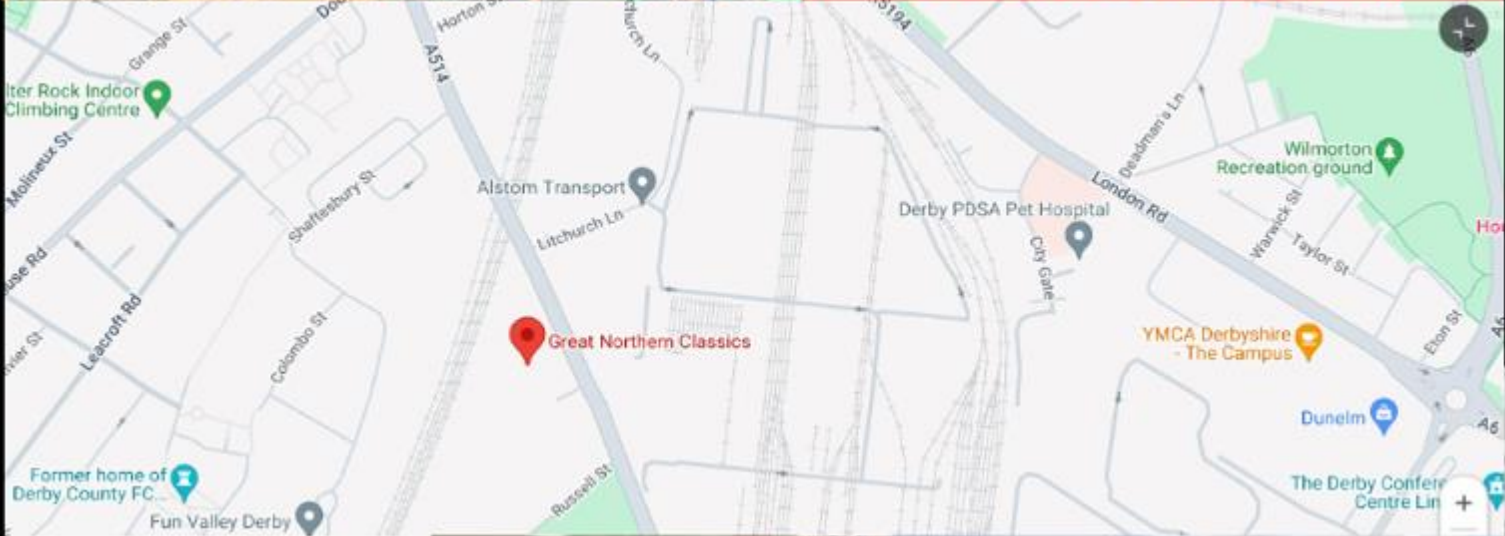
			
Nissan 1989 R89C LWB 32mm Clip	Nissan 1977 Skyline GT-R LWB 27mm Clip	Nissan R32 Skyline SWB 30mm Clip	Nissan Grp C SWB 32mm Clip
			
Pagani Huayra LWB 29mm Clip	Pagini Zonda C12 LWB 30mm Clip	Panoz 1999 LMP-1 LWB 32mm Clip	Peugeot 905 Grp C SWB or LWB 31mm Clip
			
Pontiac 1977 Firebird LWB 30mm Clip	Porsche 908 SWB 29mm Clip	Porsche 910 LWB 32mm Clip	Porsche 911 GT3 SWB 27mm Clip
			
Porsche 911 Turbo RSR GT3 LWB 28mm Clip	Porsche 917 SWB or LWB 31mm Clip	Porsche 934 Turbo RSR SWB 26mm Clip	Porsche 935 Turbo SWB 28mm Clip
			
Porsche 956 Grp C SWB 31mm Clip	Porsche 959 SWB 29mm Clip	Porsche 962 Grp C LWB 32mm Clip	

			
Renault Clio Cup Car LWB 30mm Clip	Renault Clio V6 LWB 29mm Clip	Renault Megane Trophy LWB 30mm Clip	Renault RS01 GT LWB 28mm Clip
			
Saleen S7 LWB	Sauber Mercedes C11 Grp C SWB or LWB 32mm Clip	Shadow MK 11a LWB 31mm Clip	Shelby Cobra Daytona Coupe SWB 31mm Clip
			
Subaru Levorg BTCC LWB 28mm Clip			
			
Toyota 88C-V Grp C SWB or LWB 32mm Clip	Toyota GT-One LWB	Triumph TR7 LWB 28mm Clip	TVR Sagaris LWB
			
Wiesmann GT MF5 SWB or LWB			Zakspeed Grp 5 Capri SWB or LWB 30mm Clip

Where is DHORC?



www.dhorc.co.uk



GREAT NORTHERN CLASSICS



Great Northern Classics
274 – 278 Osmaston Road
Derby DE24 8AE

Nick Sismey
sismey80@hotmail.co.uk
07984339192