

Visit dhorc.co.uk or Find us on **facebook**

Derby HO Racing Club 

www.dhorc.co.uk

dhorc

Home of HO Le Mans

TOMY AFX
TYCO

Club Night

764

Round 13  Nashville – GC  12 May 26



Nick breaks Attendance Record!



Luca & Mike do the double

woodland auto centre

CSL cslautomation.co.uk

ADULTS

- 01 R LITHERLAND
- 02 L PATEMAN
- 03 A SMITH

JUNIORS

- 01 L WHITTAKER
- 02 
- 03 

This Week:



BOEING

Corporate Event Zandvoort Nationaal 13 May 26



History and Key Facts



HO Club founded on 7 July 1992

- DHORC: Derby HO Racing Club ("HO" Is The Scale = 1/64th)
- Based at Derby Leisure and Events, open to all!
- Home of world famous international Le Mans 24 Hour race until 2019.
- Smaller scale version of Scalextric, once set up works all night!
- Four and Eight lane circuits
- Computerised timing
- Statistics for every meeting and every member since July 1992
- Over 30 Club Nights each year
- 50+ circuit designs, up to 567 feet in length
- Eight-lane routed dhorcingham oval
- Two car categories – Tyco open wheel (F1)
 - Tomy SGP, BSRT, VSR, Bulldog enclosed wheel (GC)



Carrera Digital Club 1st race 18 January 2022

- 1/32nd Carrera Digital GT Cars
- 16 Evenings a year, with 15-minute Endurance & 5-minute Sprint Races
- 10+ circuits
- Full computerised timing and stats through SmartRace App



The Club Nights and Magazine Coverage

HO

- Racing starts at 18:45 hours – Finished by 22:00 hours
- Minimum of four 3-minute qualifying races & up to two Finals (F1 & GC) for each member
- Championship points for all members
- Magazine produced for every meeting covering every member & track statistic

Carrera Digital

- Racing starts at 18:00 – Finished by 22:00 hours
- Magazine produced after each evening
- Championship points for all members
- Rules & regulations booklet covering all the DHORC rules produced each year
- Great family atmosphere, a help-all culture

Membership Fees, Car Costs and Prizes

- Adult £40 and junior (under 16) £20 for HO & Carrera, £50/£25 combined
- Only £50 Total expenditure for two cars HO Cars, £65 one Carrera
- All cars and spares can be bought at club
- Adult, Masters (over 56), Junior (16 & under) HO Championships
- Adult & 70+ Carrera Championships





Editorial 764



I finally got ahead of Phil again! After no less than 630 Club Nights I finally overtook my great friend **Phil Rees** as the leader in DHORC Club Night attendances. Phil has sat on 710 starts since 22Jul25. I hit 711 in the GC Club Night at the Nashville Street Circuit. Phil had leapt ahead of me when I started to travel more regularly overseas with Rolls-Royce (Aero) just after the turn of the century. At one point he was well over 60 Club Nights ahead of me, so it has taken some time to catch and overtake him!

Congratulations to our four winners at DHORC 764, to **Reuben Litherland** for taking his 7th Adult win of the year, **Stuart Gray** his 3rd Masters and to **Mike Graham** and **Luca Whittaker** for taking their second, and back-to-back, Early Parents and Juniors respectively. Also congratulations to **Ryan Goodere** for taking his very first Final win!

With just 13 of us on the grid at Nashville we finished early enough to change the track over to the Zandvoort Nationaal circuit for the Rolls-Royce v Boeing Corporate event the next day. I just want to say a big thank you to **Lewis Blacker**, **Chris Bowles**, **Jim Dudley**, **Ryan Goodere**, **Stuart Gray**, **Reuben Litherland**, **Lee Pateman**, **Gordon Reynolds** and **Angus Smith**. It was done inside an hour, what an effort!



BOEING

Nick Sismey

Front Cover: Ryan, despite being in a real hole, took his first Final win!

Derby HO Racing Club		Committee...2026		Derby HO Racing Club	
www.dhorc.co.uk				www.dhorc.co.uk	
Chairman / Treasurer	Nick Sismey	M 07984 339 192		sismey80@hotmail.co.uk	
Vice Chairman	Phil Rees	M 07912 378 652		dhorcman.p.r@ntlworld.com	
Secretary	Laura Edwards	M 07501 217 254		laurabubbles07@hotmail.co.uk	
CD Spares	Stuart Gray	M 07874 253 955		stuartcgray7@btinternet.com	
HO Spares + HO & CD Race Control	Lewis Blacker	M 07713 059 906		lewisjayblacker@outlook.com	
HO Race Control	Dan Hughes-Dowd	M 07568 480 438		dthd1984@gmail.com	
HO Parc Ferme	Reuben Litherland	M 07775 061 685		rj.litherland@yahoo.com	
HO & CD Race Control	Liam Smith	M 07477 698 158		liam-smith-93@hotmail.co.uk	
Carrera Digital	Victor de Oliveira	M 07841 505 860		vic.deo@hotmail.com	
HO Carrera Digital Scrutineer	Angus Smith	M 07591 813 431		angus@angussmith500.plus.com	
HO Carrera Digital Scrutineer	Simon Goodlip	M 07803 551708		simon.goodlip@sky.com	
Carrera Digital	Steve White	M 07859 999 480		wslotcarsteve@gmail.com	

THIS SLOT CAR MAGAZINE IS PUBLISHED AND COPYRIGHT 2026 BY DHORC, AND NO PORTION MAY BE REPRODUCED OR TRANSMITTED WITHOUT WRITTEN PERMISSION, AND MAY CONTAIN ARTICLES AND GRAPHICS REPRINTED WITH THE PERMISSION OF THE ORIGINAL COPYRIGHT HOLDER, WHO RETAINS ALL RIGHTS.

Contents.....764

Page	Details
003	Editorial
004	Contents
005	News & Views Including..... 1. Acknowledgements 2. Our new DHORC Club Night Attendance leader! 3. Rolls-Royce (Aero) v Boeing Corporate Event - 13May26
006	2026 Calendar
008	2026 Winners & Continuous Club Night Attendance Records
010	DHORC Official Clothing
012	Slot Cars & Spares
013	Razorlite Lexans HO
014	Race Report – Nashville GC – 12 May 2026 - Round 13 of 37 Including..... Page 24 - Race Results Page 30 - Best Results Page 32 - Championship Tables
036	Members' Statistics
049	Next Circuit - Dijon-Prenois – 2 June 2026 - Rounds 14 & 15 OF 37
055	Rules and Regulations 2026
056	Razorlite Lexans HO Catalogue



SLOT CARSDIRECT
UK's HO 1/64th Slot Car Specialist
We specialize in Tomy AFX, Viper Scale Racing
and Bulldog Racing Products.



Viper Scale Racing

News & Views.....764


1. Acknowledgements for DHORC 764

Steve Whittaker	Setting Up & Marshalling	Luca Whittaker	Marshalling
Ryan Goodere	Marshall & Zandvoort Build (ZB)	Gordon Reynolds	Marshalling & ZB
Reuben Litherland	Parc Ferme, Marsh & ZB	Chris Bowles	Marshalling & ZB
Lewis Blacker	RC, Marsh & Zandvoort Build	Jim Dudley	Marshalling & ZB
Angus Smith	RC, Marshalling & ZB	Stuart Gray	Marshalling & ZB
Lee Pateman	Marshalling & Zandvoort Build	Mike Graham	Marshalling

2. Our new DHORC Club Night Attendance leader!

DHORC 764 saw me finally overtake **Phil Rees** again in attending the most DHORC Club Nights. I held the original record until DHORC 134 at Walt Disney World on 11Jan00 when Phil took over the lead, reaching 710 Club Nights by DHORC 739 on 22Jul25 at the dhorcingham oval. Completing the second Club Night on Tuesday I reached 711.

Lee Pateman, who lies third on 654 was there to congratulate yours truly. The other pics shows me practicing on a Tyco track in 1989 with my son Jamie, who is now 36, three years before DHORC was founded and Phil receiving his gift for becoming the first to reach 700 Club Nights.



Derby HO Racing Club		HO Calendar 2026		Derby HO Racing Club	
Tuesday	06-Jan	Conference Room	1 (F1)		Miami
Tuesday	27-Jan	Conference Room	2 (F1)	3 (GC)	Interlagos
Tuesday	17-Feb	Mezzanine / The Tram Shed	4 (F1)	5 (GC)	Cadwell Park
Saturday	28-Feb	John Fretwell Sporting Complex	Corporate 1		Birthday Party
Tuesday	10-Mar	Conference Room	6 (F1)	7 (GC)	Monaco
Tuesday	31-Mar	Conference Room	8 (F1)	9 (GC)	Long Beach
Sat/Sun	18/19Apr	Donington Park	Corporate 2		BTCC
Wednesday	29-Apr	Table Tennis Room	10 (F1)	11 (GC)	Zandvoort
Saturday	09-May	Mezzanine / The Tram Shed	Corporate 3		GNC Derby Children's Holiday Centre
Sat/Sun	09/10May	Statfold Country Park	Corporate 4		Miniatures & Model Engineering
Tuesday	12-May	Table Tennis Room	12 (F1)	13 (GC)	Nashville
Wednesday	13-May	Table Tennis Room	Corporate 5		Rolls-Royce / Boeing
Tuesday	02-Jun	Table Tennis Room	14 (F1)	15 (GC)	Dijon-Prenois
Tuesday	23-Jun	Table Tennis Room	16 (F1)	17 (GC)	Shanghai
Sat/Sun	11/12Jul	Turn Post Farm, Wymeswold	Corporate 6		Rempstone Steam & Country Show
Tuesday	14-Jul	Table Tennis Room	18 (F1)	19 (GC)	Red Bull Ring
Tuesday	28-Jul	Nightingale Hall	20 (F1)	21 (GC)	DHORCingham Oval
			22 (F1)	23 (GC)	
Sat/Sun	01/02Aug	Highacres Farm	Corporate 7		Cromford Steam Rally
Tuesday	04-Aug	Table Tennis Room	24 (F1)	25 (GC)	Fiorano
Sat/Sun	08/09Aug	Donington Park	Corporate 8		Convoy in the Park
Sat/Sun	22/23Aug	Donington Park	Corporate 9		BTCC
Tuesday	15-Sep	Table Tennis Room	26 (F1)	27 (GC)	Jarama
Tuesday	29-Sep	Table Tennis Room	28 (F1)	29 (GC)	Pukekohe Park
Tuesday	20-Oct	Table Tennis Room	30 (F1)	31 (GC)	Donington Park
Tuesday	10-Nov	Table Tennis Room	32 (F1)	33 (GC)	Trois-Rivieres
Tuesday	17-Nov	Table Tennis Room			AGM
Tuesday	24-Nov	Table Tennis Room	34 (F1)	35 (GC)	Watkins Glen
Tuesday	15-Dec	Table Tennis Room	36 (F1)	37 (GC)	Jacarepagua

Derby HO Racing Club		CD Calendar 2026		Derby HO Racing Club	
Tuesday	13-Jan	Conference Room	Test Night		Sonoma (New)
Tuesday	20-Jan	Mezzanine / The Tram Shed	1 2 3		Sonoma
Friday	30-Jan	Mezzanine / The Tram Shed	4 5 6		Monza
Saturday	31-Jan	Mezzanine / The Tram Shed	7 to 11		Monza
Tuesday	10-Feb	Conference Room	12 13 14		Mugello
Tuesday	24-Feb	Mezzanine / The Tram Shed	Test Night		Ruapuna (New)
Tuesday	17-Mar	Mezzanine / The Tram Shed	15 16 17		Ruapuna
Tuesday	14-Apr	Pit Lane	18 19 20		Autodromo di Franciacorta (New)
Tuesday	05-May	Table Tennis Room	Test Night		Fortaleza (New)
Tuesday	26-May	Table Tennis Room	21 22 23		Fortaleza
Tuesday	16-Jun	Table Tennis Room	24 25 26		Fuji
Tuesday	07-Jul	Table Tennis Room	27 28 29		Okayama
Tuesday	28-Jul	Table Tennis Room	30 31 32		Watkins Glen
Tuesday	08-Sep	Table Tennis Room	33 34 35		Sonoma
Friday	18-Sep	Table Tennis Room	36 37 38		Road America
Saturday	19-Sep	Table Tennis Room	39 to 44		Road America
Tuesday	13-Oct	Table Tennis Room	45 46 47		Ruapuna
Friday	23-Oct	Table Tennis Room	48 49 50		Road Atlanta
Saturday	24-Oct	Table Tennis Room	51 to 56		Road Atlanta
Tuesday	03-Nov	Table Tennis Room	57 58 59		Fortaleza
Tuesday	17-Nov	Table Tennis Room			AGM
Tuesday	01-Dec	Table Tennis Room	60 61		Luanda
Friday	11-Dec	Nightingale Hall	62 63 64		Le Mans
Saturday	12-Dec	Nightingale Hall	65 to 70		Le Mans
Sunday	13-Dec	Nightingale Hall	6-Hour Race		Le Mans

3. Rolls-Royce (Aero) v Boeing Corporate Event – 13May26

With thanks to **Stuart Gray, Phil Rees, Nick Sismey, Liam Smith** and **Steve Whittaker** the Rolls-Royce (Aero) Trent 1000 Engineering Team and Boeing's 787 Team from Seattle had a fantastic time racing on our Tomy AFX Zandvoort Nationaal circuit.

There were seven Boeing visitors and four Rolls-Royce hosts. Despite this Rolls-Royce took the team win and filled all three places on the podium!



All were concentrating hard whether racing or marshalling!

Winners 2026

F1 Qualifies on Green & Blue, GC on Yellow & Red Lanes

Day	Date	Rnd	Track	Final	Adults	Masters	Juniors	Early Parents
Tue	06-Jan	1	Miami	F1	S Goodlip	N Sismey	JJ Hughes-Dowd	S Whittaker
Tue	27-Jan	2	Interlagos	F1	S Goodlip (2)	M Gretton	JJ Hughes-Dowd	J Crunden
Tue	27-Jan	3	Interlagos	GC	R Litherland	J Dudley	JJ Hughes-Dowd	S Whittaker
Tue	17-Feb	4	Cadwell Park	F1	L Pateman	S Gray	JJ Hughes-Dowd	S Whittaker
Tue	17-Feb	5	Cadwell Park	GC	R Litherland	S Whittaker	JJ Hughes-Dowd (5)	S Whittaker (4)
Tue	10-Mar	6	Monaco	F1	R Litherland	A Smith	J Woodhouse	J Crunden
Tue	10-Mar	7	Monaco	GC	R Litherland	N Sismey	J Woodhouse	J Crunden
Tue	31-Mar	8	Long Beach	F1	R Litherland	Jim, Nick, Stuart	J Woodhouse	A Woodhouse
Tue	31-Mar	9	Long Beach	GC	R Litherland	M Gretton (2)	B Crunden	J Crunden (4)
Wed	29-Apr	10	Zandvoort	F1	C Bowles	G Reynolds	J Woodhouse	A Woodhouse
Wed	29-Apr	11	Zandvoort	GC	A Smith	A Smith (2)	J Woodhouse (5)	A Woodhouse (3)
Tue	12-May	12	Nashville	F1	C Bowles (2)	N Sismey (4)	L Whittaker	M Graham
Tue	12-May	13	Nashville	GC	R Litherland (7)	S Gray (3)	L Whittaker (2)	M Graham (2)
Tue	02-Jun	14	Dijon-Prenois	F1				
Tue	02-Jun	15	Dijon-Prenois	GC				
Tue	23-Jun	16	Shanghai	F1				
Tue	23-Jun	17	Shanghai	GC				
Tue	14-Jul	18	Red Bull Ring	F1				
Tue	14-Jul	19	Red Bull Ring	GC				
Tue	28-Jul	20	dhordingham	F1				
Tue	28-Jul	21	dhordingham	GC				
Tue	28-Jul	22	dhordingham	F1				
Tue	28-Jul	23	dhordingham	GC				
Tue	04-Aug	24	Fiorano	F1				
Tue	04-Aug	25	Fiorano	GC				
Tue	15-Sep	26	Jarama	F1				
Tue	15-Sep	27	Jarama	GC				
Tue	29-Sep	28	Pukekohe	F1				
Tue	29-Sep	29	Pukekohe	GC				
Tue	20-Oct	30	Misano	F1				
Tue	20-Oct	31	Misano	GC				
Tue	10-Nov	32	Trois-Rivieres	F1				
Tue	10-Nov	33	Trois-Rivieres	GC				
Tue	24-Nov	34	Watkins Glen	F1				
Tue	24-Nov	35	Watkins Glen	GC				
Tue	15-Dec	36	Jacarepagua	F1				
Tue	15-Dec	37	Jacarepagua	GC				

Race Winners

Adults	Masters	Juniors	Early Parents
Reuben Litherland	Stuart Gray	Luca Whittaker	Mike Graham
Adults	Masters	Juniors	Early Parents

Continuous Club Night Attendance Records

Members below have built up ten or more continuous Club Night attendances, including DHORC 764:-

Nick Sismey	313 Club Nights	Lewis Blacker	65	Reuben Litherland	45
Lee Pateman	14	Gordon Reynolds	10	Angus Smith	10

Record Club Night Attendance Nick Sismey 711

Record Continuous Club Night Attendance Nick Sismey 313

Record Continuous Evening Attendance Nick Sismey 234



Average Laps Per Race



14.256

11.079



DERBY H:O RACING CLUB												
Boeing v Rolls-Royce - 13 May 2026												
RESULTS												
QUALIFYING			FINAL POSITIONS			FASTEST LAPS			BEST RACE LAPS (3 MINS)			
POS	ADULT	LAPS	POS	ADULT	POS	ADULT	TIME	MPH	POS	ADULT	LAPS	
1	Oliver Jones (RR)	70.3	1	Oliver Jones (RR)	1	Oliver Jones (RR)	8.47	7.929	1	Oliver Jones (RR)	18.4	
2	Adrian Wright (RR)	63.0	2	Adrian Wright (RR)	2	Adrian Wright (RR)	8.48	7.920	2	Adrian Wright (RR)	17.4	
3	Nick Donadio (B)	54.9	3	Roald Stephens (RR)	3	Nick Donadio (B)	8.72	7.702	3	Nick Donadio (B)	17.2	
4	Roald Stephens (RR)	54.2	4	Nick Donadio (B)	4	Roald Stephens (RR)	8.92	7.529	4	Roald Stephens (RR)	16.4	
5	Neil Casserly (B)	52.1	5	Neil Casserly (B)	5	Brenna Murphy (B)	9.23	7.276	5	Harsha Ramesh (RR)	15.5	
6	Sattar Panahandehgar (B)	43.9	6	Brenna Murphy (B)	6	Vivek Jayaprakasan (B)	9.50	7.069	6	Neil Casserly (B)	15.2	
7	Brenna Murphy (B)	43.5	7	Sattar Panahandehgar (B)	7	Neil Casserly (B)	9.59	7.003	7	Vivek Jayaprakasan (B)	14.6	
8	Vivek Jayaprakasan (B)	43.0	8	Luciana Cruz (B)	8	Harsha Ramesh (RR)	9.93	6.763	8	Brenna Murphy (B)	14.3	
9	Luciana Cruz (B)	42.1	9	Harsha Ramesh (RR)	9	Sattar Panahandehgar (B)	10.34	6.495	9	Sattar Panahandehgar (B)	13.1	
10	Harsha Ramesh (RR)	40.6	10	Vivek Jayaprakasan (B)	10	Luciana Cruz (B)	10.67	6.294	10	Luciana Cruz (B)	12.3	
11	Georgia Karvountzi (B)	30.7	11	Georgia Karvountzi (B)	11	Georgia Karvountzi (B)	12.91	5.202	11	Georgia Karvountzi (B)	10.8	

dhore Derby HO Racing Club
www.dhore.co.uk
Home of HO Le Mans
TOMY AFK TYCO

dhore Derby HO Racing Club
www.dhore.co.uk
SmartRac(e)
Carrera DIGITAL

Official Clothing

Contact
Nick Sismey

Original DHORC T-Shirts
or Carrera DIGITAL 132

Original DHORC Polo Shirts
or Carrera DIGITAL 132

Original DHORC Hoodies
or Carrera DIGITAL 132

Original DHORC Caps & Beanies
or Carrera DIGITAL 132

DERBY H:O RACING CLUB		Boeing v Rolls-Royce - 13 May 2026																										
		ROUND 1				ROUND 2				ROUND 3				ROUND 4				QUAL		FIN		FINAL 1		FINAL 2		BEST		TOTAL
CL	NAME	LAPS	TIME	LAPS	TIME	LAPS	TIME	LAPS	TIME	LAPS	TIME	LAPS	TIME	LAPS	TIME	LAPS	POS	LAPS	TIME	LAPS	TIME	LAP	TIME	LAPS				
		A	Oliver Jones (RR)	18.0	8.48	17.4	8.54	17.1	8.55	17.8	8.79	70.3	A1	18.4	8.47					18.4	8.47			18.4	8.47	88.7		
A	Adrian Wright (RR)	13.6	9.80	16.7	8.78	17.4	8.48	15.3	9.18	63.0	A2	16.9	8.58					17.4	8.48			17.4	8.48	79.9				
A	Nick Donadio (B)	11.5	9.31	17.2	8.72	13.8	10.37	12.4	11.34	54.9	A4	15.2	9.74					17.2	8.72			17.2	8.72	70.1				
A	Roald Stephens (RR)	16.1	9.34	14.4	10.34	13.4	10.28	10.3	9.97	54.2	A3	16.4	9.22	16.3	8.92			16.4	8.92			16.4	8.92	86.9				
A	Neil Casserly (B)	12.8	10.08	15.2	9.62	11.6	12.09	12.5	11.12	52.1	B2	14.7	9.59					15.2	9.59			15.2	9.59	66.8				
A	Sattar Panahandehgar (B)	12.5	11.41	11.5	11.12	10.5	17.12	9.4	13.39	43.9	B4	13.1	10.34					13.1	10.34			13.1	10.34	57.0				
A	Brenna Murphy (B)	6.2	14.58	10.5	11.93	12.5	9.48	14.3	9.23	43.5	B3	14.0	10.46	14.2	9.41			14.3	9.23			14.3	9.23	71.7				
A	Vivek Jayaprakasan (B)	10.2	10.62	14.6	9.50	11.1	12.79	7.1	13.29	43.0	C4	10.2	11.85					14.6	9.50			14.6	9.50	53.2				
A	Luciana Cruz (B)	12.3	10.67	12.0	11.30	9.7	12.69	8.1	14.36	42.1	C3	11.6	10.97					12.3	10.67			12.3	10.67	53.7				
A	Harsha Ramesh (RR)	11.4	13.49	11.7	11.86	12.4	10.16	5.1	15.11	40.6	C3	15.5	9.93	13.1	11.33			15.5	9.93			15.5	9.93	69.2				
A	Georgia Karvountzi (B)	10.8	13.53	7.7	12.91	7.5	13.24	4.7	29.94	30.7	D2	10.3	13.76					10.8	12.91			10.8	12.91	41.0				
		TOTAL FEET		72,712.7		TOTAL LAPS		738.2																				



Thanks to **Caroline Laverty** (unable to attend) for organising a very successful event and congratulations to Rolls-Royce for taking the Team win and to **Oliver Jones** for taking the overall victory. **Nick Sismey**



Slot Cars & Spares



Open Wheel (F1)



Body	£10.00	Bulkhead	£4.00
Chassis	£10.00	Armature	£6.00
Whole Car	£20.00	Crown/Pinion Gear	£2.50
Pickup Shoes (Pair)	£2.00	Rear Tyres (Pair)	£2.00
Pickup Springs	£1.00	Sponge (Pair)	£2.50
Pinion Gear	£1.50	Rear Axle with tyres	£5.00
Front Tyres (Pair)	£1.00	Guide Pins	£1.50
Front Axle	£2.00	Traction Magnets (Pair)	£2.00
Brush Springs (Pair)	£1.50	Brush Tubes (Pair)	£2.00
Brushes (Pair)	£2.00		
Motor Magnets (Pair)	£3.00		

Enclosed Wheel (GC)



VSR Chassis	£30.00
Bulldog Club Chassis	£15.00
Painted Lexan Body	£10.00

Pickup Shoes (Pair)	£2.00	Viper Endbell	£8.00
Pickup Springs	£1.00	Armature	£6.00
#417 7T Delrin Pinion Gear	£1.50	22T VSR Crown Gear	£2.50
Front Axle, Wheels and Tyres	£4.00	Rear Tyres (Pair)	£3.00
Rear Axle, Crown Gear & Tyres	£8.00	Guide Pins	£2.50
Rear Narrow Hubs (Pair)	£3.00	VSR Pro Blank Chassis	£10.00
Bulldog Crown Wheel & Pinion	£2.00	Bulldog Can Motor	£5.00
Body Clip	£1.00		

Please Note: The Spares box may carry more items than listed here.



Updated 03Jan26



Visit our
Facebook Page
or the back of
this magazine



Clear plastic bodies to suit a variety of HO
chassis. Many not found elsewhere



Race Report



Round 13

Nashville – GC

12th May 2026



Reuben Litherland took his 7th win of the year extending his lead in the Championship.

Round 12

Nashville (USA)

Round 13

Previous Results

	Adults			1st	2nd	3rd
DHORC 635 F1	22-Feb	2022	103' 6"	A Turnbull (1)	N Sismey	P Rees
DHORC 636 GC	22-Feb	2022	103' 6"	A Smith	L Pateman	R Litherland
DHORC 667 F1	23-May	2023	103' 6"	L Pateman (1)	A Turnbull	S Goodlip
DHORC 681 F1	14-Nov	2023	103' 6"	C Bowles	JJ Hughes-Dowd	L Pateman
DHORC 682 GC	14-Nov	2023	103' 6"	A Smith	S Goodlip	C Bowles
DHORC 729 GC	13-May	2025	103' 6"	A Smith (3)	R Litherland	L Smith
DHORC 761 F1	12-May	2026	103' 6"	C Bowles (2)	R Litherland	L Blacker
DHORC 762 GC	12-May	2026	103' 6"	R Litherland (1)	L Pateman	A Smith
	Juniors			1st	2nd	3rd
DHORC 635 F1	22-Feb	2022	103' 6"	L Bowles	J Thompson	
DHORC 636 GC	22-Feb	2022	103' 6"	L Bowles	J Thompson	
DHORC 667 F1	23-May	2023	103' 6"	JJ Hughes-Dowd	J Woodhouse	J Thompson
DHORC 681 F1	14-Nov	2023	103' 6"	JJ Hughes-Dowd	J Woodhouse	L Bowles
DHORC 682 GC	14-Nov	2023	103' 6"	L Bowles (3)	JJ Hughes-Dowd	J Woodhouse
DHORC 729 GC	13-May	2025	103' 6"	JJ Hughes-Dowd (3)	JT Hughes-Dowd	J Woodhouse
DHORC 761 F1	12-May	2026	103' 6"	L Whittaker		
DHORC 762 GC	12-May	2026	103' 6"	L Whittaker (2)		

Circuit Records

Lap Length 103' 6"

Qualifying

F1/GC	Driver	Date
	L Pateman	23May23
	99.9 Laps	
F1	S Goodlip	14Nov23
	46.8 Laps	
GC	A Smith	14Nov23
	59.9 Laps	

Fastest Laps

F1	S Goodlip	14Nov23	6.50 secs
GC	A Smith	14Nov23	4.85 secs

Race Laps

F1	A Turnbull	22Feb22	24.4 Laps
GC	R Litherland	12May26	31.4 Laps

Final Points

5.5 Points	JJ Hughes-Dowd	14Nov23
------------	----------------	---------



DHORC 761 & 762



Ryan Goodere took his first Final win with a career best finish of 7th.

Reuben takes 13th win in Round 13

'A' Final – **Reuben Litherland**, our Championship leader, is making sure 2026 is his year in the Adults with his seventh win of the campaign and 13th of his career, fittingly in Round 13, with his GC Viper around the streets of Nashville. **Lee Pateman** took second here following a win in the 'B', losing out to Reuben by 3.5 laps despite lapping just 0.02 seconds slower on his best lap in the 'A'. He is also still second to Reuben overall, the gap opening up from 60 to 77 points.

Reuben also took back-to-back Poles in Tennessee, his fifth of the year, reaching double figures for his career for the first time, while his 31.4 laps in the last race of the evening saw him beat reigning Champion **Angus Smith's** record of 31.3 laps set on 13May25.

Angus would finish third, 1.5 laps back, after losing out to Reuben for Pole by just half a lap. He remains third overall in the Championship standings, reducing the gap to fellow five time Champ Lee by three points to 42. On the way to the bottom rung of the podium he would take his 95th (fastest lap) and fourth of this year's campaign.

Lewis Blacker again made the 'A' Final, but this time direct from Qualifying, the first time he had done this on a 4-lane circuit in 158 attempts, beating his previous best of 4th on the grid at Zandvoort on 27Sep22. However he couldn't manage anywhere near the number of laps he recorded in the two Qualifying races dropping 6.1 laps to his best score, finishing 5.4 laps behind Angus.





Luca Whittaker made it back-to-back Junior wins while Stuart Gray's 'D' Final win took him to his 3rd Masters win of the year.

'B' Final – **Nick Sismey** began his record 711th Club Night at DHORC 764, finally overtaking the absent Phil Rees, on 710, in the attendance charts for the first time since the Walt Disney World oval on 11Jan00 at DHORC 134. He would lose out to Lee, third in the attendance race, by 0.7 laps to take fifth, matching his grid position.

Mike Graham also mirrored his qualifying position at the end of the 'B' taking back-to-back Early Parents' wins, 2.9 laps behind Nick while **Ryan Goodere** took his first ever Final win, the 'C', taking a PB seventh another 7.4 laps in arrears.

'C' Final – **Steve Whittaker** was again second to Mike in the Early Parents and was here second to Ryan by 0.7 laps, even though he was lapping quicker at times, as he finished one place better than the F1 race in eighth. Steve jumps up from fourth to third in the Early Parents' Championship, 25 points behind the absent Jim Crunden, while Championship leader, the also absent Andrew Woodhouse, still leads by 40 points.

After his F1 win **Chris Bowles** had a torrid time in GC, Qualifying in seventh thanks to a 10 lap deficit on Red Lane compared to Yellow. Setting by far the quickest lap of the Final he was another seven tenths of a lap back in ninth with 'D' Final winner **Stuart Gray** closing out the top ten and setting the 10th most race laps and 10th fastest lap of the Club Night during the Final.

'D' Final – **Jim Dudley** dropped a place from the earlier race to 11th losing out to Stuart by 2.4 laps while it was **Gordon Reynolds** turn to take his first Wooden Spoon of the year in 12th. He was our sixth Member to take home this prodigious award in 2026.

MASTERS REPORT

Stuart masters 3rd Masters win!

Stuart made it three Masters wins in 2026 from a trio of racers in third, Jim, Nick and Steve, while Gordon finished in fifth.

Nick increased his Championship lead by 2.5 points, thanks to his F1 'D' Final win, to 6.0 points, but over Stuart who jumps a place to second following his GC 'D' Final win, swapping positions with Angus who he gaps by 1.0 point.





“You lookin’ at me?” – Jim Dudley followed his 10th in F1 with 11th in GC.

JUNIOR REPORT

Luca's 1st back-to-back in Tennessee

'A' Final – Luca Whittaker made hay while the sun shone in the Southeast of the USA by taking all four categories again being the only car on the grid. His 4th (2nd) Pole meant he took four straight Individual Qualifying Rounds for the first time, which he followed up with his 3rd (2nd) win. He also notched up his 4th (2nd) fastest lap and 3rd (2nd) best race laps.

The absent Jenson Woodhouse remains atop the pile in the main Junior Championship, however Luca jumps two places to second, 84 points back, with the retired JJ Hughes-Dowd dropping to third, 72 points in arrears.

Derby HO Racing Club
www.dhocr.co.uk
Home of HO Le Mans

Round 13 - JUNIORS
Nashville GC - USA
12 May 2026

TOMY TYCO BSRT dherc

2nd 1st Luca Whittaker 3rd

Jenson also continues to lead the Final Challenge, but Luca is now second thanks to his 4.0 Final points at Nashville, 3.5 points back, with the also absent Baxter Crunden, a further point back in third.

Tommy Tyco



Junior 'A' – Winner Luca plus Adult 'D' – Gordon Reynolds (12th – becoming our 6th different Wooden Spoon winner in 2026), Jim (11th) & winner Stuart.



Race Results



Who Came Where?

Who Scored What?



Adult 'C' – Stuart (10th), Chris Bowles (9th), first time winner Ryan & Steve Whittaker (8th)



DERBY HO SLOT CAR CLUB CHAMPIONSHIP RACE 764																			
Nashville - 12 May 2026 - GC - Round 13																			
MASTER POINTS TABLE (NM = NON MEMBER)																			
QUALIFYING				FINAL POSITIONS				FASTEST LAPS				BEST RACE LAPS (3 MINS)				POINTS TOTAL			
POS	JUNIOR	ADULT	LAPS	POS	ADULT	PTS	POS	ADULT	TIME	MPH	POS	ADULT	LAPS	POS	ADULT	PTS	POS	ADULT	PTS
1	R Litherland		56.7	1	R Litherland	45	1	A Smith (M)	4.95	14.256	1	R Litherland	31.4	1	R Litherland	46	1	L Pateman	3.5
2	A Smith (M)		56.2	2	L Pateman	38	2	R Litherland	5.23	13.493	2	A Smith (M)	28.8	2	L Pateman	38	2	R Goodere	2.5
3	L Blacker		53.3	3	A Smith (M)	34	3	L Pateman	5.25	13.442	3	C Bowles	28.6	2	A Smith (M)	38	2	S Gray (M)	2.5
4	L Pateman		52.1	4	L Blacker	31	4	N Sismey (M)	5.58	12.647	4	L Pateman	28.3	4	L Blacker	31	4	R Litherland	2.0
5	N Sismey (M)		51.0	5	N Sismey (M)	29	5	L Blacker	6.02	11.722	5	N Sismey (M)	28.0	5	N Sismey (M)	29	5	N Sismey (M)	1.5
6	M Graham		48.6	6	M Graham	28	6	M Graham	6.04	11.683	6	L Blacker	27.1	6	M Graham	28	5	S Whittaker (M)	1.5
7	C Bowles		47.1	7	R Goodere	27	7	C Bowles	6.08	11.607	7	S Whittaker (M)	26.4	7	R Goodere	27	5	J Dudley (M)	1.5
8	S Whittaker (M)		45.7	8	S Whittaker (M)	26	8	S Whittaker (M)	6.51	10.840	8	M Graham	24.7	8	S Whittaker (M)	26	8	A Smith (M)	1.0
9	R Goodere		40.7	9	C Bowles	25	9	R Goodere	6.85	10.302	8	R Goodere	24.7	9	C Bowles	25	8	M Graham	1.0
10	J Dudley (M)		39.1	10	S Gray (M)	24	10	S Gray (M)	7.13	9.897	10	S Gray (M)	23.1	10	S Gray (M)	24	8	C Bowles	1.0
11	G Reynolds (M)		35.9	11	J Dudley (M)	23	11	J Dudley (M)	7.41	9.523	11	J Dudley (M)	20.7	11	J Dudley (M)	23	8	G Reynolds (M)	1.0
12	S Gray (M)		31.0	12	G Reynolds (M)	22	12	G Reynolds (M)	7.57	9.322	12	G Reynolds (M)	19.1	12	G Reynolds (M)	22	12	L Blacker	0.5
QUALIFYING				FINAL POSITIONS				FASTEST LAPS				BEST RACE LAPS (3 MINS)				POINTS TOTAL			
POS	JUNIOR	ADULT	LAPS	POS	JUNIOR	PTS	POS	JUNIOR	TIME	MPH	POS	JUNIOR	LAPS	POS	JUNIOR	PTS	POS	ADULT	PTS
1	L Whittaker		32.3	1	L Whittaker	45	1	L Whittaker	6.92	10.198	1	L Whittaker	18.9	1	L Whittaker	50	1	L Whittaker	2.0



Final Points


POS	ADULT	PTS
1	L Pateman	3.5
2	R Goodere	2.5
2	S Gray (M)	2.5
4	R Litherland	2.0
5	N Sismey (M)	1.5
5	S Whittaker (M)	1.5
5	J Dudley (M)	1.5
8	A Smith (M)	1.0
8	M Graham	1.0
8	C Bowles	1.0
8	G Reynolds (M)	1.0
12	L Blacker	0.5



Adult 'B' – Ryan (PB 7th), winner Lee Pateman, Mike Graham (6th & back-to-back Early Parents winner) & Nick Sismey (5th).



CL		NAME	YELLOW		RED		QUAL		FIN		FINAL 1		FINAL 2		FINAL 3		BEST		TOTAL LAPS	
			LAPS	TIME	LAPS	TIME	LAPS	TIME	LAPS	TIME	PTS	POS	LAPS	TIME	LAPS	TIME	LAPS	TIME		
A	R Litherland	28.4	5.59	28.3	5.73	56.7	A1	2.0	A1	31.4	5.23							31.4	5.23	88.1
A	A Smith (M)	28.8	5.66	27.4	5.21	56.2	A3	1.0	A3	26.4	4.95							28.8	4.95	82.6
A	L Blacker	27.1	6.14	26.2	6.27	53.3	A4	0.5	A4	21.0	6.02							27.1	6.02	74.3
A	L Pateman	26.2	5.38	25.9	5.42	52.1	A2	3.5	A2	28.3	5.46	27.9	5.25					28.3	5.25	108.3
A	N Sismey (M)	28.0	6.02	23.0	6.28	51.0	B2	1.5	B2	27.6	5.58							28.0	5.58	78.6
A	M Graham	24.7	6.39	23.9	6.69	48.6	B3	1.0	B3	24.7	6.04							24.7	6.04	73.3
A	C Bowles	28.6		18.5	6.43	47.1	C3	1.0	C3	23.4	6.08							28.6	6.08	70.5
A	S Whittaker (M)	26.4		19.3	6.76	45.7	C2	1.5	C2	24.1	6.51							26.4	6.51	69.8
A	R Goodere	21.6	7.30	19.1	7.74	40.7	B4	2.5	B4	24.7	6.85	17.3						24.7	6.85	82.7
A	J Dudley (M)	18.7	7.79	20.4	7.46	39.1	D2	1.5	D2	20.7	7.41							20.7	7.41	59.8
A	G Reynolds (M)	19.1	7.57	16.8	8.76	35.9	D3	1.0	D3	18.0	8.27							19.1	7.57	53.9
A	S Gray (M)	12.0	7.13	19.0	8.01	31.0	C4	2.5	C4	23.1	7.14	19.7	7.35					23.1	7.13	73.8
J	L Whittaker	18.9	6.92	13.4	9.80	32.3	A1	2.0	A1	13.5	8.87							18.9	6.92	45.8
TOTAL FEET															99,515.3		TOTAL LAPS		961.5	



DERBY H:O SLOT CAR CLUB CHAMPIONSHIP RACE 764
Nashville - 12 May 2026 - GC - Round 13

QUALIFYING AND FINAL RACE RESULTS





Adult 'A' – Lee (2nd), Lewis Blacker (4th), winner Reuben & Angus Smith (3rd).



Everyone's
Best Results
At This Circuit



What are my Best Scores?
Who Have I Beaten?

Nashville Best Off Chart 3 - GC

Qualifying					Fastest Laps					Race Laps				
Pos	Adult	Laps	MPH	Date	Pos	Adult	Time	MPH	Date	Pos	Adult	Laps	MPH	Date
1	A Smith (M)	59.9	11.742	14-Nov-23	1	A Smith (M)	4.85	14.550	14-Nov-23	1	R Litherland	31.4	12.310	12-May-26
2	L Pateman	56.5	11.467	22-Feb-22	2	L Pateman	5.11	13.810	22-Feb-22	2	A Smith (M)	31.3	12.271	13-May-25
3	R Litherland	56.7	11.114	12-May-26	3	R Litherland	5.23	13.493	12-May-26	3	L Pateman	31.2	12.232	22-Feb-22
4	C Bowles	53.3	10.448	14-Nov-23	4	S Goodlip (M)	5.52	12.784	14-Nov-23	4	S Goodlip (M)	29.0	11.369	14-Nov-23
4	L Blacker	53.3	10.448	12-May-26	5	N Sismey (M)	5.58	12.647	12-May-26	5	C Bowles	28.6	11.213	12-May-26
6	S Goodlip (M)	51.9	10.174	14-Nov-23	6	D Garbett (M)	5.60	12.601	22-Feb-22	6	N Sismey (M)	28.0	10.977	12-May-26
7	N Sismey (M)	51.8	10.154	22-Feb-22	7	A Turnbull	5.75	12.273	23-May-23	7	D Garbett (M)	27.9	10.938	22-Feb-22
8	D Garbett (M)	51.3	10.056	22-Feb-22	8	C Bowles	5.88	12.001	22-Feb-22	8	P Rees (M)	27.5	10.781	14-Nov-23
9	G Peach (M)	50.8	9.958	14-Nov-23	9	L Smith	5.92	11.920	13-May-25	8	A Turnbull	27.5	10.781	22-Feb-22
10	A Turnbull	49.6	9.723	22-Feb-22	10	P Rees (M)	5.95	11.860	14-Nov-23	10	L Blacker	27.1	10.624	12-May-26
11	P Rees (M)	48.8	9.566	22-Feb-22	11	L Blacker	5.96	11.840	13-May-25	11	G Peach (M)	26.4	10.350	14-Nov-23
12	M Graham	48.6	9.527	12-May-26	12	C Cooper	5.97	11.820	22-Feb-22	11	S Whittaker	26.4	10.350	12-May-26
13	D Edwards	47.5	9.311	22-Feb-22	13	G Peach (M)	5.99	11.781	14-Nov-23	13	L Smith	26.3	10.311	13-May-25
14	D Turnbull	46.3	9.076	14-Nov-23	14	M Graham	6.04	11.683	12-May-26	14	M Graham	24.7	9.684	12-May-26
15	S Whittaker	45.7	8.958	12-May-26	15	JJ Hughes-Dowd	6.23	11.327	14-Nov-23	14	R Goodere	24.7	9.684	12-May-26
16	JJ Hughes-Dowd	44.5	8.723	14-Nov-23	16	D Edwards	6.32	11.166	22-Feb-22	16	D Turnbull	24.6	9.644	13-May-25
17	D Hughes-Dowd	44.2	8.664	14-Nov-23	17	S Whittaker	6.34	11.131	13-May-25	17	D Edwards	24.0	9.409	22-Feb-22
18	S Smith	43.6	8.547	14-Nov-23	18	S Gray (M)	6.51	10.840	14-Nov-23	18	A Woodhouse	23.8	9.331	13-May-25
19	S Gray (M)	43.0	8.429	14-Nov-23	19	D Hughes-Dowd	6.59	10.708	14-Nov-23	19	H Smith	23.1	9.056	14-Nov-23
19	A Woodhouse	43.0	8.429	14-Nov-23	20	D Latham	6.65	10.612	14-Nov-23	19	S Gray (M)	23.1	9.056	12-May-26
21	D Latham	41.5	8.135	14-Nov-23	21	D Turnbull	6.72	10.501	14-Nov-23	21	D Hughes-Dowd	23.0	9.017	14-Nov-23
22	R Goodere	40.7	7.978	12-May-26	22	H Smith	6.80	10.378	14-Nov-23	22	JJ Hughes-Dowd	22.8	8.939	14-Nov-23
23	J Dudley (M)	39.1	7.664	12-May-26	23	M Dutton	6.84	10.317	13-May-25	23	J Crunden	22.6	8.860	13-May-25
24	G Reynolds (M)	35.9	7.037	12-May-26	24	R Goodere	6.85	10.302	12-May-26	24	D Latham	22.0	8.625	14-Nov-23
25	H Smith	35.4	6.939	14-Nov-23	25	A Woodhouse	6.86	10.287	13-May-25	25	S Smith	21.8	8.547	14-Nov-23
26	C Cooper	34.9	6.841	22-Feb-22	26	J Crunden	6.90	10.227	13-May-25	26	M Dutton	21.5	8.429	13-May-25
27	A Thompson	34.0	6.665	22-Feb-22	27	A Stevenson	7.13	9.897	23-May-23	27	A Stevenson	21.0	8.233	23-May-23
28	A Stevenson	N/A	N/A	N/A	27	N Jarram	7.13	9.897	13-May-25	28	N Jarram	20.8	8.155	13-May-25
28	C Blake	N/A	N/A	N/A	29	A Thompson	7.15	9.870	22-Feb-22	29	J Dudley (M)	20.7	8.115	12-May-26
28	J Crunden	N/A	N/A	N/A	30	S Smith	7.18	9.828	14-Nov-23	30	C Blake	19.8	7.763	13-May-25
28	J Wardle	N/A	N/A	N/A	31	J Dudley (M)	7.41	9.523	12-May-26	31	A Thompson	19.7	7.723	23-May-23
28	L Smith	N/A	N/A	N/A	32	J Wardle	7.44	9.485	13-May-25	32	C Cooper	19.4	7.606	22-Feb-22
28	M Dutton	N/A	N/A	N/A	33	G Reynolds (M)	7.57	9.322	12-May-26	33	G Reynolds (M)	19.1	7.488	12-May-26
28	N Jarram	N/A	N/A	N/A	34	C Blake	7.59	9.298	13-May-25	34	J Wardle	17.4	6.822	13-May-25
Pos	Junior	Laps	MPH	Date	Pos	Junior	Time	MPH	Date	Pos	Junior	Laps	MPH	Date
1	JJ Hughes-Dowd	44.5	8.723	14-Nov-23	1	JJ Hughes-Dowd	6.07	11.626	13-May-25	1	JJ Hughes-Dowd	25.8	10.115	13-May-25
2	L Bowles	43.3	8.488	22-Feb-22	2	L Bowles	6.46	10.924	14-Nov-23	2	L Bowles	23.2	9.095	22-Feb-22
3	J Woodhouse	39.3	7.704	14-Nov-23	3	JT Hughes-Dowd	6.59	10.708	13-May-25	3	B Crunden	22.5	8.821	13-May-25
4	H Smith	35.4	6.939	14-Nov-23	4	H Smith	6.67	10.580	14-Nov-23	4	JT Hughes-Dowd	22.3	8.743	13-May-25
5	L Whittaker	32.3	6.332	12-May-26	5	B Crunden	6.77	10.424	13-May-25	5	J Woodhouse	21.0	8.233	13-May-25
6	J Thompson	31.2	6.116	22-Feb-22	6	J Woodhouse	6.91	10.212	14-Nov-23	6	Z Brazzel	20.0	7.841	13-May-25
7	B Crunden	N/A	N/A	N/A	7	L Whittaker	6.92	10.198	12-May-26	7	H Smith	19.1	7.488	14-Nov-23
7	E Woodhouse	N/A	N/A	N/A	8	Z Brazzel	7.05	10.010	13-May-25	8	L Whittaker	18.9	7.410	13-May-25
7	J Graham	N/A	N/A	N/A	9	J Thompson	7.70	9.165	23-May-23	9	J Thompson	18.8	7.370	23-May-23
7	JT Hughes-Dowd	N/A	N/A	N/A	10	J Graham	7.99	8.832	13-May-25	10	J Graham	18.5	7.253	13-May-25
7	T Stevenson	N/A	N/A	N/A	11	T Stevenson	9.50	7.428	23-May-23	11	T Stevenson	14.6	5.724	23-May-23
7	Z Brazzel	N/A	N/A	N/A	12	E Woodhouse	11.33	6.228	23-May-23	12	E Woodhouse	12.7	4.979	23-May-23

Championship Tables



Those All Important
Points!

Championship Leaders 12May26 After Round 13



Adult

Championship

Reuben Litherland

Final Challenge

Lewis Blacker

King of Speed

TBA

Top Adult Points at dhorcingham oval

Junior

Championship

Jenson Woodhouse

Final Challenge

Jenson Woodhouse

King of Speed

TBA

Top Junior Points at dhorcingham oval

Other

Masters (56+)

Nick Sismey

Early Parents

Andrew Woodhouse

Alan Bullock

TBA

Winner of last Adult Club Night in August

Bob Chadwick

TBA

Winner of last Adult Club Night in October

Key: Orange = New Leader, Green = Champion

DHORC Championship 2026 after Round 13																		
Pos	Competitor Name (Adults)	Wins	MIA F1	INT F1	INT GC	CAD F1	CAD GC	MON F1	MON GC	LB F1	LB GC	ZN F1	ZN GC	NAS F1	NAS GC	Total	Best (75%)	Diff
			06-Jan	27-Jan	27-Jan	17-Feb	17-Feb	10-Mar	10-Mar	31-Mar	31-Mar	29-Apr	29-Apr	12-May	12-May			
1	R Litherland	7	27	29	45	29	46	47	46	50	45	38	38	39	46	525	525	
2	L Pateman	1	39	38	29	48	38	27	30	38	36	28	29	30	38	448	448	77
3	A Smith (M)	1	33	DNS	DNS	29	38	34	38	34	41	38	50	33	38	406	406	42
4	N Sismey (M)		28	31	28	38	27	26	34	29	28	27	31	26	29	382	382	24
5	L Blacker		29	27	31	26	28	27	27	27	31	31	28	34	31	377	377	5
6	C Bowles	2	35	36	36	DNS	DNS	31	33	DNS	DNS	46	34	45	25	321	321	56
7	S Gray (M)		26	26	23	28	24	25	25	26	25	DNS	DNS	27	24	279	279	42
8	J Dudley (M)		20	24	26	25	26	DNS	DNS	23	21	22	25	24	23	259	259	20
9	G Reynolds (M)		23	DNS	DNS	24	25	24	23	22	22	23	22	23	22	253	253	6
10	D Latham		24	28	27	DNS	DNS	29	26	28	27	26	27	DNS	DNS	242	242	11
11	A Woodhouse		16	20	21	22	22	21	20	20	19	21	21	DNS	DNS	223	223	19
12	L Smith		DNS	DNS	DNS	36	29	41	29	31	29	DNS	DNS	DNS	DNS	195	195	28
13	J Cruden		17	22	19	21	21	22	22	19	20	DNS	DNS	DNS	DNS	183	183	12
14	C Blake		22	23	25	DNS	DNS	23	24	DNS	DNS	25	26	DNS	DNS	168	168	15
15	S Whittaker (M)		18	21	22	23	23	DNS	DNS	DNS	DNS	DNS	25	26	158	158	10	
16	R Goodera		DNS	DNS	DNS	DNS	DNS	DNS	DNS	21	23	24	23	22	27	140	140	18
17	S Goodlip (M)	2	46	48	41	DNS	DNS	DNS	DNS	DNS	DNS	DNS	DNS	DNS	DNS	135	135	5
18	D Hughes-Dowd		15	19	18	20	20	20	21	DNS	DNS	DNS	DNS	DNS	DNS	133	133	2
18	M Graham		DNS	18	20	DNS	DNS	19	19	DNS	DNS	DNS	DNS	29	28	133	133	49
20	M Gretton (M)		19	25	24	DNS	DNS	DNS	DNS	24	24	DNS	DNS	DNS	DNS	116	116	17
21	M Blood		25	DNS	DNS	DNS	DNS	DNS	DNS	25	26	DNS	DNS	DNS	DNS	76	76	40
22	JJ Hughes-Dowd		DNS	DNS	DNS	31	31	DNS	DNS	DNS	DNS	DNS	DNS	DNS	DNS	62	62	14
23	N Jarram		DNS	DNS	DNS	DNS	DNS	DNS	DNS	DNS	DNS	29	24	DNS	DNS	53	53	9
24	B Johnson (M)		21	DNS	DNS	DNS	DNS	DNS	DNS	DNS	DNS	DNS	DNS	DNS	DNS	21	21	32
Pos	(Juniors)	Wins	752	753	754	755	756	757	758	759	760	761	762	763	764	Total	75%	Diff
1	J Woodhouse	5	39	40	38	38	38	45	45	50	42	50	50	DNS	DNS	475	475	
2	L Whittaker	2	34	31	31	31	31	34	34	28	34	34	DNS	DNS	50	391	391	84
3	JJ Hughes-Dowd	5	49	48	50	50	50	36	36	DNS	DNS	DNS	DNS	DNS	DNS	319	319	72
4	C Youart		28	27	29	29	29	27	27	29	29	31	31	DNS	DNS	316	316	3
5	E Woodhouse		29	28	27	34	31	DNS	DNS	31	31	34	34	DNS	DNS	279	279	37
6	B Cruden	1	31	29	28	DNS	DNS	28	34	38	46	DNS	DNS	DNS	DNS	234	234	45
7	M Blake		DNS	26	26	DNS	DNS	29	38	DNS	DNS	38	38	DNS	DNS	195	195	39
8	J Graham		DNS	34	34	DNS	DNS	38	29	DNS	DNS	DNS	DNS	DNS	DNS	135	135	60
Pos	(Masters)	Wins	752	753	754	755	756	757	758	759	760	761	762	763	764	Total	75%	Diff
1	N Sismey (M)	4	3.0	2.5	1.0	1.5	0.5	1.5	3.0	1.5	1.0	0.5	0.5	3.5	1.5	21.5	21.5	
2	S Gray (M)	3	1.5	1.5	1.5	3.0	0.5	1.0	1.0	1.5	1.0	DNS	DNS	0.5	2.5	15.5	15.5	6.0
3	A Smith (M)	2	0.5	DNS	DNS	1.5	1.0	3.0	1.5	1.0	1.5	1.0	2.0	0.5	1.0	14.5	14.5	1.0
4	J Dudley (M)	2	1.5	0.5	3.5	1.0	1.5	DNS	DNS	1.5	0.5	1.0	1.0	0.5	1.5	14.0	14.0	0.5
4	G Reynolds (M)	1	1.5	DNS	DNS	0.5	1.0	2.5	1.5	1.0	1.0	1.5	1.0	1.5	1.0	14.0	14.0	
6	S Whittaker (M)	1	2.0	1.5	2.0	2.0	2.0	DNS	DNS	DNS	DNS	DNS	DNS	1.0	1.5	12.0	12.0	2.0
7	M Gretton (M)	2	1.0	3.0	0.5	DNS	DNS	DNS	DNS	0.5	2.5	DNS	DNS	DNS	DNS	7.5	7.5	4.5
8	S Goodlip (M)		2.0	2.0	1.5	DNS	DNS	DNS	DNS	DNS	DNS	DNS	DNS	DNS	DNS	5.5	5.5	2.0
9	B Johnson (M)		0.5	DNS	DNS	DNS	DNS	DNS	DNS	DNS	DNS	DNS	DNS	DNS	DNS	0.5	0.5	5.0
Pos	(Early Parents)	Wins	752	753	754	755	756	757	758	759	760	761	762	763	764	Total	75%	Diff
1	A Woodhouse	3	16	20	21	22	22	21	20	20	19	21	21	DNS	DNS	223	223	
2	J Cruden	4	17	22	19	21	21	22	22	19	20	DNS	DNS	DNS	DNS	183	183	40
3	S Whittaker (M)	4	18	21	22	23	23	DNS	DNS	DNS	DNS	DNS	DNS	25	26	158	158	25
4	D Hughes-Dowd		15	19	18	20	20	20	21	DNS	DNS	DNS	DNS	DNS	DNS	133	133	25
4	M Graham	2	DNS	18	20	DNS	DNS	19	19	DNS	DNS	DNS	DNS	29	28	133	133	

DHORC Final Challenge 2026 Round 13																	
Pos	Competitor Name (Adult)	Final Wins	MIA F1	INT F1	INT GC	CAD F1	CAD GC	MON F1	MON GC	LB F1	LB GC	ZN F1	ZN GC	NAS F1	NAS GC	Results	
			1	2	3	4	5	6	7	8	9	10	11	12	13	(37)	Turn Up
			06-Jan	27-Jan	27-Jan	17-Feb	17-Feb	10-Mar	10-Mar	31-Mar	31-Mar	29-Apr	29-Apr	12-May	12-May	Points	Rate
1	L Blacker	7	1.5	0.5	2.5	1.5	1.0	3.0	2.5	0.5	2.5	2.5	1.0	5.0	0.5	24.5	100.00%
2	R Litherland	8	0.5	1.5	2.0	0.5	2.0	2.0	2.0	2.0	2.0	1.5	3.5	1.5	2.0	23.0	100.00%
2	L Pateman	4	1.5	1.5	1.5	2.0	1.5	0.5	1.0	1.5	1.0	5.0	1.5	1.0	3.5	23.0	100.00%
4	D Latham	7	4.5	3.0	2.5	DNS	DNS	1.5	1.5	1.0	2.5	1.5	4.5	DNS	DNS	22.5	69.23%
5	N Sismey (M)	4	3.0	2.5	1.0	1.5	0.5	1.5	3.0	1.5	1.0	0.5	0.5	3.5	1.5	21.5	100.00%
6	S Gray (M)	2	1.5	1.5	1.5	3.0	0.5	1.0	1.0	1.5	1.0	DNS	DNS	0.5	2.5	15.5	84.62%
7	A Smith (M)	2	0.5	DNS	DNS	1.5	1.0	3.0	1.5	1.0	1.5	1.0	2.0	0.5	1.0	14.5	84.62%
8	J Dudley (M)	1	1.5	0.5	3.5	1.0	1.5	DNS	DNS	1.5	0.5	1.0	1.0	0.5	1.5	14.0	84.62%
8	G Reynolds (M)	1	1.5	DNS	DNS	0.5	1.0	2.5	1.5	1.0	1.0	1.5	1.0	1.5	1.0	14.0	84.62%
10	J Crunden	4	1.5	2.0	0.5	1.0	1.0	2.0	2.0	1.5	2.0	DNS	DNS	DNS	DNS	13.5	69.23%
10	L Smith	3	DNS	DNS	DNS	1.0	3.5	1.5	1.5	4.5	1.5	DNS	DNS	DNS	DNS	13.5	60.00%
12	A Woodhouse	1	1.0	1.0	1.5	1.5	1.5	1.5	1.0	2.0	1.5	0.0	0.0	DNS	DNS	12.5	84.62%
13	S Whittaker (M)	4	2.0	1.5	2.0	2.0	2.0	DNS	DNS	DNS	DNS	DNS	DNS	1.0	1.5	12.0	53.85%
13	C Bowles	3	3.0	1.0	1.0	DNS	DNS	0.5	0.5	DNS	DNS	2.0	1.0	2.0	1.0	12.0	69.23%
15	C Blake	1	1.0	1.5	1.0	DNS	DNS	1.5	2.5	DNS	DNS	1.0	1.5	DNS	DNS	10.0	53.85%
16	D Hughes-Dowd	1	0.5	2.5	1.5	0.5	0.5	1.0	1.5	DNS	DNS	DNS	DNS	DNS	DNS	8.0	53.85%
16	M Graham	1	DNS	1.5	3.0	DNS	DNS	0.5	0.5	DNS	DNS	DNS	DNS	1.5	1.0	8.0	50.00%
18	M Gretton (M)	2	1.0	3.0	0.5	DNS	DNS	DNS	DNS	0.5	2.5	DNS	DNS	DNS	DNS	7.5	38.46%
18	R Goodere	1	DNS	DNS	DNS	DNS	DNS	DNS	DNS	0.5	1.5	0.5	1.5	1.0	2.5	7.5	100.00%
20	S Goodlip (M)	2	2.0	2.0	1.5	DNS	DNS	DNS	DNS	DNS	DNS	DNS	DNS	DNS	DNS	5.5	23.08%
20	M Blood	1	1.0	DNS	DNS	DNS	DNS	DNS	DNS	3.0	1.5	DNS	DNS	DNS	DNS	5.5	23.08%
22	JJ Hughes-Dowd	2	DNS	DNS	DNS	2.5	2.5	DNS	DNS	DNS	DNS	DNS	DNS	DNS	DNS	5.0	20.00%
23	N Jarram		DNS	DNS	DNS	DNS	DNS	DNS	DNS	DNS	DNS	1.5	0.5	DNS	DNS	2.0	50.00%
24	B Johnson (M)		0.5	DNS	DNS	DNS	DNS	DNS	DNS	DNS	DNS	DNS	DNS	DNS	DNS	0.5	9.09%
Pos	(Junior)	Wins	752	753	754	755	756	757	758	759	760	761	762	763	764	Points	Rate
1	J Woodhouse	5	1.5	1.5	1.5	1.5	1.5	2.0	2.0	2.0	1.5	2.0	2.0	DNS	DNS	19.0	84.62%
2	L Whittaker	4	1.0	2.5	0.5	0.5	1.0	3.0	1.0	1.0	1.0	DNS	DNS	2.0	2.0	15.5	84.62%
3	B Crunden	4	2.5	1.5	1.0	DNS	DNS	1.0	3.0	3.5	2.0	DNS	DNS	DNS	DNS	14.5	53.85%
4	E Woodhouse	3	1.5	1.0	0.5	3.0	2.5	DNS	DNS	0.5	2.5	1.0	1.0	DNS	DNS	13.5	69.23%
5	JJ Hughes-Dowd	5	2.0	2.0	2.0	2.0	2.0	0.5	0.5	DNS	DNS	DNS	DNS	DNS	DNS	11.0	53.85%
5	C Youart		1.0	0.5	1.5	1.5	1.5	0.5	0.5	1.5	1.5	0.5	0.5	DNS	DNS	11.0	84.62%
7	J Graham	1	DNS	1.0	3.0	DNS	DNS	1.5	1.5	DNS	DNS	DNS	DNS	DNS	DNS	7.0	33.33%
8	M Blake		DNS	0.0	0.0	DNS	DNS	1.5	1.5	DNS	DNS	1.5	1.5	DNS	DNS	6.0	50.00%
Turn Up Rates			100%	86%	85.71%	63.33%	63.33%	73.33%	73.33%	64.52%	64.52%	53.13%	53.13%	40.63%	40.63%	AVE	65.22%

Members' Statistics

ADULT STATISTICS 1992-2026 - AFTER DHORC 764

Sheet 1 of 5 (Note: Highlighted Names are Current 2026 Members, CS = Best Consecutive Results)

MEETINGS (Junior & Adult) ATTENDED		RACES (Junior & Adult) COMPLETED		DRIVER RANKING		FINALS WON			
Pos	ADULT (1st Race)	No	Pos ADULT	No	Pos ADULT	SCORE	Pos ADULT	No	CS
1	N SISMEY (07Jul92)	711	1 P REES	3,964	1 * A SMITH	2.525	1 L PATEMAN	297	(5)
2	P REES (07Jul92)	710	2 N SISMEY	3,780	2 * S GOODLIP	2.575	2 P REES	255	(3)
3	L PATEMAN (01Sep92)	654	3 L PATEMAN	3,554	3 * J SISMEY	2.750	3 S GOODLIP	206	(4)
4	G PEACH (07Jan97)	457	4 G PEACH	2,548	4 * W LANDER	2.838	4 N SISMEY	188	(2)
5	S GOODLIP (01Jun93)	435	5 S GOODLIP	2,226	5 * R LITHERLAND	3.050	5 M CHADWICK	117	(3)
6	P BARBER	363	6 P BARBER	2,102	6 * M CHADWICK	3.813	6 A SMITH	115	(5)
7	A McPEAKE	299	7 A BULLOCK	1,802	7 * C BOWLES	4.136	7 L SMITH	109	(3)
8	A BULLOCK	292	8 A McPEAKE	1,658	8 * L PATEMAN	4.138	8 J SISMEY	103	(4)
9	M CHADWICK	287	9 R MASTERS	1,598	9 * J TAGUE	4.538	9 G PEACH	102	(2)
10	R MASTERS	280	10 M CHADWICK	1,537	10 * T MEASHAM	5.113	10 D McPEAKE	77	(2)
11	N LAMBERT	269	11 C ROYTHORNE	1,513	11 * J NEALE	5.200	11 L BLACKER	75	(3)
12	D TURNBULL (07Nov13)	256	12 N LAMBERT	1,479	12 * N SISMEY	5.500	12 A McPEAKE	66	(2)
12	L SMITH (29May07) (30)	256	13 L SMITH (1,806)	1,454	13 * A TURNBULL	5.775	12 A BULLOCK	66	(2)
14	A SMITH (07Jul92)	254	14 D McPEAKE	1,366	14 * K LYE	6.063	14 J TAGUE	64	(2)
15	C ROYTHORNE	249	15 R SEAMAN	1,313	15 * L SMITH	6.200	15 N LAMBERT	61	(2)
16	D McPEAKE	245	16 J SISMEY (1,957)	1,303	16 * C ROYTHORNE	6.350	15 M ALLSOPP	61	(3)
17	R SEAMAN	235	17 D TURNBULL	1,275	17 * G PEACH	6.438	17 R SEAMAN	60	(2)
18	J SISMEY (331)	211	18 M ALLSOPP	1,265	18 * D GARBETT	6.450	18 W LANDER	56	(2)
19	M ALLSOPP	203	19 A SMITH	1,128	19 * L BLACKER	6.463	19 C ROYTHORNE	55	(2)
20	J LAMB	179	20 J LAMB	1,048	20 * A McPEAKE	6.488	20 R MASTERS	54	(2)
21	C BOWLES (28Mar95) (251)	175	21 S ANAND	976	21 * R SEAMAN	6.550	20 C BOWLES	54	(3)
22	S GRAY (10Apr18)	173	22 P LEVERS	957	22 * P REES	6.650	22 S ANAND	53	(3)
23	P LEVERS	166	23 J LYMER	948	23 * R BLAKE	7.125	23 J LAMB	49	(3)
24	J TAGUE	165	24 J TAGUE	858	24 * T CHADWICK	7.250	24 P LEVERS	48	(2)
25	L BLACKER (30Apr19)	158	25 K ALCOCK	848	24 * S ANAND	7.250	25 R LITHERLAND	46	(3)
26	S ANAND	154	26 D EDWARDS	801	26 * A BULLOCK	7.438	26 A HOLLIDAY	43	(3)
27	J LYMER	146	27 C BOWLES (1,170)	768	27 * M ALLSOPP	7.488	27 I BRENTNALL	41	(3)
28	D EDWARDS	139	28 G WESTON	682	28 * R CROSSLAND	8.175	27 P BARBER	41	(2)
29	K ALCOCK	131	28 S GRAY	682	29 * JJ HUGHES-DOWD	8.538	29 J LYMER	41	(2)
30	B JOHNSON (29Mar94)	128	30 A HOLLIDAY	679	30 * D McPEAKE	8.563	30 D TURNBULL	37	(3)
31	A HOLLIDAY	123	31 W LANDER	661	31 * D BRENTNALL	8.638	30 JJ HUGHES-DOWD	37	(4)
32	R LITHERLAND (21May13) (268)	117	32 L EDWARDS	654	32 * K PAYNE	8.850	32 B JOHNSON	34	(3)
33	L EDWARDS	116	33 J HOLMES	639	33 * J ROYTHORNE	8.938	33 G WESTON	33	(2)
34	S SMITH	115	34 L BLACKER	635	34 * J LEVERS	9.063	34 K ALCOCK	30	(3)
34	R LAWSON (03Mar15)	115	35 B JOHNSON	603	35 * D TURNBULL	9.088	34 A TURNBULL	30	(2)
36	G WESTON	113	36 S SMITH	581	36 * A DAVIES	9.138	36 D EDWARDS	29	(2)
37	C HENRY	109	37 R LAWSON	577	37 * P LEVERS	9.188	36 D GARBETT	29	(2)
37	D GARBETT	109	38 C HENRY	552	38 * J LYMER	9.288	38 R BLAKE	26	(2)
39	W LANDER	104	39 D GARBETT	523	39 * D LATHAM	9.388	39 D BRENTNALL	25	(5)
40	D HUGHES-DOWD (18Oct22)	99	40 I BRENTNALL	511	40 * S WHITTACKER	9.550	39 M ROGERS	25	(3)
41	J HOLMES	98	41 R CROSSLAND	456	41 * S PANK	9.775	39 J HOLMES	25	
42	A WOODHOUSE (08Aug22)	95	42 T DINGLEY	455	42 * D PASSELL	9.850	42 J NEALE	24	(2)
43	I BRENTNALL	94	43 J ROYTHORNE	432	43 * J LAMB	10.063	43 D HUGHES-DOWD	23	(2)
44	A TURNBULL (07Nov13) (240)	88	44 R LITHERLAND (1,331)	414	44 * T DINGLEY	10.125	44 J LEVERS	22	(3)
45	T DINGLEY	87	45 A TURNBULL (1,294)	389	45 * I BRENTNALL	10.325	44 R CROSSLAND	22	(2)
46	R CROSSLAND	81	46 R BLAKE	383	46 * M KNIGHTON	10.363	46 S MINNIS	21	(3)
47	D LATHAM (21Feb23)	77	47 A STAMPER	366	47 * G WESTON	10.375	46 S PANK	21	(2)
48	A STAMPER	76	48 S PANK	364	48 * D EDWARDS	10.438	46 T DINGLEY	21	
49	S PANK	69	49 J LITHERLAND	362	49 * M ROGERS	10.463	49 J ROYTHORNE	20	(2)
49	J ROYTHORNE	69	50 S MINNIS	356	50 * B JOHNSON	10.538	49 S GRAY	20	

(Driver Ranking = Average Position in Qualifying, Final Position, Fastest Lap & Race Laps Over Last 20 club nights)

ADULT STATISTICS 1992-2026 - AFTER DHORC 764

Sheet 2 of 5 (Note: Highlighted Names are Current 2026 Members, CS = Best Consecutive Results)

MEETINGS (Junior & Adult)			RACES (Junior & Adult)			DRIVER RANKING			FINALS			
ATTENDED			COMPLETED			ADULT			WON			
Pos	ADULT (1st Race)	No	Pos	ADULT	No	Pos	ADULT	SCORE	Pos	ADULT	No	CS
51	JJ HUGHES-DOWD (172)	68	51	D HUGHES-DOWD	332	51	* J CRUNDEN	10.663	51	C HENRY	19	
52	S MINNIS	67	52	J LEVERS	322	52	* S GRAY	10.988	51	D LATHAM	19	(2)
53	R BLAKE	62	53	A FEARN (380)	319	53	* A WOODHOUSE	11.038	53	A FEARN	18	(2)
53	J LITHERLAND	62	54	J NEALE	318	54	* S MINNIS	11.400	54	S LANDER	14	(2)
53	A STEVENSON (18Oct22)	62	55	M ROGERS	308	55	* JT HUGHES-DOWD	11.500	55	T CHADWICK	13	(2)
56	J NEALE	60	56	A WOODHOUSE	299	56	* D HUGHES-DOWD	11.584	55	A WOODHOUSE	13	
57	M ROGERS	57	57	M MARTINEZ	289	57	* J HOLMES	12.350	57	J HITCHCOCK	12	(2)
57	M GRAHAM (20Feb24)	57	58	D LATHAM	284	58	* A HOLLIDAY	12.463	57	P FOXLEY	12	(2)
59	J LEVERS	53	59	K LYE	263	59	* K ALCOCK	12.613	57	R LAWSON	12	
60	G SCHULE	52	60	G SCHULE	258	60	* A FEARN	12.625	60	T MEASHAM	11	
60	M DUTSON (15Mar22)	52	61	C BULLOCK (639)	248	61	* M STURGESS	12.675	60	S SMITH	11	
62	A FEARN	49	62	D BRETNALL	225	62	* N LAMBERT	12.950	60	H SMITH	11	
62	M MARTINEZ	49	62	T CHADWICK (999)	225	63	* P FOXLEY	12.963	60	J LAWSON	11	(3)
64	D OLIVER	45	64	D OLIVER	216	64	* H SMITH	13.138	60	JT HUGHES-DOWD	11	(2)
65	D WALKER	42	65	D WALKER	212	65	* G SCHULE	13.238	60	J CRUNDEN	11	
65	K LYE	42	66	A DAVIES	211	66	* J TETLEY	13.313	66	D WALKER	10	
67	D BRETNALL	41	67	T MEASHAM (758)	208	67	* J DUDLEY	13.400	66	D PASSELL	10	(2)
68	A THOMPSON	39	68	M KNIGHTON	206	68	* J LAWSON	13.488	66	L EDWARDS	10	
69	G REYNOLDS (18Feb25)	38	69	A STEVENSON	204	69	* M GRAHAM	13.650	66	G REYNOLDS	10	
70	M KNIGHTON	36	70	J CHELL	202	70	* C HENRY	13.763	70	S DUNN	9	(2)
70	T CHADWICK (183)	36	71	D PASSELL	191	71	* D GREEN	13.850	70	K LYE	9	
70	C BULLOCK (102)	36	72	S DUNN	183	72	* M DUTSON	13.900	72	G LAMBERT	8	(4)
70	J DUDLEY (11Mar25)	36	73	M GRAHAM	181	73	* R LAWSON	13.950	72	J LITHERLAND	8	
74	S DUNN	35	74	A THOMPSON	179	73	* S SMITH	13.950	72	C COOPER	8	
75	D PASSELL	34	75	P FOXLEY	172	75	* J LITHERLAND	14.125	72	S WHITTAKER	8	
75	A DAVIES	34	76	G LAMBERT	168	76	* C BLAKE	14.223	76	R CHADWICK	7	(2)
75	C BLAKE (07Jan25)	34	77	M STURGESS	163	77	* A STAMPER	14.300	76	A DAVIES	7	
78	T MEASHAM (126)	33	78	S SUMNER	157	78	* R MASTERS	14.325	76	M GRAHAM	7	(2)
78	S WHITTAKER (26Nov24)	33	79	B BRUCE	148	79	* M HOLLAND	14.375	79	M JUBB	6	
80	G LAMBERT	32	79	M DUTSON	148	79	* G REYNOLDS	14.375	79	A STAMPER	6	
80	P FOXLEY	32	81	R CHADWICK	146	81	* N CHATTLE	14.488	79	C BULLOCK	6	
82	JT HUGHES-DOWD (81)	31	82	J TETLEY	143	82	* B BRUCE	14.563	79	K PAYNE	6	
82	J CRUNDEN (11Mar25)	31	83	K PAYNE	140	83	* A STEVENSON	14.588	79	J TETLEY	6	(2)
84	J CHELL	30	84	R HITCHCOCK	138	84	* L EDWARDS	14.800	79	T BALDOCK	6	
85	M STURGESS	29	85	G REYNOLDS	131	85	* C BULLOCK	15.138	85	C SCHOFIELD	5	(2)
86	R HITCHCOCK	27	86	M HOLLAND	129	86	* D OLIVER	15.688	85	AJ McPEAKE	5	(2)
86	R CHADWICK	27	87	J HITCHCOCK	127	87	* S DUNN	15.963	85	I HOLLAND	5	
86	S SUMNER	26	88	C SCHOFIELD	124	88	* J WARDLE	15.988	85	M TANSLEY	5	
89	B BRUCE	25	89	I HOLLAND	120	89	* A THOMPSON	16.063	85	D OLIVER	5	
90	C STANNARD	24	89	D GREEN	120	90	* G LAMBERT	16.175	85	D GREEN	5	
90	H SMITH (137)	24	91	N CHATTLE	119	91	* S SUMNER	16.425	85	J CHELL	5	
90	J LAWSON (18Aug15) (108)	24	91	J DUDLEY	119	92	* M MARTINEZ	16.763	85	R JAMES	5	
93	I HOLLAND	23	93	S LANDER	118	93	* J CHELL	17.138	85	N JARRAM	5	
93	J HITCHCOCK	23	93	C STANNARD	118	94	* C STANNARD	17.325	85	M BLOOD	5	
93	C SCHOFIELD	23	95	C BLAKE	114	95	* R HITCHCOCK	18.063	95	S REVITT	4	(2)
93	D GREEN	23	96	S WHITTAKER	113	96	* C SCHOFIELD	18.113	95	R HITCHCOCK	4	
93	M HOLLAND	23	97	T HAGUES	111	97	* D WALKER	18.163	95	M KNIGHTON	4	
93	K PAYNE	23	98	R JAMES	105	98	* P BARBER	18.938	95	M STURGESS	4	
99	J TETLEY	21	99	JJ HUGHES-DOWD (443)	102	99	* J HITCHCOCK	21.388	95	C BLAKE	4	
100	N CHATTLE	20	100	C CARRINGTON	100	100	* R CHADWICK	22.013	100	S PATCHING	3	

ADULT STATISTICS 1992-2026 - AFTER DHORC 764

Sheet 4 of 5 (Note: Highlighted Names are Current 2026 Members, CS = Best Consecutive Results)

MEETINGS (Junior & Adult)		RACES (Junior & Adult)		DRIVER		FINALS			
ATTENDED		COMPLETED		RANKING		WON			
Pos	ADULT (1st Race)	No	Pos	ADULT	No	Pos	ADULT	No	CS
143	A LEE	6	151	St BOWMAN	29	N/A	P COCKBILL	16.156	
143	Z MIDDLETON	6	151	C BLURTON	29	N/A	D LLOYD	16.157	
143	S KERR	6	153	R SPENCER	28	N/A	S PATCHING	16.179	
143	J MILLS (11Mar25)	6	154	C ATKINSON	27	N/A	Z MIDDLETON	16.250	
143	L HOBSON (21Oct25)	6	155	K JEFFRIES	26	N/A	J McDONALD	16.375	
143	M GRETTON (16Dec25)	6	156	L COPLEY	25	N/A	D KENNING	16.469	
143	R GOODERE	6	156	D LLOYD	25	N/A	L HAYMES	16.500	
158	R SPENCER	5	158	M GRETTON	24	N/A	M BLAKE	16.607	
158	J MELLOR (87)	5	159	S SIDDONS	23	N/A	M WATTS	16.625	
158	C BLURTON	5	159	J MILLS	23	N/A	C NORRIS	16.714	
161	B GEBAUERS	4	161	S KERR	22	N/A	T CASH	16.889	
161	C ROBINSON	4	162	B GEBAUERS	21	N/A	G HADDON	17.000	
161	S HENDRY	4	162	L HOBSON	21	N/A	D HARROP	17.500	
161	C ATKINSON	4	164	C ROBINSON	20	N/A	St BOWMAN	17.500	
161	K JEFFRIES	4	164	S HENDRY	20	N/A	YAN SHEN	17.636	
161	W PARKIN	4	166	L BOWLES (372)	19	N/A	I HALL	17.650	
161	St BOWMAN	4	166	R GOODERE	19	N/A	L ZHOU	17.750	
168	H VD HEUVEL	3	168	W PARKIN	17	N/A	C ROBINSON	18.000	
168	J JOHNSON	3	169	J JOHNSON	16	N/A	N MAFFIN	18.103	
168	S ALLDREAD	3	169	J MELLOR (497)	16	N/A	D HART	18.208	
168	L COPLEY	3	171	S ALLDREAD	15	N/A	T HAGUES	18.236	
168	S SIDDONS	3	171	S BENNETT	15	N/A	C BRADFORD	18.279	
168	D LLOYD	3	173	H VD HEUVEL	14	N/A	D BUCKLEY	18.333	
168	S BENNETT	3	173	P ZIMMERMANN	14	N/A	J ASHCROFT	18.375	
175	D ROYTHORNE	2	173	L HENDERSON	14	N/A	B FAHRNER	18.750	
175	J ASHCROFT	2	176	D ROYTHORNE	11	N/A	Ch HOLLAND	18.792	
175	A CARTER	2	177	J ASHCROFT	10	N/A	C BLURTON	18.800	
175	B FAHRNER	2	177	A CARTER	10	N/A	B GEBAUERS	18.875	
175	L ZHOU	2	177	B FAHRNER	10	N/A	S HENDRY	19.188	
175	B COOK	2	177	B COOK	10	N/A	D ROYTHORNE	19.375	
175	J FLETCHER	2	177	J FLETCHER	10	N/A	M JUBB	19.408	
175	L HAYMES	2	177	L HAYMES	10	N/A	S BENNETT	19.417	
175	J GRAHAM (53)	2	177	M BLAKE (81)	10	N/A	J JOHNSON	19.500	
184	S WHITE	1	184	L ZHOU	9	N/A	A HARTLEY	19.750	
184	P DUNNE	1	185	C SLATER	7	N/A	W PARKIN	19.813	
184	A HARTLEY	1	186	T MAKUNI	6	N/A	T MAKUNI	20.000	
184	C SLATER	1	187	S WHITE	5	N/A	P DUNNE	20.750	
184	P ZIMMERMANN	1	187	R HEATON	5	N/A	P MELLOR	20.882	
184	L HENDERSON	1	187	A HARTLEY	5	N/A	A CARTER	21.625	
184	G HADDON (26)	1	187	G HADDON (143)	5	N/A	L ELMORE	21.786	
184	T MAKUNI	1	191	P DUNNE	4	N/A	P PURKIS	22.667	
184	R HEATON	1	192	J GRAHAM (171)	3	N/A	H VD HEUVEL	22.917	

ADULT STATISTICS 1992-2026, AFTER DHORC 764

Sheet 5 of 5 (Note: Highlighted Names are Current 2026 Members, CS = Best Consecutive Results)

POLES				IQR's				WINS				FASTEST LAPS				BEST RACE LAPS				CHAMPIONSHIPS	
Pos	ADULT	No	CS	Pos	ADULT	No	CS	Pos	ADULT	No	CS	Pos	ADULT	No	CS	Pos	ADULT	No	CS	YEAR	ADULT
1	L PATEMAN	133	(7)	1	L PATEMAN	526	(19)	1	L PATEMAN	125	(4)	1	L PATEMAN	296	(14)	1	L PATEMAN	194	(6)	1992	N SISMEY
2	S GOODLIP	106	(7)	2	N SISMEY	462	(5)	2	S GOODLIP	109	(5)	2	A SMITH	95	(6)	2	A SMITH	101	(4)	1993	J TAGUE
3	M CHADWICK	101	(0)	3	S GOODLIP	375	(6)	3	N SISMEY	85	(4)	3	S GOODLIP	77	(5)	3	N SISMEY	91	(5)	1994	J TAGUE
3	A SMITH	101	(5)	4	M CHADWICK	304	(10)	4	M CHADWICK	83	(7)	4	N SISMEY	52	(4)	4	S GOODLIP	89	(5)	1995	J TAGUE (3)
5	N SISMEY	88	(3)	5	A SMITH	240	(7)	5	A SMITH	81	(4)	5	J TAGUE	48	(5)	5	M CHADWICK	86	(3)	1996	M CHADWICK
6	J SISMEY	59	(4)	6	J SISMEY	210	(8)	6	J SISMEY	59	(3)	6	J SISMEY	38	(4)	6	J SISMEY	39	(3)	1997	M CHADWICK
7	W LANDER	42	(11)	7	W LANDER	183	(16)	7	W LANDER	41	(9)	7	W LANDER	28	(5)	7	W LANDER	37	(11)	1998	N SISMEY
8	J TAGUE	26	(4)	8	J TAGUE	126	(5)	8	P REES	34	(2)	8	M CHADWICK	22	(2)	8	J TAGUE	28	(3)	1999	N SISMEY
9	P REES	21	(2)	9	P REES	109	(3)	9	J TAGUE	28	(4)	9	P REES	14	(3)	9	P REES	28	(2)	2000	M CHADWICK
10	A McPEAKE	16		10	A McPEAKE	101	(4)	10	A McPEAKE	18	(2)	10	A McPEAKE	13	(2)	10	A McPEAKE	13		2001	M CHADWICK
11	J LYMER	14		11	J NEALE	45	(6)	11	J LYMER	13	(2)	10	C BOWLES	13	(4)	11	L SMITH	12	(2)	2002	S GOODLIP
12	R LUTHERLAND	10	(2)	12	L SMITH	40	(3)	11	R LUTHERLAND	13	(5)	12	L SMITH	10		12	R LUTHERLAND	10	(4)	2003	L PATEMAN
13	J NEALE	9	(3)	13	J LYMER	36	(3)	11	C BOWLES	13	(2)	13	J NEALE	8	(2)	13	D GARBETT	7		2004	L PATEMAN
14	L SMITH	8		14	D GARBETT	30	(3)	14	J NEALE	9	(2)	14	C ROYTHORNE	6		13	C BOWLES	7	(2)	2005	M CHADWICK (5)
15	C BOWLES	6		15	S ANAND	25	(2)	15	S ANAND	5		15	D GARBETT	5		15	J NEALE	6		2006	W LANDER
16	T BALDOCK	5	(2)	16	R LUTHERLAND	24	(3)	15	M ALLSOPP	5		16	T BALDOCK	4		15	M ALLSOPP	6		2007	W LANDER
16	D GARBETT	5		17	M ALLSOPP	21	(2)	15	T BALDOCK	5		16	T CHADWICK	4		17	J LYMER	5		2008	W LANDER (3)
18	S ANAND	3		18	T BALDOCK	19	(8)	18	C ROYTHORNE	4		16	A BULLOCK	4		18	T CHADWICK	4		2009	J SISMEY
18	S REVITT	3	(2)	19	G PEACH	18	(3)	18	L SMITH	4	(2)	16	R LUTHERLAND	4	(2)	18	T BALDOCK	4	(2)	2010	L PATEMAN
18	P LEVERS	3		20	A TURNBULL	15	(2)	18	D GARBETT	4		20	D BRENTNALL	3		18	JJ HUGHES-DOWD	4		2011	L PATEMAN
18	J LAMB	3		21	C BOWLES	14	(2)	18	A TURNBULL	4		20	G PEACH	3		21	S ANAND	3		2012	L PATEMAN (5)
22	S LANDER	2		22	C ROYTHORNE	12	(2)	22	S LANDER	3		20	J LYMER	3		22	S REVITT	2	(2)	2013	J SISMEY
22	D McPEAKE	2		22	S LANDER	12	(2)	22	G PEACH	3		20	J LAMB	3		22	D BRENTNALL	2		2014	J SISMEY (3)
22	A BULLOCK	2		24	D McPEAKE	11		22	JJ HUGHES-DOWD	3		24	S REVITT	2		22	D McPEAKE	2		2015	N SISMEY (4)
22	C ROYTHORNE	2		25	S REVITT	10	(5)	25	S REVITT	2		24	A DAVIES	2	(2)	22	R BLAKE	2		2016	S GOODLIP
22	G PEACH	2	(2)	25	T CHADWICK	10		25	AJ McPEAKE	2		24	A TURNBULL	2		22	K LYE	2		2017	S GOODLIP
22	A TURNBULL	2		25	A BULLOCK	10	(3)	25	R SEAMAN	2		24	B JOHNSON	2		22	P LEVERS	2		2018	S GOODLIP
22	M DUTSON	2	(2)	28	T MEASHAM	9		25	D McPEAKE	2		28	M ROGERS	1		22	J LAMB	2		2019	A SMITH
29	T MEASHAM	1		28	P LEVERS	9		25	T CHADWICK	2		28	I BRENTNALL	1		22	C ROYTHORNE	2		2020	N/A
29	K LYE	1		28	J LAMB	9	(3)	25	J LAMB	2		28	AJ McPEAKE	1		22	G PEACH	2		2021	A SMITH
29	A DAVIES	1		31	N LAMBERT	7		25	A WOODHOUSE	2	(2)	28	D McPEAKE	1		22	A TURNBULL	2		2022	A SMITH
29	JJ HUGHES-DOWD	1		32	T DINGLEY	6		32	K LYE	1		28	S LANDER	1		22	A WOODHOUSE	2	(2)	2023	S GOODLIP (5)
29	D HUGHES-DOWD	1		33	AJ McPEAKE	5	(2)	32	R HILL	1		28	R SEAMAN	1		33	M ROGERS	1		2024	A SMITH
29	C BLAKE	1		33	R SEAMAN	5	(3)	32	R BLAKE	1		28	G WESTON	1		33	S MINNIS	1		2025	A SMITH (5)
				33	J LEVERS	5		32	P LEVERS	1		28	T MEASHAM	1		33	I BRENTNALL	1			
				36	M ROGERS	4		32	J ROYTHORNE	1		28	J LEVERS	1		33	S PANK	1			
				36	S MINNIS	4		32	S SMITH	1		28	R BLAKE	1		33	T DINGLEY	1			
				36	K LYE	4						28	S ANAND	1		33	S LANDER	1			
				39	D BRENTNALL	3						28	P LEVERS	1		33	G WESTON	1			
				39	R BLAKE	3						28	J ROYTHORNE	1		33	J LEVERS	1			
				39	R CROSSLAND	3						28	K ALCOCK	1		33	R HILL	1			
				42	I BRENTNALL	2						28	JJ HUGHES-DOWD	1		33	S SUMNER	1			
				42	R MASTERS	2						28	M GRAHAM	1		33	R CROSSLAND	1			
				42	M DUTSON	2	(2)					28	D HUGHES-DOWD	1		33	J ROYTHORNE	1			
				45	P FOXLEY	1						28	C BLAKE	1		33	S SMITH	1			
				45	S PANK	1															
				45	G WESTON	1															
				45	A FEARH	1															
				45	K PAYHE	1															
				45	J ROYTHORNE	1															
				45	K ALCOCK	1															
				45	A DAVIES	1															
				45	JJ HUGHES-DOWD	1															
				45	J CHELL	1															
				45	D HUGHES-DOWD	1															
				45	C BLAKE	1															

IQR Means Individual Qualifying Rounds I.E. Yellow, Green, Red and Blue Lane on a Normal Club Night

JUNIOR STATISTICS 1992-2026 - AFTER DHORC 764

Sheet 1 of 4 (Note: Highlighted Names are Current 2026 Members, CS = Best Consecutive Results)

MEETINGS ATTENDED			RACES COMPLETED			DRIVER RANKING			FINALS WON			
Pos	JUNIOR (1st Race)	No	Pos	JUNIOR	No	Pos	JUNIOR	SCORE	Pos	JUNIOR	No	CS
1	A TURNBULL	152	1	R LITHERLAND	917	1	* L SMITH	1.113	1	JJ HUGHES-DOWD	62	(2)
1	R LITHERLAND	152	2	A TURNBULL	905	2	* A HUGHES	1.175	2	R LITHERLAND	61	(9)
3	T CHADWICK	147	3	L TURNBULL	807	3	* JJ HUGHES-DOWD	1.225	3	J HENRY	59	(3)
4	L TURNBULL	133	4	T CHADWICK	774	4	* AJ McPEAKE	1.275	4	A HALL	56	
5	F HOLMES	130	5	F HOLMES	789	5	* J MELLOR	1.400	4	A TURNBULL	56	(2)
6	G REYES-ENGLAND	128	6	G REYES-ENGLAND	766	6	* J HENRY	1.438	6	T CHADWICK	51	
7	J HENRY	127	7	J HENRY	658	7	* A HALL	1.475	7	J SISMEY	47	
8	J SISMEY	120	8	J SISMEY	654	8	* R LITHERLAND	1.600	8	L BOWLES	40	
9	H SMITH	113	9	Z ROYTHORNE	602	9	* L BOWLES	1.613	9	H SMITH	37	(2)
10	JJ HUGHES-DOWD (18Oct22)	104	10	H SMITH	595	10	* T MEASHAM	1.638	10	J MELLOR	36	
11	R REES	103	11	T MEASHAM	550	11	* A TURNBULL	1.663	11	L SMITH	33	
12	Z ROYTHORNE	100	12	L BROOKS	539	12	* T CHADWICK	1.825	12	P CONNALLY	32	(2)
13	P CONNALLY	95	13	B ROYTHORNE	504	13	* J SISMEY	1.838	13	M MINNIS	31	(2)
14	C BRENTNALL	94	14	P CONNALLY	500	14	* M MINNIS	2.000	13	A HUGHES	31	
14	J WOODHOUSE (09Aug22)	94	15	A HALL	490	14	* J WOODHOUSE	2.000	15	AJ McPEAKE	30	(2)
16	T MEASHAM	93	16	C BRENTNALL	486	16	* J PATEMAN	2.025	15	C BRENTNALL	30	(2)
17	B ROYTHORNE	84	17	J MELLOR	481	17	* P CONNALLY	2.175	15	J PATEMAN	30	
17	J LAWSON (18Aug15)	84	18	R REES	467	18	* C BRENTNALL	2.275	15	G REYES-ENGLAND	30	
19	L BROOKS	83	19	J PATEMAN	428	19	* C BULLOCK	2.300	19	C BOWLES	28	
20	J MELLOR	82	20	J LAWSON	416	20	* C BOWLES	2.313	19	L TURNBULL	28	(2)
21	A HALL	80	21	C BOWLES	402	21	* K ASHWORTH	2.613	21	F HOLMES	26	
22	C BOWLES	78	22	C BULLOCK	391	22	* N GULL	2.763	22	B ROYTHORNE	25	(2)
22	L BOWLES	78	23	K LEVERS	381	23	* T PANK	2.800	22	Z ROYTHORNE	25	(3)
24	T PANK	74	24	T PANK	378	24	* J LAWSON	2.813	24	R REES	24	
25	J PATEMAN	71	25	A HUGHES	372	25	* H SMITH	2.975	25	J STEVENSON	23	
26	M MINNIS	68	25	Ca HOLLAND	372	26	* Z ROYTHORNE	3.038	25	T MEASHAM	23	(3)
27	C BULLOCK	66	27	J MARTINEZ	369	27	* JT HUGHES-DOWD	3.113	25	J LAWSON	23	(2)
27	K LEVERS	66	28	L BOWLES	353	28	* K LEVERS	3.125	28	L BROOKS	21	(2)
29	AJ McPEAKE	65	29	L SMITH	352	29	* K ALI	3.188	29	T PANK	20	
30	T STEVENSON (18Oct22)	62	29	M LITHERLAND	352	30	* L TURNBULL	3.238	29	J WOODHOUSE	20	
31	A HUGHES	61	31	M MINNIS	343	31	* B ROYTHORNE	3.250	31	K LEVERS	15	
31	Ca HOLLAND	61	32	JJ HUGHES-DOWD	341	32	* P WALKER	3.325	31	JT HUGHES-DOWD	15	
33	J MARTINEZ	59	33	AJ McPEAKE	326	33	* J THOMPSON	3.400	33	D BARKER	14	
34	E WOODHOUSE (31Jan23)	58	34	B BROOKS	325	34	* J LISTER	3.700	33	M LITHERLAND	14	
35	L SMITH	55	35	J WOODHOUSE	309	35	* T GREEN	3.725	35	J MARTINEZ	13	
36	J STEVENSON	54	36	D PAUL	306	36	* P MARTIN	3.763	36	C DAVENPORT	12	
37	M LITHERLAND	53	37	L CHADWICK	277	36	* R COOK	3.763	36	K ALI	12	
38	D BARKER	51	38	J STEVENSON	276	38	* C DAVENPORT	3.775	36	D PAUL	12	(2)
38	B BROOKS	51	39	D BARKER	266	39	* S SLATER	3.813	39	L WHITTAKER	11	
38	J GRAHAM (20Feb24)	51	40	P MARTIN	263	39	* L WHITTAKER	3.813	40	M McNULTY	10	
41	JT HUGHES-DOWD (20Feb24)	50	41	S BOWMAN	244	41	* K SCHOFIELD	3.888	40	P MARTIN	10	
42	D PAUL	49	42	P WALKER	236	42	* B CRUNDEN	4.000	40	S BOWMAN	10	
43	S SCHULE	47	43	S SCHULE	234	43	* K COOK	4.050	40	T STEVENSON	10	
43	L CHADWICK	47	43	J LISTER	234	44	* J GRAHAM	4.138	40	J GRAHAM	10	
43	L WHITTAKER (26Nov24)	47	45	J HAGUES	221	45	* F HOLMES	4.250	40	B CRUNDEN	10	
46	P WALKER	46	46	T STEVENSON	210	46	* M BLAKE	4.475	46	G HADDON	9	
47	P MARTIN	45	47	R COOK	197	47	* G HADDON	4.500	46	T GREEN	9	
48	J LISTER	41	48	M BRADLEY	194	48	* E HENRY	4.650	46	N GULL	9	
48	S BOWMAN	41	49	D JACKSON	190	49	* G REYES-ENGLAND	4.738	46	M BRADLEY	9	
50	J HAGUES	38	50	I BRADLEY	189	50	* A OXSPRING	4.750	46	J THOMPSON	9	

(Driver Ranking = Average Position in Qualifying, Final Position, Fastest Lap & Race Laps Over Last 20 club nights)

JUNIOR STATISTICS 1992-2026 - AFTER DHORC 764

Sheet 2 of 4 (Note: Highlighted Names are Current 2026 Members, CS = Best Consecutive Results)

MEETINGS ATTENDED		RACES COMPLETED		DRIVER RANKING		FINALS WON			
Pos	JUNIOR (1st Race)	No	JUNIOR	No	JUNIOR	SCORE	JUNIOR	No	CS
51	K ALI	30	51 E WOODHOUSE	188	51 * R REES	4.800	51 K SCHOFIELD	8	
52	M McNULTY	29	52 K ALI	185	52 * M BRADLEY	4.900	51 L CHADWICK	8	
52	J BULLOCK	29	52 E JACKSON	185	53 * T STEVENSON	4.938	51 C BULLOCK	8	
52	R COOK	29	54 N BRADFORD	172	54 * D BARKER	5.038	51 B BROOKS	8	(2)
52	A OXSPRING	29	55 A BRADFORD	169	55 * J STEVENSON	5.125	51 Ca HOLLAND	8	
52	I BRADLEY	29	56 J GRAHAM	188	55 * E WOODHOUSE	5.125	51 H TAYLOR	8	
52	M BRADLEY	29	57 M SEO	163	57 * R HUGHES	5.275	57 R LEY	7	
52	D JACKSON	29	57 K COOK	163	58 * J ELMORE	5.600	57 A CHATTLE	7	
52	B CRUNDEN (11Mar25)	29	57 A OXSPRING	163	58 * J MARTINEZ	5.600	57 A BRADFORD	7	
60	C DAVENPORT	28	57 S ROYTHORNE	163	60 * M SEO	5.675	60 S SLATER	6	(2)
60	E HENRY	28	57 JT HUGHES-DOWD	163	61 * A CHATTLE	5.863	60 P WALKER	6	(2)
60	E JACKSON	28	62 L WHITTAKER	159	62 * L CHADWICK	6.025	60 G CONNALLY	6	
63	K SCHOFIELD	27	63 N GULL	156	63 * J WATSON	6.063	60 E HENRY	6	
64	N GULL	26	64 M McNULTY	154	64 * M LITHERLAND	6.250	60 R COOK	6	
64	N BRADFORD	26	64 J PERRY	154	65 * M McNULTY	6.288	60 E JACKSON	6	
66	G HADDON	25	66 R HUGHES	151	66 * J BULLOCK	6.300	60 D JACKSON	6	(2)
66	A BRADFORD	25	67 J BULLOCK	150	67 * B BROOKS	6.488	60 T JAMES	6	(2)
66	S ROYTHORNE	25	68 C DAVENPORT	149	68 * D PAUL	6.550	60 J HAGUES	6	(2)
69	K COOK	24	69 K SCHOFIELD	144	69 * D JACKSON	7.088	60 M BLAKE	6	(2)
69	J PERRY	24	70 E HENRY	143	70 * H TAYLOR	7.513	70 L HAWLEY	5	
69	J THOMPSON	24	71 G HADDON	138	71 * S SCHULE	7.625	70 J BULLOCK	5	
72	A CHATTLE	23	72 A CHATTLE	136	72 * S BOWMAN	8.050	70 A HARTLEY	5	(2)
72	L STOTT-ZAFIROPOULOS	23	73 L STOTT-ZAFIROPOULOS	135	73 * E STOTT-ZAFIROPOULOS	8.063	70 B CARRINGTON	5	
72	J ELMORE	23	74 H TAYLOR	134	74 * S MAFFIN	8.275	70 K ASHWORTH	5	
75	J WATSON	22	75 K ASHWORTH	132	75 * L BROOKS	8.475	70 M WARREN	5	
75	R MAFFIN	22	75 J ELMORE	132	76 * S MARTINEZ	8.600	70 K COOK	5	
75	T GREEN	22	77 T JAMES	131	77 * T SHARP	8.663	70 N BRADFORD	5	
75	R HUGHES	22	78 E STOTT-ZAFIROPOULOS	130	78 * L STOTT-ZAFIROPOULOS	8.900	70 I PAUL	5	(2)
75	E STOTT-ZAFIROPOULOS	22	79 B RILEY	124	79 * Ca HOLLAND	8.913	70 E WOODHOUSE	5	
80	K ASHWORTH	21	80 T GREEN	119	80 * R MAFFIN	8.988	80 A REES	4	
80	H TAYLOR	21	81 S MARTINEZ	117	81 * N BRADFORD	9.550	80 J WATSON	4	
80	S MARTINEZ	21	82 J WATSON	113	82 * I BRADLEY	9.688	80 T SHARP	4	
83	S SLATER	20	83 R MAFFIN	109	83 * J HAGUES	9.900	80 M WATTS	4	
83	T SHARP	20	84 S SLATER	108	84 * S ROYTHORNE	10.000	80 J LISTER	4	
83	S MAFFIN	20	84 B CARRINGTON	108	85 * A BRADFORD	10.775	80 B JEFFRIES	4	
83	T JAMES	20	86 T SHARP	103	86 * T JAMES	10.863	80 E STOTT-ZAFIROPOULOS	4	
83	M BLAKE (28Jan25)	20	86 J GRATTON	103	87 * E JACKSON	12.500	80 L STOTT-ZAFIROPOULOS	4	
88	B RILEY	19	88 B CRUNDEN	101	88 * J PERRY	13.813	80 J ELMORE	4	
88	E DOYLE	19	89 S MAFFIN	99	N/A L CAPEWELL	2.438	80 S ROYTHORNE	4	
90	B CARRINGTON	18	90 M WARREN	98	N/A S GILLARD	2.725	80 E DOYLE	4	
91	R LEY	17	91 F McCANDLESS	96	N/A M WARREN	2.817	91 A PANK	3	
91	G CONNALLY	17	92 R LEY	92	N/A A WATHEY	3.545	91 C CLARK	3	
91	J GRATTON	17	92 J THOMPSON	92	N/A K JACKSON	3.563	91 R HUGHES	3	
94	A HARTLEY	15	94 G CONNALLY	91	N/A T REES	3.667	91 J PERRY	3	
94	J MOSEDALE	15	95 A HARTLEY	83	N/A S TAGUE	3.813	91 J BLURTON	3	
94	M WARREN	15	96 A WATHEY	72	N/A A FEARN	3.850	96 C WOODCOCK	2	
97	C KAVANAGH	13	96 J MOSEDALE	72	N/A E DOYLE	3.895	96 Mat McNULTY	2	
97	M WATTS	13	96 B JEFFRIES	72	N/A N ZIMMERMANN	3.968	96 J MOSEDALE	2	
99	J DOBBINS	12	99 M BLAKE	71	N/A R LEY	4.103	96 D SPENCER	2	
99	F McCANDLESS	12	100 M WATTS	69	N/A Z BRAZELL	4.156	96 N ZIMMERMANN	2	

JUNIOR STATISTICS 1992-2026 - AFTER DHORC 764

Sheet 3 of 4 (Note: Highlighted Names are Current 2026 Members, CS = Best Consecutive Results)

MEETINGS ATTENDED			RACES COMPLETED			DRIVER RANKING			FINALS WON			
Pos	JUNIOR (1st Race)	No	Pos	JUNIOR	No	Pos	JUNIOR	SCORE	Pos	JUNIOR	No	CS
99	C YOUART (16Dec25)	12	101	I PAUL	68	N/A	C CLARK	4.179	96	A OXSPRING	2	
102	A PANK	11	102	C KAVANAGH	65	N/A	D SPENCER	4.375	96	L BLAKE	2	
102	A WATHEY	11	102	E DOYLE	65	N/A	N BLACK	4.375	96	D JEFFRIES	2	(2)
102	N McDONALD	11	104	D JEFFRIES	62	N/A	M BUCKLEY	4.417	96	J GRATTON	2	
105	S GILLARD	10	105	A FEARN	61	N/A	M WESTON	4.438	96	F McCANDLESS	2	
105	A FEARN	10	105	I MATTHEWS	61	N/A	T KERR	4.458	96	I BRADLEY	2	
105	I MATTHEWS	10	107	J DOBBINS	60	N/A	L BLAKE	4.500	96	E PAUL	2	(2)
108	L HAWLEY	9	108	A PANK	58	N/A	M YEOMANS	4.563	96	B RILEY	2	
108	D NEALE	9	109	N McDONALD	57	N/A	I MATTHEWS	5.075	96	J McDONALD	2	
108	C WOODCOCK	9	110	J BLURTON	56	N/A	J DOBBINS	5.083	96	T KERR	2	
108	Mat McNULTY	9	111	Ca BLURTON	55	N/A	N McDONALD	5.114	96	Z BRAZELL	2	
108	B JEFFRIES	9	112	E PAUL	54	N/A	A HARTLEY	5.212	112	S GILLARD	1	
108	D JEFFRIES	9	113	N ZIMMERMANN	51	N/A	B REES	5.350	112	C KAVANAGH	1	
108	I PAUL	9	114	S GILLARD	50	N/A	J MOSEDALE	5.462	112	D NEALE	1	
108	E PAUL	9	114	L HAWLEY	50	N/A	C YOUART	5.688	112	A MILNER	1	
116	M SEO	8	116	S LIVESEY	49	N/A	M WILLIS	5.750	112	T REES	1	
116	TI REES	8	117	C BARTLETT	48	N/A	B CARRINGTON	5.847	112	R MAFFIN	1	
116	C BARTLETT	8	118	Mat McNULTY	47	N/A	J McDONALD	6.458	112	T ALLDREAD	1	
116	Ca BLURTON	8	119	C WOODCOCK	46	N/A	B JEFFRIES	6.472	112	M HART	1	
116	J BLURTON	8	120	D NEALE	44	N/A	L BELL	6.550	112	S MAFFIN	1	
116	Z BRAZELL (28Jan25)	8	121	C CLARK	41	N/A	D GEBAUERS	6.750	112	D GEBAUERS	1	
122	A MILNER	7	122	TI REES	40	N/A	D NEALE	7.083	112	L BELL	1	
122	A REES	7	122	C YOUART	40	N/A	L HAWLEY	7.083	112	M SEO	1	
122	C CLARK	7	124	A REES	38	N/A	D JEFFRIES	7.111	112	A FEARN	1	
122	N ZIMMERMANN	7	124	J McDONALD	38	N/A	Mat McNULTY	7.167	112	I MATTHEWS	1	
122	M BUCKLEY	7	126	A MILNER	36	N/A	C BARTLETT	7.344	112	M WILLIS	1	
127	M HART	6	127	B REES	35	N/A	J GRATTON	7.426	112	B REES	1	
127	S LIVESEY	6	128	Z BRAZELL	34	N/A	M WATTS	7.519	112	S TAGUE	1	
127	SM BLURTON	6	129	M BUCKLEY	33	N/A	C WOODCOCK	8.056	112	L CAPEWELL	1	
127	J McDONALD	6	130	M HART	31	N/A	R FREEMAN	8.417	112	M BUCKLEY	1	
127	T KERR	6	130	A PARKIN	31	N/A	H MOHAMMED	8.500	112	S LIVESEY	1	
132	L BELL	5	130	SM BLURTON	31	N/A	G CONNALLY	8.588	112	L PARKIN	1	
132	B REES	5	133	L PARKIN	30	N/A	B RILEY	8.697	112	A PARKIN	1	
132	L BLAKE	5	134	K JACKSON	29	N/A	A STOTT	8.750	112	R FREEMAN	1	
132	A PARKIN	5	134	M WESTON	29	N/A	A MILNER	8.786	112	S MARTINEZ	1	
132	L PARKIN	5	134	R FREEMAN	29	N/A	M HART	9.417	112	E DOYLE	1	
137	D SPENCER	4	137	L BELL	26	N/A	Ca BLURTON	9.594				
137	M YEOMANS	4	137	M YEOMANS	26	N/A	J BLURTON	9.781				
137	M WILLIS	4	139	S TAGUE	24	N/A	A PANK	10.114				
137	S TAGUE	4	139	T KERR	24	N/A	T ALLDREAD	10.167				
137	K JACKSON	4	141	D SPENCER	23	N/A	E GIBBS	10.417				
137	L CAPEWELL	4	142	M WILLIS	20	N/A	F McCANDLESS	10.558				
137	M WESTON	4	142	L CAPEWELL	20	N/A	C KAVANAGH	10.692				
144	T REES	3	144	T REES	16	N/A	TI REES	10.719				
144	D ALLDREAD	3	144	T ALLDREAD	16	N/A	D ALLDREAD	10.750				
144	T ALLDREAD	3	144	D GEBAUERS	16	N/A	A REES	10.786				
144	D GEBAUERS	3	147	D ALLDREAD	15	N/A	SM BLURTON	10.833				
144	E GIBBS	3	147	E GIBBS	15	N/A	A PARKIN	11.300				
144	R FREEMAN	3	149	H MOHAMMED	14	N/A	E PAUL	11.806				
150	N BLACK	2	150	L BLAKE	13	N/A	L PARKIN	12.900				
151	H MOHAMMED	1	151	N BLACK	10	N/A	S LIVESEY	13.063				
151	A STOTT	1	152	A STOTT	5	N/A	I PAUL	13.667				

JUNIOR STATISTICS 1992-2026, AFTER DHORC 764

Sheet 4 of 4 (Note: Highlighted Names are Current 2026 Members, CS = Best Consecutive Results)

POLES				IOR's Column 1				IOR's Column 2				WINNS				FASTEST LAPS				BEST RACE LAPS				CHAMPIONSHIPS							
Pos	No	CS	Year	Pos	No	CS	Year	Pos	No	CS	Year	Pos	No	CS	Year	Pos	No	CS	Year	Pos	No	CS	Year	Pos	No	CS	Year	Pos	No	CS	Year
1	J J HUGHES-DOWD	62	(8)	1	J SISEY	215	(14)	57	M WESTON	2	1	J J HUGHES-DOWD	58	(10)	1	J SISEY	59	(11)	1	R LUTHERLAND	63	(7)	1992	S SLATER	1	R LUTHERLAND	63	(7)	1992	S SLATER	
2	R LUTHERLAND	61	(8)	2	R LUTHERLAND	201	(12)	57	M LUTHERLAND	2	2	A HALL	49	(13)	2	R LUTHERLAND	58	(7)	2	R LUTHERLAND	58	(7)	1993	M MINNIS	2	J J HUGHES-DOWD	58	(7)	1993	M MINNIS	
3	J SISEY	56	(11)	3	A TURNBULL	184	(16)	57	E STOTT-ZAFIROPOULOS	2	3	R LUTHERLAND	46	(9)	3	J J HUGHES-DOWD	57	(13)	3	J J HUGHES-DOWD	57	(13)	1984	M MINNIS	2	T CHADWICK	51	(7)	1984	M MINNIS	
4	J MELLOR	46	(10)	4	J MELLOR	183	(15)	57	L BROOKS	2	4	J SISEY	45	(6)	4	A HALL	45	(15)	4	A HALL	45	(15)	1985	AJ McPEAKE	2	A HALL	45	(15)	1985	AJ McPEAKE	
5	A TURNBULL	44	(6)	5	A HALL	177	(22)	57	D JACKSON	2	5	A TURNBULL	45	(6)	5	T CHADWICK	43	(6)	5	T CHADWICK	43	(6)	1986	AJ McPEAKE	(2)	A TURNBULL	45	(11)	1986	AJ McPEAKE	
6	A HALL	42	(11)	6	T CHADWICK	165	(13)	57	J THOMPSON	2	6	T CHADWICK	44	(6)	6	A HUGHES	35	(12)	6	AJ McPEAKE	33	(6)	1987	C BRENTNALL	2	AJ McPEAKE	33	(6)	1987	C BRENTNALL	
7	AJ McPEAKE	34	(12)	7	J J HUGHES-DOWD	141	(19)	57	E WOODHOUSE	2	7	J MELLOR	35	(9)	7	AJ McPEAKE	33	(7)	7	J MELLOR	33	(7)	1988	T PANK	2	J MELLOR	33	(20)	1988	T PANK	
8	T CHADWICK	33	(4)	8	L SMITH	135	(29)	57	J GRAHAM	2	8	L SMITH	33	(9)	8	L SMITH	33	(18)	8	L SMITH	33	(18)	1989	C BOWLES	2	L SMITH	33	(6)	1989	C BOWLES	
9	L SMITH	33	(18)	9	M MINNIS	128	(10)	57	B CRUNDEN	2	9	M MINNIS	31	(9)	9	M MINNIS	30	(6)	9	M MINNIS	30	(6)	2000	J HENRY	2	M MINNIS	33	(7)	2000	J HENRY	
10	J HENRY	31	(7)	10	AJ McPEAKE	123	(8)	72	P WALKER	1	10	L BOWLES	29	(6)	10	J PATEMAN	29	(5)	10	J PATEMAN	29	(5)	2001	J HENRY	(2)	L BOWLES	29	(5)	2001	J HENRY	
11	L BOWLES	31	(7)	11	A HUGHES	112	(24)	72	T SHARP	1	11	AJ McPEAKE	29	(6)	11	A HUGHES	29	(5)	11	A HUGHES	29	(5)	2002	T CHADWICK	2	A HUGHES	31	(6)	2002	T CHADWICK	
12	M MINNIS	30	(8)	12	J HENRY	110	(12)	72	R LELY	1	12	J HENRY	28	(4)	12	A TURNBULL	28	(4)	12	A TURNBULL	28	(4)	2003	J SISEY	2	J HENRY	31	(4)	2003	J SISEY	
13	J PATEMAN	29	(8)	13	J PATEMAN	104	(6)	72	A HARTLEY	1	13	J PATEMAN	28	(4)	13	J HENRY	25	(5)	13	M MINNIS	27	(6)	2004	J SISEY	(2)	J PATEMAN	27	(6)	2004	J SISEY	
14	A HUGHES	28	(11)	14	T MEASHAM	93	(11)	72	J MOSEDALE	1	14	A HUGHES	22	(6)	14	J MELLOR	25	(6)	14	J HENRY	25	(6)	2005	T CHADWICK	(2)	A HUGHES	25	(6)	2005	T CHADWICK	
15	C BRENTNALL	24	(8)	15	C BRENTNALL	87	(9)	72	D SPENCER	1	15	C BRENTNALL	18	(3)	15	C BRENTNALL	20	(5)	15	C BRENTNALL	20	(5)	2006	T MEASHAM	2	C BRENTNALL	22	(7)	2006	T MEASHAM	
16	T MEASHAM	20	(5)	16	L BOWLES	66	(16)	72	T REES	1	16	T MEASHAM	18	(3)	16	T MEASHAM	18	(3)	16	T MEASHAM	18	(3)	2007	A HUGHES	2	T MEASHAM	17	(6)	2007	A HUGHES	
17	T PANK	16	(2)	17	C BOWLES	56	(4)	72	M YEOMANS	1	17	C BOWLES	15	(2)	17	C BOWLES	20	(4)	17	T PANK	14	(6)	2008	L SMITH	2	T PANK	17	(6)	2008	L SMITH	
18	J WOODHOUSE	13	(2)	18	F HOLMES	52	(3)	72	A OXSPRING	1	18	J WOODHOUSE	15	(2)	18	K LEVRS	15	(3)	18	K LEVRS	15	(3)	2009	L SMITH	(2)	J WOODHOUSE	14	(6)	2009	L SMITH	
19	J LAWSON	12	(4)	19	T PANK	51	(4)	72	L BLAKE	1	19	K LEVRS	13	(3)	19	B ROYTHORNE	14	(4)	19	B ROYTHORNE	14	(4)	2010	K LEVRS	2	K LEVRS	13	(3)	2010	K LEVRS	
20	C BOWLES	11	(3)	20	P CONNALLY	44	(9)	72	J GRATTON	1	20	P CONNALLY	13	(3)	20	P CONNALLY	14	(4)	20	P CONNALLY	13	(3)	2011	J MELLOR	2	C BOWLES	13	(3)	2011	J MELLOR	
21	H SMITH	11	(4)	21	K LEVRS	42	(4)	72	G REYES-ENGLAND	1	21	T PANK	10	(2)	21	J LAWSON	13	(3)	21	P CONNALLY	12	(3)	2012	J MELLOR	(2)	H SMITH	13	(3)	2012	J MELLOR	
22	N GULL	9	(3)	22	Z ROYTHORNE	40	(2)	72	S ROYTHORNE	1	22	F HOLMES	10	(2)	22	P CONNALLY	10	(3)	22	P CONNALLY	10	(3)	2013	J PATEMAN	2	N GULL	10	(2)	2013	J PATEMAN	
23	P CONNALLY	7	(3)	23	J WOODHOUSE	31	(6)	72	J MARTINEZ	1	23	Z ROYTHORNE	10	(2)	23	Z ROYTHORNE	10	(2)	23	Z ROYTHORNE	10	(2)	2014	A HALL	2	P CONNALLY	12	(4)	2014	A HALL	
24	K ASHWORTH	7	(3)	24	J LAWSON	30	(4)	72	E DOYLE	1	24	J LAWSON	10	(3)	24	N GULL	9	(4)	24	N GULL	9	(4)	2015	A HALL	(2)	K ASHWORTH	10	(3)	2015	A HALL	
25	K LEVRS	7	(2)	25	N GULL	29	(4)	72	R HUGHES	1	25	JT HUGHES-DOWD	9	(2)	25	JT HUGHES-DOWD	9	(2)	25	JT HUGHES-DOWD	9	(2)	2016	R LUTHERLAND	2	K LEVRS	10	(3)	2016	R LUTHERLAND	
26	Z ROYTHORNE	7	(2)	26	H SMITH	26	(6)	72	B ROYTHORNE	1	26	N GULL	7	(2)	26	JT HUGHES-DOWD	7	(2)	26	JT HUGHES-DOWD	7	(2)	2017	R LUTHERLAND	(2)	Z ROYTHORNE	10	(2)	2017	R LUTHERLAND	
27	B ROYTHORNE	6	(2)	27	R REES	23	(4)	72	R REES	1	27	B ROYTHORNE	5	(2)	27	B ROYTHORNE	5	(2)	27	B ROYTHORNE	5	(2)	2018	A TURNBULL	2	B ROYTHORNE	5	(2)	2018	A TURNBULL	
28	F HOLMES	5	(2)	28	G HADDON	21	(9)	72	K ASHWORTH	1	28	R REES	5	(2)	28	P MARTIN	6	(2)	28	P MARTIN	6	(2)	2019	A TURNBULL	(2)	F HOLMES	5	(2)	2019	A TURNBULL	
29	G HADDON	5	(2)	29	L TURNBULL	18	(2)	72	L TURNBULL	1	29	G HADDON	5	(2)	29	K ASHWORTH	5	(2)	29	K ASHWORTH	5	(2)	2020	N/A	2	G HADDON	5	(2)	2020	N/A	
30	L TURNBULL	4	(2)	30	K KALI	16	(5)	72	K KALI	1	30	L TURNBULL	4	(2)	30	L TURNBULL	4	(2)	30	L TURNBULL	4	(2)	2021	H SMITH	2	L TURNBULL	4	(2)	2021	H SMITH	
31	L WHITTAKER	4	(2)	31	J LISTER	16	(2)	72	J HUGHES-DOWD	1	31	K KALI	16	(5)	31	F HOLMES	5	(2)	31	F HOLMES	5	(2)	2022	L BOWLES	2	L WHITTAKER	4	(2)	2022	L BOWLES	
32	S GILLARD	3	(2)	32	J LISTER	15	(2)	72	J HUGHES-DOWD	1	32	S GILLARD	15	(2)	32	J LISTER	5	(2)	32	J LISTER	5	(2)	2023	J J HUGHES-DOWD	(2)	S GILLARD	3	(2)	2023	J J HUGHES-DOWD	
33	C BULLOCK	3	(2)	33	C BULLOCK	14	(4)	72	A CHATLLE	1	33	G HADDON	4	(2)	33	C BULLOCK	4	(2)	33	C BULLOCK	4	(2)	2024	J J HUGHES-DOWD	(2)	C BULLOCK	3	(2)	2024	J J HUGHES-DOWD	
34	M WARREN	3	(2)	34	M WARREN	13	(2)	72	S GILLARD	1	34	M WARREN	13	(2)	34	M WARREN	4	(2)	34	M WARREN	4	(2)	2025	J J HUGHES-DOWD	(2)	M WARREN	3	(2)	2025	J J HUGHES-DOWD	
35	J LISTER	3	(2)	35	S GILLARD	12	(3)	72	C DAVENPORT	1	35	J LISTER	10	(3)	35	C DAVENPORT	3	(2)	35	C DAVENPORT	3	(2)	2026	N/A	2	J LISTER	3	(2)	2026	N/A	
36	R REES	2	(2)	36	G HADDON	10	(3)	72	G HADDON	1	36	R REES	10	(3)	36	S SLATER	3	(2)	36	S SLATER	3	(2)	2027	L BOWLES	2	R REES	2	(2)	2027	L BOWLES	
37	J STEVENSON	2	(2)	37	G HADDON	10	(3)	72	G HADDON	1	37	K SCHOFIELD	3	(2)	37	K SCHOFIELD	3	(2)	37	K SCHOFIELD	3	(2)	2028	L BOWLES	2	J STEVENSON	2	(2)	2028	L BOWLES	
38	R REES	2	(2)	38	R REES	10	(2)	72	P MARTIN	1	38	R REES	10	(2)	38	R REES	3	(2)	38	R REES	3	(2)	2029	L BOWLES	2	R REES	2	(2)	2029	L BOWLES	
39	G HOLLAND	2	(2)	39	G HOLLAND	9	(4)	72	B BROOKS	1	39	G HOLLAND	9	(4)	39	G HOLLAND	3	(2)	39	G HOLLAND	3	(2)	2030	L BOWLES	2	G HOLLAND	2	(2)	2030	L BOWLES	
40	A CHATLLE	2	(2)	40	R COOK	9	(2)	72	A CHATLLE	1	40	A CHATLLE	9	(2)	40	S SLATER	4	(2)	40	S SLATER	4	(2)	2031	L BOWLES	2	A CHATLLE	2	(2)	2031	L BOWLES	
41	E WOODHOUSE	2	(2)	41	K COOK	8	(3)	72	K COOK	1	41	E WOODHOUSE	2	(2)	41	E WOODHOUSE	2	(2)	41	E WOODHOUSE	2	(2)	2032	L BOWLES	2	E WOODHOUSE	2	(2)	2032	L BOWLES	
42	C DAVENPORT	1	(4)	42	J STEVENSON	6	(4)	72	J STEVENSON	1	42	C DAVENPORT	6	(4)	42	C DAVENPORT	2	(2)	42	C DAVENPORT	2	(2)	2033	L BOWLES	2	C DAVENPORT	1	(4)	2033	L BOWLES	
43	K COOK	1	(4)	43	K COOK	6	(4)	72	A CHATLLE	1	43	K COOK	6	(4)	43	K COOK	2	(2)	43	K COOK	2	(2)	2034	L BOWLES	2	K COOK	1	(4)	2034	L BOWLES	
44	R COOK	1	(4)	44	R COOK	4	(3)	72	D BARKER	1	44	R COOK	4	(3)	44	R COOK	2	(2)	44	R COOK	2	(2)	2035	L BOWLES	2	R COOK	1	(4)	2035	L BOWLES	
45	L BLAKE	1	(4)	45	L BLAKE	4	(3)	72	C CLARK	1	45	L BLAKE	4	(3)	45	L BLAKE	2	(2)	45	L BLAKE	2	(2)	2036	L BOWLES	2	L BLAKE	1	(4)	2036	L BOWLES	
46	P MARTIN	1	(4)	46	R HUGHES	4	(3)	72	R HUGHES	1	46	P MARTIN	4	(3)	46	R HUGHES	2	(2)	46	R HUGHES	2	(2)	2037								

Outright Track Record Holders After DHORC 764

Adults

Pos	Name	Qualifying	F1	GC	F1	GC	Total
			Fastest Laps	Fastest Laps	Race Laps	Race Laps	
1	L Pateman	33	49	61	29	47	219
2	A Smith	52	11	36	15	33	147
3	S Goodlip	27	44	10	34	18	133
4	N Sismey	15	7	12	15	16	65
5	J Sismey	15	7	8	13	12	55
6	M Chadwick	12			8	9	29
7	W Lander	8	5	3	6		22
8	A McPeake	4	3	5	7		19
9	P Rees	1	3		11	3	18
10	J Tague	4	3	2	2	5	16
11	J Lymer	4	2	1	2	1	10
12	L Smith	3	2	3	1		9
12	R Litherland	4			2	3	9
14	T Baldock	3	1	1	1	2	8
14	C Bowles	2	1	3	1	1	8
16	D Garbett	1	1	1	3	1	7
17	A Turnbull		2		3		5
17	C Roythorne		2	2		1	5
19	J Neale				2	1	3
19	S Anand	1			1	1	3
19	T Chadwick		1		2		3
19	J Lamb	1		1	1		3
23	M Allsopp				2		2
23	S Lander			1	1		2
25	JJ Hughes-Dowd				1		1
25	G Peach		1				1
25	D McPeake		1				1
25	J Roythorne				1		1
25	A Woodhouse				1		1
25	S Pank				1		1
25	C Blake	1					1
25	M Graham			1			1
Total		190	146	150	165	154	805

Note: Some Records Can Be Held By More Than One Member - Highlighted Names 2026 Members

Outright Track Record Holders After DHORC 764

Juniors

Pos	Name	Qualifying	F1	GC	F1	GC	Total
			Fastest Laps	Fastest Laps	Race Laps	Race Laps	
1	A Turnbull	31	21	16	33	17	118
2	R Litherland	24	20	26	13	28	111
3	JJ Hughes-Dowd	35	16	9	16	10	86
4	J Sismey	15	15	12	11	17	70
5	A Hall	12	8	6	13	11	50
6	T Chadwick	7	6	10	7	19	49
7	AJ McPeake	10	9	4	9	4	36
8	T Measham	6	4	1	13	3	27
8	J Henry	2	9	5	9	2	27
10	J Mellor	10	4	4	2	4	24
11	H Smith	6	5	5	3	4	23
12	M Minnis	6	2	4	2	5	19
13	Z Roythorne	2	2	6		8	18
14	J Pateman	4	4	5	1	3	17
15	L Bowles	6		3	1	4	14
16	B Roythorne	1	1	6		2	10
16	J Woodhouse	4	1	2	2	1	10
18	F Holmes	1	3	2	3		9
18	C Brentnall		2	3		4	9
20	A Hughes	2	1	5			8
20	L Smith		4		4		8
22	T Pank		1	3	2		6
22	C Bowles	2	1		1	2	6
24	J Lawson	1		1	1	2	5
24	JT Hughes-Dowd	1		1	1	2	5
26	E Woodhouse	2	1	1			4
26	P Connally		1	3			4
26	R Rees	1	1	1		1	4
26	K Ashworth	1	1	1		1	4
26	L Turnbull	1	1		2		4
31	K Levers		1		1	1	3
31	J Graham	1		1	1		3
31	B Crunden	1		2			3
34	P Martin		1		1		2
34	N Gull		1		1		2
34	L Whittaker	1	1				2
37	Ca Holland			1			1
37	E Henry		1				1
37	C Clark					1	1
37	K All				1		1
37	B Brooks				1		1
37	J Elmore		1				1
37	S Roythorne			1			1
37	Z Brazell		1				1
37	A Hartley			1			1
Total		196	151	151	155	156	809

Note: Some Records Can Be Held By More Than One Member - Highlighted Names 2026 Members

DHORC Statistics 2026

Poles		Adult				Junior				Poles	
Records		Name	Total	2026	Name	Total	2026	Records			
All Time		L Pateman	133	1	JJ Hughes-Dowd	62	7	All Time			
L Pateman	133	S Goodlip	108	2	J Woodhouse	13	3	JJ Hughes-Dowd	62		
Season		A Smith	101	3	L Whittaker	4	2	Season			
A Smith	20	N Sismey	86		E Woodhouse	2		JJ Hughes-Dowd	24		
		L Smith	8	1	B Crunden	2	1				
		R Litherland	10	5	J Graham	1					
		C Bowles	6	1							
		JJ Hughes-Dowd	1								
		D Hughes-Dowd	1								
		C Blake	1								
Race Wins		Adult				Junior				Race Wins	
Records		Name	Total	2026	Name	Total	2026	Records			
All Time		L Pateman	125	1	JJ Hughes-Dowd	58	5	All Time			
L Pateman	125	S Goodlip	106	2	J Woodhouse	15	5	JJ Hughes-Dowd	58		
Season		N Sismey	86		L Whittaker	3	2	Season			
W Lander	16	A Smith	81	1	E Woodhouse	2		JJ Hughes-Dowd	23		
		R Litherland	13	7	B Crunden	2	1				
		C Bowles	13	2	J Graham	1					
		L Smith	4		M Blake	1					
		JJ Hughes-Dowd	3								
		A Woodhouse	2								
Fast Laps		Adult				Junior				Fast Laps	
Records		Name	Total	2026	Name	Total	2026	Records			
All Time		L Pateman	296	2	JJ Hughes-Dowd	57	7	All Time			
L Pateman	296	A Smith	95	4	J Woodhouse	9	4	J Sismey	59		
Season		S Goodlip	77		E Woodhouse	5		Season			
L Pateman	19	N Sismey	52		L Whittaker	4	2	JJ Hughes-Dowd	22		
A Smith	19	C Bowles	13	4	B Crunden	3					
		L Smith	10	2	J Graham	1					
		R Litherland	4	1							
		B Johnson	2								
		JJ Hughes-Dowd	1								
		D Hughes-Dowd	1								
		C Blake	1								
		M Graham	1								
Race Laps		Adult				Junior				Race Laps	
Records		Name	Total	2026	Name	Total	2026	Records			
All Time		L Pateman	194	2	JJ Hughes-Dowd	58	7	All Time			
L Pateman	194	A Smith	101	3	J Woodhouse	14	4	R Litherland	63		
Season		N Sismey	91		L Whittaker	3	2	Season			
A Smith	17	S Goodlip	89	1	E Woodhouse	2		A Hall	22		
		L Smith	12		B Crunden	1		JJ Hughes-Dowd	22		
		R Litherland	10	6							
		C Bowles	7	1							
		JJ Hughes-Dowd	4								
		A Woodhouse	2								

Current Members Best Ever Position Records after DHORC 764																			
Qualifying				Final Position				Fastest Laps				Race Laps							
Pos	Adult	DHORC	Gap	Date	Pos	Adult	DHORC	Gap	Date	Pos	Adult	DHORC	Gap	Date	Pos	Adult	DHORC	Gap	Date
1	R Litherland	764	0	12-May-26	1	R Litherland	764	0	12-May-26	1	A Smith	764	0	12-May-26	1	R Litherland	764	0	12-May-26
1	A Smith	762	2	29-Apr-26	1	C Bowles	763	1	12-May-26	1	L Pateman	763	1	12-May-26	1	C Bowles	763	1	12-May-26
1	C Bowles	761	3	29-Apr-26	1	A Smith	762	2	29-Apr-26	1	R Litherland	759	5	31-Mar-26	1	A Smith	762	2	29-Apr-26
1	L Smith	757	7	10-Mar-26	1	L Pateman	755	9	17-Feb-26	1	C Bowles	758	6	10-Mar-26	1	L Pateman	755	9	17-Feb-26
1	L Pateman	755	9	17-Feb-26	1	S Goodlip	753	11	27-Jan-26	1	L Smith	757	7	10-Mar-26	1	L Smith	749	15	25-Nov-25
1	S Goodlip	754	10	27-Jan-26	1	A Woodhouse	737	27	22-Jul-25	1	N Sismey	742	22	23-Sep-25	1	S Goodlip	747	17	11-Nov-25
1	C Blake	737	27	22-Jul-25	1	JJ Hughes-Dowd	702	62	23-Jul-24	1	N Sismey	739	25	22-Jul-25	1	A Woodhouse	737	27	22-Jul-25
1	D Hughes-Dowd	703	61	23-Jul-24	1	N Sismey	673	91	25-Jul-23	1	B Johnson	738	26	22-Jul-25	1	JJ Hughes-Dowd	702	62	23-Jul-24
1	JJ Hughes-Dowd	696	68	04-Jun-24	1	L Smith	566	198	24-Feb-18	1	C Blake	737	27	22-Jul-25	1	N Sismey	673	91	25-Jul-23
1	N Sismey	672	92	25-Jul-23	2	B Johnson	738	26	22-Jul-25	1	D Hughes-Dowd	736	28	22-Jul-25	2	B Johnson	738	26	22-Jul-25
2	D Latham	737	27	22-Jul-25	3	G Reynolds	737	27	22-Jul-25	1	M Graham	703	61	23-Jul-24	3	G Reynolds	737	27	22-Jul-25
2	A Woodhouse	674	90	25-Jul-23	3	D Latham	704	60	23-Jul-24	2	D Latham	737	27	22-Jul-25	3	D Latham	704	60	23-Jul-24
3	B Johnson	736	28	22-Jul-25	3	L Blacker	673	91	25-Jul-23	3	S Whittaker	747	17	11-Nov-25	3	L Blacker	674	90	25-Jul-23
4	M Graham	763	1	12-May-26	4	M Graham	702	62	23-Jul-24	3	G Reynolds	737	27	22-Jul-25	4	J Crunden	759	5	31-Mar-26
4	J Crunden	756	8	17-Feb-26	4	S Gray	672	92	25-Jul-23	3	A Woodhouse	736	28	22-Jul-25	4	D Hughes-Dowd	746	18	21-Oct-25
4	S Gray	705	59	23-Jul-24	5	N Jarram	761	3	29-Apr-26	3	L Blacker	691	73	09-Apr-24	4	M Graham	702	62	23-Jul-24
4	L Blacker	650	114	27-Sep-22	5	C Blake	739	25	22-Jul-25	4	J Crunden	760	4	31-Mar-26	4	S Gray	672	92	25-Jul-23
5	N Jarram	761	3	29-Apr-26	5	J Crunden	736	28	22-Jul-25	4	S Gray	705	59	23-Jul-24	4	M Blood	423	136	11-Sep-12
5	S Whittaker	742	22	23-Sep-25	6	S Whittaker	728	36	29-Apr-25	6	N Jarram	761	3	29-Apr-26	6	S Whittaker	729	35	13-May-25
6	J Dudley	736	28	22-Jul-25	6	D Hughes-Dowd	709	55	24-Sep-24	6	JJ Hughes-Dowd	670	94	18-Jul-23	7	N Jarram	761	3	29-Apr-26
9	R Goodere	761	3	29-Apr-26	7	R Goodere	764	0	12-May-26	6	M Blood	423	341	11-Sep-12	7	J Dudley	736	28	22-Jul-25
10	M Grettton	760	4	31-Mar-26	7	J Dudley	736	28	22-Jul-25	8	J Dudley	736	28	22-Jul-25	8	R Goodere	764	0	12-May-26
10	M Grettton	759	5	31-Mar-26	9	M Grettton	753	11	27-Jan-26	9	R Goodere	764	0	12-May-26	9	C Blake	762	2	29-Apr-26
11	G Reynolds	761	3	29-Apr-26	9	M Blood	422	342	28-Aug-12	12	M Grettton	759	5	31-Mar-26	11	M Grettton	760	4	31-Mar-26
Pos	Junior	DHORC	Gap	Date	Pos	Junior	DHORC	Gap	Date	Pos	Junior	DHORC	Gap	Date	Pos	Junior	DHORC	Gap	Date
1	L Whittaker	764	0	12-May-26	1	L Whittaker	764	0	12-May-26	1	L Whittaker	764	0	12-May-26	1	L Whittaker	764	0	12-May-26
1	J Woodhouse	762	2	29-Apr-26	1	J Woodhouse	762	2	29-Apr-26	1	J Woodhouse	762	2	29-Apr-26	1	J Woodhouse	762	2	29-Apr-26
1	B Crunden	760	4	31-Mar-26	1	B Crunden	760	4	31-Mar-26	1	JJ Hughes-Dowd	758	6	10-Mar-26	1	JJ Hughes-Dowd	758	6	10-Mar-26
1	JJ Hughes-Dowd	758	6	10-Mar-26	1	JJ Hughes-Dowd	756	8	17-Feb-26	1	B Crunden	745	19	30-Sep-25	1	B Crunden	736	28	22-Jul-25
1	J Graham	737	27	22-Jul-25	1	M Blake	751	13	16-Dec-25	1	J Graham	737	27	22-Jul-25	1	E Woodhouse	705	59	23-Jul-24
1	E Woodhouse	674	90	25-Jul-23	1	J Graham	734	30	15-Jul-25	1	E Woodhouse	705	59	23-Jul-24	2	M Blake	725	39	11-Mar-25
2	M Blake	732	32	24-Jun-25	1	E Woodhouse	705	59	23-Jul-24	2	M Blake	722	42	11-Mar-25	2	J Graham	696	68	04-Jun-24
3	C Youart	762	2	29-Apr-26	4	C Youart	761	3	29-Apr-26	4	C Youart	761	3	29-Apr-26	3	C Youart	762	2	29-Apr-26

Next Circuit

CIRCUIT DIJON-PRENOIS®



Where Do We Race Next?

What Are The Records?

Who Has Been On The Podium?



Circuit History

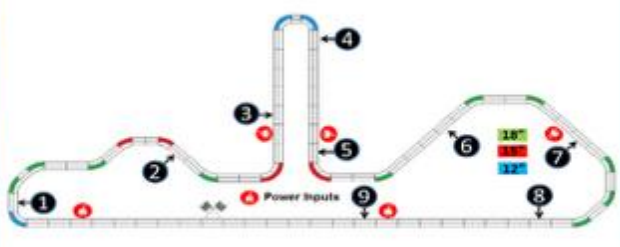
The **Dijon-Prenois** circuit is a short roller coaster ride around the Burgundy countryside, once host to Formula One and World Sportscars but now primarily a domestic venue. While its most prominent days may be behind it, it will always have the distinction of hosting one of the most thrilling F1 duels, when Gilles Villeneuve and Rene Arnoux engaged in a memorable battle in the closing stages of the 1979 race.

Relatively short but with considerable elevation change and noted for its sweeping corners, the layout tends to promote close and frenetic racing.

While more recent decades have seen the visit of the FIA GT Championship and the DTM for one-off events, today the circuit is best known as a hub for historic racing, including the Grand Prix de l'Age d'Or.

Round 14		Dijon-Prenois (France)					Round 15	
Previous Results								
	Adults		1st	2nd	3rd			
DHRC 619 F1	17-Aug 2021	98'6"	A Smith	D Garbett	P Rees			
DHRC 620 GC	17-Aug 2021	98'6"	A Smith	L Pateman	R Litherland			
DHRC 627 F1	09-Nov 2021	98'6"	A Smith	N Sismey	A Turnbull			
DHRC 628 GC	09-Nov 2021	98'6"	A Smith	R Litherland	G Peach/A Turnbull			
DHRC 640 F1	26-Apr 2022	98'6"	S Goodlip	P Rees	A Smith			
DHRC 641 GC	26-Apr 2022	98'6"	L Pateman	A Smith	R Litherland			
DHRC 653 F1	08-Nov 2022	98'6"	A Smith	C Bowles	S Goodlip			
DHRC 654 GC	08-Nov 2022	98'6"	L Pateman	A Smith	S Goodlip			
DHRC 730 F1	03-Jun 2025	98'6"	S Goodlip	A Smith	R Litherland			
DHRC 731 GC	03-Jun 2025	98'6"	A Smith	R Litherland	R Litherland			
DHRC 765 F1	02-Jun 2026	98'6"						
DHRC 766 GC	02-Jun 2026	98'6"						
	Juniors		1st	2nd	3rd			
DHRC 619 F1	17-Aug 2021	98'6"	N/A	N/A	N/A			
DHRC 620 GC	17-Aug 2021	98'6"	N/A	N/A	N/A			
DHRC 627 F1	09-Nov 2021	98'6"	H Smith	J Lawson				
DHRC 628 GC	09-Nov 2021	98'6"	H Smith	J Lawson				
DHRC 640 F1	26-Apr 2022	98'6"	J Thompson	H Smith	T Kerr			
DHRC 641 GC	26-Apr 2022	98'6"	H Smith	L Bowles	J Thompson			
DHRC 653 F1	08-Nov 2022	98'6"	L Bowles	T Stevenson	J Thompson			
DHRC 654 GC	08-Nov 2022	98'6"	L Bowles	JJ Hughes-Dowd	J Lawson			
DHRC 730 F1	03-Jun 2025	98'6"	JT Hughes-Dowd	JJ Hughes-Dowd	B Crunden			
DHRC 731 GC	03-Jun 2025	98'6"	JT Hughes-Dowd	JJ Hughes-Dowd	Z Brazell			
DHRC 765 F1	02-Jun 2026	98'6"						
DHRC 766 GC	02-Jun 2026	98'6"						
Circuit Records			Lap Length 98'6"					
Qualifying								
F1	A Smith	09Nov21	54.4 Laps					
GC	A Smith	08Nov22	72.7 Laps					
Fastest Laps								
F1	A Smith	09Nov21	5.71 secs					
GC	L Pateman	17Aug21	4.25 secs					
Race Laps								
F1	A Smith	09Nov21	28.6 Laps					
GC	L Pateman	17Aug21	38.1 Laps					
Final Points								
6.5 Points	D Turnbull	08Nov22						



DHRC 765 & 766



Dijon Best Off Chart 1

Qualifying Combined					Final Points			
Pos	Adult	Laps	MPH	Date	Pos	Adult	Pts	Date
1	A Smith (M)	N/A	N/A	N/A	1	D Turnbull	6.5	08-Nov-22
1	A Stevenson	N/A	N/A	N/A	2	J Lamb	5.5	09-Nov-21
1	A Thompson	N/A	N/A	N/A	2	L Blacker	5.5	03-Jun-25
1	A Turnbull	N/A	N/A	N/A	4	L Smith	5.0	17-Aug-21
1	C Blake	N/A	N/A	N/A	5	C Bowles	4.5	26-Apr-22
1	C Bowles	N/A	N/A	N/A	6	A Turnbull	3.5	26-Apr-22
1	C Cooper	N/A	N/A	N/A	6	D Edwards	3.5	26-Apr-22
1	D Edwards	N/A	N/A	N/A	6	S Smith	3.5	26-Apr-22
1	D Garbett (M)	N/A	N/A	N/A	6	H Smith	3.5	08-Nov-22
1	D Hughes-Dowd	N/A	N/A	N/A	6	JJ Hughes-Dowd	3.5	08-Nov-22
1	D Latham	N/A	N/A	N/A	11	N Sismey (M)	3.0	17-Aug-21
1	D Turnbull	N/A	N/A	N/A	11	G Peach (M)	3.0	09-Nov-21
1	G Peach (M)	N/A	N/A	N/A	11	R Lawson	3.0	09-Nov-21
1	G Reynolds (M)	N/A	N/A	N/A	11	A Smith (M)	3.0	26-Apr-22
1	H Smith	N/A	N/A	N/A	11	R Litherland	3.0	26-Apr-22
1	J Crunden	N/A	N/A	N/A	11	D Garbett (M)	3.0	08-Nov-22
1	J Dudley	N/A	N/A	N/A	11	S Goodlip	3.0	08-Nov-22
1	J Lamb	N/A	N/A	N/A	18	C Cooper	2.5	09-Nov-21
1	J Lawson	N/A	N/A	N/A	18	S Gray (M)	2.5	08-Nov-22
1	JJ Hughes-Dowd	N/A	N/A	N/A	18	G Reynolds (M)	2.5	03-Jun-25
1	K Spink	N/A	N/A	N/A	21	L Pateman	2.0	26-Apr-22
1	L Blacker	N/A	N/A	N/A	21	D Hughes-Dowd	2.0	03-Jun-25
1	L Edwards	N/A	N/A	N/A	21	J Crunden	2.0	03-Jun-25
1	L Pateman	N/A	N/A	N/A	24	P Rees (M)	1.5	17-Aug-21
1	L Smith	N/A	N/A	N/A	24	M Dutson	1.5	26-Apr-22
1	M Dutson	N/A	N/A	N/A	24	D Latham	1.5	03-Jun-25
1	N Sismey (M)	N/A	N/A	N/A	24	C Blake	1.5	03-Jun-25
1	P Rees (M)	N/A	N/A	N/A	24	S Whittaker	1.5	03-Jun-25
1	R Lawson	N/A	N/A	N/A	29	L Edwards	1.0	17-Aug-21
1	R Litherland	N/A	N/A	N/A	29	K Spink	1.0	03-Jun-25
1	S Goodlip	N/A	N/A	N/A	29	J Dudley	1.0	03-Jun-25
1	S Gray (M)	N/A	N/A	N/A	32	J Lawson	0.5	08-Nov-22
1	S Kerr	N/A	N/A	N/A	33	A Thompson	0.0	26-Apr-22
1	S Smith	N/A	N/A	N/A	33	S Kerr	0.0	26-Apr-22
1	S Whittaker	N/A	N/A	N/A	33	A Stevenson	0.0	08-Nov-22
Pos	Junior	Laps	MPH	Date	Pos	Junior	Pts	Date
1	B Crunden	N/A	N/A	N/A	1	T Stevenson	3.5	08-Nov-22
1	E Doyle	N/A	N/A	N/A	1	JJ Hughes-Dowd	3.5	08-Nov-22
1	H Smith	N/A	N/A	N/A	3	T Kerr	3.0	26-Apr-22
1	J Lawson	N/A	N/A	N/A	3	B Crunden	3.0	03-Jun-25
1	J Thompson	N/A	N/A	N/A	3	Z Brazell	3.0	03-Jun-25
1	JJ Hughes-Dowd	N/A	N/A	N/A	6	E Doyle	2.5	26-Apr-22
1	JT Hughes-Dowd	N/A	N/A	N/A	7	H Smith	2.0	09-Nov-21
1	L Bowles	N/A	N/A	N/A	7	J Thompson	2.0	26-Apr-22
1	L Whittaker	N/A	N/A	N/A	7	L Bowles	2.0	08-Nov-22
1	M Blake	N/A	N/A	N/A	7	JT Hughes-Dowd	2.0	03-Jun-25
1	T Kerr	N/A	N/A	N/A	11	J Lawson	1.5	08-Nov-22
1	T Stevenson	N/A	N/A	N/A	11	M Blake	1.5	03-Jun-25
1	Z Brazell	N/A	N/A	N/A	13	L Whittaker	1.0	03-Jun-25

Dijon Best Off Chart 2 - F1

Qualifying					Fastest Laps					Race Laps				
Pos	Adult	Laps	MPH	Date	Pos	Adult	Time	MPH	Date	Pos	Adult	Laps	MPH	Date
1	A Smith (M)	54.4	10.148	09-Nov-21	1	A Smith (M)	5.71	11.762	09-Nov-21	1	A Smith (M)	28.6	10.671	09-Nov-21
2	P Rees (M)	51.5	9.607	26-Apr-22	2	D Garbett (M)	5.86	11.461	17-Aug-21	2	S Goodlip	27.2	10.148	03-Jun-25
3	S Goodlip	51.3	9.570	03-Jun-25	3	S Goodlip	5.92	11.344	03-Jun-25	3	D Garbett (M)	26.8	9.999	17-Aug-21
4	D Garbett (M)	50.6	9.440	17-Aug-21	4	C Bowles	5.99	11.212	08-Nov-22	3	C Bowles	26.8	9.999	08-Nov-22
5	C Bowles	49.7	9.272	26-Apr-22	5	L Pateman	6.09	11.028	08-Nov-22	5	P Rees (M)	26.7	9.962	09-Nov-21
6	N Sismey (M)	49.1	9.160	17-Aug-21	6	P Rees (M)	6.11	10.992	09-Nov-21	6	L Smith	26.0	9.701	03-Jun-25
7	L Pateman	48.8	9.104	17-Aug-21	7	L Smith	6.14	10.938	03-Jun-25	7	N Sismey (M)	25.3	9.440	17-Aug-21
8	G Peach (M)	48.6	9.066	17-Aug-21	8	A Turnbull	6.27	10.711	08-Nov-22	8	L Pateman	25.2	9.402	17-Aug-21
9	R Litherland	47.3	8.824	03-Jun-25	9	G Peach (M)	6.30	10.660	17-Aug-21	8	G Peach (M)	25.2	9.402	17-Aug-21
10	A Turnbull	46.1	8.600	09-Nov-21	10	N Sismey (M)	6.39	10.510	09-Nov-21	8	A Turnbull	25.2	9.402	09-Nov-21
11	S Gray (M)	45.4	8.470	09-Nov-21	11	D Edwards	6.41	10.477	26-Apr-22	11	D Edwards	24.4	9.104	26-Apr-22
12	L Smith	44.1	8.227	03-Jun-25	12	L Blacker	6.50	10.332	08-Nov-22	12	R Litherland	24.3	9.066	03-Jun-25
13	D Latham	43.3	4.039	03-Jun-25	13	R Litherland	6.58	10.207	03-Jun-25	13	C Cooper	23.6	8.805	09-Nov-21
14	D Turnbull	42.9	8.003	03-Jun-25	14	S Gray (M)	6.90	9.733	09-Nov-21	13	L Blacker	23.6	8.805	08-Nov-22
15	D Edwards	41.5	7.742	26-Apr-22	15	J Lamb	6.92	9.705	17-Aug-21	15	S Gray (M)	23.4	8.731	09-Nov-21
16	L Blacker	40.2	7.499	08-Nov-22	16	D Turnbull	6.99	9.608	08-Nov-22	16	D Turnbull	23.0	8.581	08-Nov-22
17	L Edwards	39.6	7.388	26-Apr-22	16	D Latham	6.99	9.608	03-Jun-25	17	D Hughes-Dowd	22.5	8.395	03-Jun-25
18	R Lawson	38.8	7.238	09-Nov-21	18	H Smith	7.10	9.459	08-Nov-22	18	R Lawson	22.3	8.320	09-Nov-21
19	J Lamb	38.6	7.201	09-Nov-21	19	R Lawson	7.12	9.432	09-Nov-21	19	D Latham	22.1	8.246	03-Jun-25
20	J Crunden	37.0	3.451	03-Jun-25	19	C Cooper	7.12	9.432	09-Nov-21	20	J Crunden	22.0	8.208	03-Jun-25
21	S Smith	36.4	6.791	09-Nov-21	21	JJ Hughes-Dowd	7.22	9.302	08-Nov-22	21	L Edwards	21.6	8.059	26-Apr-22
22	A Stevenson	35.9	3.349	08-Nov-22	22	J Lawson	7.23	9.289	08-Nov-22	22	S Smith	21.1	7.873	09-Nov-21
23	A Thompson	35.8	6.679	08-Nov-22	22	D Hughes-Dowd	7.23	9.289	03-Jun-25	23	J Lamb	21.0	7.835	09-Nov-21
24	JJ Hughes-Dowd	35.5	3.311	08-Nov-22	24	L Edwards	7.30	9.200	17-Aug-21	24	J Lawson	20.1	7.499	08-Nov-22
25	J Lawson	35.3	3.293	08-Nov-22	25	S Whittaker	7.31	9.187	03-Jun-25	25	A Thompson	19.8	7.388	08-Nov-22
26	S Whittaker	34.9	3.255	03-Jun-25	26	J Crunden	7.35	9.137	03-Jun-25	26	S Whittaker	19.6	7.313	03-Jun-25
27	C Cooper	32.9	6.138	09-Nov-21	27	S Smith	7.37	9.112	26-Apr-22	27	A Stevenson	19.3	7.201	08-Nov-22
28	D Hughes-Dowd	31.9	2.976	03-Jun-25	28	A Stevenson	7.92	8.480	08-Nov-22	28	H Smith	19.1	7.126	08-Nov-22
29	H Smith	31.8	2.966	08-Nov-22	29	G Reynolds (M)	8.00	8.395	03-Jun-25	28	G Reynolds (M)	19.1	7.126	03-Jun-25
30	S Kerr	31.0	5.783	26-Apr-22	30	S Kerr	8.20	8.190	26-Apr-22	30	JJ Hughes-Dowd	18.2	6.791	08-Nov-22
31	C Blake	30.5	2.845	03-Jun-25	31	J Dudley	8.34	8.053	03-Jun-25	31	C Blake	17.0	6.343	03-Jun-25
32	G Reynolds (M)	29.6	2.761	03-Jun-25	32	A Thompson	8.40	7.995	26-Apr-22	32	K Spink	16.6	6.194	03-Jun-25
33	J Dudley	27.1	2.528	03-Jun-25	33	K Spink	8.49	7.910	03-Jun-25	33	J Dudley	16.2	6.044	03-Jun-25
34	M Dutson	26.2	4.888	26-Apr-22	34	C Blake	8.66	7.755	03-Jun-25	34	S Kerr	16.1	6.007	26-Apr-22
35	K Spink	23.5	2.192	03-Jun-25	35	M Dutson	8.89	7.554	26-Apr-22	35	M Dutson	14.1	5.261	26-Apr-22
Pos	Junior	Laps	MPH	Date	Pos	Junior	Time	MPH	Date	Pos	Junior	Laps	MPH	Date
1	JJ Hughes-Dowd	44.1	4.113	03-Jun-25	1	H Smith	6.52	10.300	09-Nov-21	1	JT Hughes-Dowd	23.6	8.805	03-Jun-25
2	H Smith	40.7	7.593	09-Nov-21	2	Z Brazell	6.94	9.677	03-Jun-25	2	JJ Hughes-Dowd	22.9	8.544	03-Jun-25
3	L Bowles	38.7	7.220	08-Nov-22	3	L Bowles	7.07	9.499	08-Nov-22	3	L Bowles	21.3	7.947	08-Nov-22
4	JT Hughes-Dowd	36.7	3.423	03-Jun-25	4	JJ Hughes-Dowd	7.22	9.302	08-Nov-22	4	H Smith	20.5	7.649	09-Nov-21
5	J Thompson	35.4	6.604	08-Nov-22	5	J Lawson	7.23	9.289	08-Nov-22	5	J Thompson	20.4	7.611	08-Nov-22
6	J Lawson	35.3	6.585	08-Nov-22	5	JT Hughes-Dowd	7.23	9.289	03-Jun-25	6	B Crunden	20.2	7.537	03-Jun-25
7	Z Brazell	33.6	3.134	03-Jun-25	7	J Thompson	7.35	9.137	08-Nov-22	7	J Lawson	20.1	7.499	08-Nov-22
8	L Whittaker	32.3	3.013	03-Jun-25	8	B Crunden	7.41	9.063	03-Jun-25	8	Z Brazell	19.3	7.201	03-Jun-25
9	M Blake	30.5	2.845	03-Jun-25	9	L Whittaker	7.95	8.448	03-Jun-25	9	M Blake	18.9	7.052	03-Jun-25
10	B Crunden	29.9	2.789	03-Jun-25	10	M Blake	8.21	8.180	03-Jun-25	10	T Stevenson	18.2	6.791	08-Nov-22
11	T Kerr	26.7	4.981	26-Apr-22	11	T Stevenson	8.52	7.883	08-Nov-22	11	L Whittaker	17.6	6.567	03-Jun-25
12	E Doyle	25.6	4.776	26-Apr-22	12	T Kerr	8.77	7.658	26-Apr-22	12	T Kerr	15.8	5.895	26-Apr-22
13	T Stevenson	25.5	2.379	08-Nov-22	13	E Doyle	9.91	6.777	26-Apr-22	13	E Doyle	13.1	4.888	26-Apr-22

Dijon-Prenois Best Off Chart 3 - GC

Qualifying					Fastest Laps					Race Laps				
Pos	Adult	Laps	MPH	Date	Pos	Adult	Time	MPH	Date	Pos	Adult	Laps	MPH	Date
1	A Smith (M)	72.7	13.562	08-Nov-22	1	L Pateman	4.25	15.802	17-Aug-21	1	L Pateman	38.1	14.215	17-Aug-21
2	L Pateman	70.6	13.171	17-Aug-21	2	A Smith (M)	4.27	15.728	17-Aug-21	2	A Smith (M)	37.7	14.066	09-Nov-21
3	R Litherland	64.8	12.089	03-Jun-25	3	R Litherland	4.70	14.289	09-Nov-21	3	R Litherland	34.1	12.723	03-Jun-25
4	A Turnbull	63.4	11.827	09-Nov-21	4	J Lamb	4.81	13.962	17-Aug-21	4	S Goodlip	33.2	12.387	26-Apr-22
5	S Goodlip	61.8	11.529	26-Apr-22	5	G Peach (M)	4.87	13.790	09-Nov-21	5	G Peach (M)	32.8	12.238	09-Nov-21
6	N Sismey (M)	61.6	11.492	26-Apr-22	6	S Goodlip	4.94	13.595	08-Nov-22	6	C Bowles	32.5	12.126	08-Nov-22
7	G Peach (M)	61.4	11.454	08-Nov-22	7	C Bowles	4.95	13.567	08-Nov-22	7	A Turnbull	32.2	12.014	09-Nov-21
8	L Smith	60.9	11.361	03-Jun-25	8	D Garbett (M)	4.97	13.513	09-Nov-21	8	L Smith	31.9	11.902	17-Aug-21
9	C Bowles	58.3	10.876	08-Nov-22	9	L Smith	4.98	13.486	03-Jun-25	9	J Lamb	31.2	11.641	09-Nov-21
10	D Garbett (M)	58.0	10.820	17-Aug-21	10	A Turnbull	5.07	13.246	08-Nov-22	10	D Garbett (M)	31.1	11.604	09-Nov-21
11	P Rees (M)	58.0	10.820	26-Apr-22	11	N Sismey (M)	5.26	12.768	03-Jun-25	11	N Sismey (M)	31.1	11.604	26-Apr-22
12	L Blacker	56.8	10.596	08-Nov-22	12	C Cooper	5.28	12.720	09-Nov-21	12	P Rees (M)	31.0	11.566	26-Apr-22
13	J Lamb	55.2	10.298	17-Aug-21	13	L Blacker	5.31	12.648	08-Nov-22	13	L Blacker	30.9	11.529	03-Jun-25
14	D Edwards	55.1	10.279	17-Aug-21	14	P Rees (M)	5.36	12.530	26-Apr-22	14	D Turnbull	30.8	11.492	08-Nov-22
15	C Cooper	54.3	10.130	09-Nov-21	15	D Turnbull	5.40	12.437	08-Nov-22	15	C Cooper	29.9	11.156	09-Nov-21
16	D Turnbull	53.7	10.018	03-Jun-25	16	D Edwards	5.50	12.211	17-Aug-21	16	R Lawson	28.9	10.783	08-Nov-22
17	R Lawson	52.8	9.850	08-Nov-22	17	JJ Hughes-Dowd	5.67	11.845	08-Nov-22	17	D Edwards	28.0	10.447	17-Aug-21
18	J Lawson	52.1	4.860	08-Nov-22	18	C Blake	5.73	11.721	03-Jun-25	18	J Lawson	26.7	9.962	08-Nov-22
19	S Whittaker	51.8	4.832	03-Jun-25	19	K Spink	5.79	11.599	03-Jun-25	19	J Crunden	26.6	9.925	03-Jun-25
20	H Smith	50.5	4.710	08-Nov-22	20	S Whittaker	5.80	11.579	03-Jun-25	20	S Whittaker	26.3	9.813	03-Jun-25
21	S Smith	49.5	9.234	09-Nov-21	21	R Lawson	5.83	11.520	08-Nov-22	21	D Hughes-Dowd	26.2	9.775	03-Jun-25
22	J Crunden	48.7	4.543	03-Jun-25	22	H Smith	5.84	11.500	08-Nov-22	22	JJ Hughes-Dowd	26.1	9.738	08-Nov-22
23	D Latham	48.6	4.533	03-Jun-25	23	J Crunden	5.87	11.441	03-Jun-25	22	C Blake	26.1	9.738	03-Jun-25
24	JJ Hughes-Dowd	48.1	4.487	08-Nov-22	24	J Lawson	5.88	11.422	08-Nov-22	24	S Gray (M)	26.0	9.701	09-Nov-21
25	D Hughes-Dowd	47.5	4.431	03-Jun-25	25	S Gray (M)	5.93	11.325	08-Nov-22	25	S Smith	25.6	9.552	09-Nov-21
26	S Gray (M)	47.2	8.805	09-Nov-21	26	D Hughes-Dowd	5.97	11.249	03-Jun-25	25	H Smith	25.6	9.552	08-Nov-22
27	C Blake	45.8	4.272	03-Jun-25	27	A Thompson	6.00	11.193	08-Nov-22	27	D Latham	25.1	9.365	03-Jun-25
28	L Edwards	45.2	8.432	17-Aug-21	28	D Latham	6.05	11.101	03-Jun-25	28	A Thompson	24.7	9.216	08-Nov-22
29	K Spink	44.9	4.188	03-Jun-25	29	S Smith	6.10	11.010	08-Nov-22	29	L Edwards	24.3	9.066	17-Aug-21
30	A Thompson	42.4	7.910	26-Apr-22	30	L Edwards	6.15	10.920	17-Aug-21	30	K Spink	23.0	8.581	03-Jun-25
30	J Dudley	42.4	3.955	03-Jun-25	31	M Dutton	6.26	10.728	26-Apr-22	31	G Reynolds (M)	22.6	8.432	03-Jun-25
32	G Reynolds (M)	40.7	3.796	03-Jun-25	32	A Stevenson	6.36	10.560	08-Nov-22	32	J Dudley	22.3	8.320	03-Jun-25
33	A Stevenson	40.6	3.787	08-Nov-22	33	G Reynolds (M)	6.53	10.285	03-Jun-25	33	S Kerr	21.1	7.873	26-Apr-22
34	S Kerr	39.6	7.388	26-Apr-22	34	J Dudley	6.78	9.905	03-Jun-25	33	A Stevenson	21.1	7.873	08-Nov-22
35	M Dutton	35.9	6.697	26-Apr-22	35	S Kerr	6.79	9.891	26-Apr-22	35	M Dutton	21.0	7.835	26-Apr-22
Pos	Junior	Laps	MPH	Date	Pos	Junior	Time	MPH	Date	Pos	Junior	Laps	MPH	Date
1	L Bowles	53.0	9.887	08-Nov-22	1	H Smith	5.51	12.189	09-Nov-21	1	JT Hughes-Dowd	30.0	11.193	03-Jun-25
2	JJ Hughes-Dowd	52.2	4.869	03-Jun-25	2	JJ Hughes-Dowd	5.60	11.993	08-Nov-22	2	JJ Hughes-Dowd	28.1	10.484	03-Jun-25
3	J Lawson	52.1	9.719	08-Nov-22	3	Z Brazell	5.66	11.866	03-Jun-25	3	L Bowles	27.7	10.335	08-Nov-22
4	JT Hughes-Dowd	51.8	4.832	03-Jun-25	4	JT Hughes-Dowd	5.72	11.741	03-Jun-25	4	Z Brazell	26.8	9.999	03-Jun-25
5	H Smith	50.5	9.421	08-Nov-22	5	L Bowles	5.75	11.680	08-Nov-22	5	J Lawson	26.4	9.850	08-Nov-22
6	B Crunden	44.9	4.188	03-Jun-25	6	B Crunden	5.86	11.461	03-Jun-25	6	H Smith	25.6	9.552	08-Nov-22
7	M Blake	44.5	4.151	03-Jun-25	7	J Thompson	5.87	11.441	08-Nov-22	7	M Blake	24.7	9.216	03-Jun-25
8	L Whittaker	43.3	4.039	03-Jun-25	7	M Blake	5.87	11.441	03-Jun-25	8	B Crunden	24.6	9.178	03-Jun-25
9	Z Brazell	41.3	3.852	03-Jun-25	9	L Whittaker	6.09	11.028	03-Jun-25	9	J Thompson	24.2	9.029	08-Nov-22
10	J Thompson	40.6	7.574	08-Nov-22	10	J Lawson	6.19	10.850	08-Nov-22	10	L Whittaker	23.2	8.656	03-Jun-25
11	T Stevenson	36.8	3.433	08-Nov-22	11	E Doyle	6.65	10.099	26-Apr-22	11	E Doyle	20.1	7.499	26-Apr-22
12	E Doyle	35.1	6.548	26-Apr-22	12	T Stevenson	7.40	9.076	08-Nov-22	12	T Stevenson	18.7	6.977	08-Nov-22
13	T Kerr	27.3	5.093	26-Apr-22	13	T Kerr	7.75	8.666	26-Apr-22	13	T Kerr	17.1	6.380	26-Apr-22

Visit dhorc.co.uk or Find us on **facebook**

Derby HO Racing Club



TOMY AFX TYCO **Carrera DIGITAL**

Club Night

R&R

Rules & Regulations 2026



Derby HO Racing Club  www.dhorc.co.uk

Derby HO Racing Club  www.dhorc.co.uk

dhorc **dhorc**

Home of HO Le Mans **TOMY AFX TYCO** **SmartRa** **Carrera DIGITAL**

<https://dhorc.co.uk/wp-content/uploads/2025/12/DHORC-Rules-Regs-2026-1.pdf>



LEXAN BODY CATALOGUE

Legends

SWB = 38mm (1.5")
between axle centres

LWB = 41mm (1.6")
between axle centres



AC Cobra
Convertible
LWB



Acura NSX
GT3 2017
LWB
30mm Clip



Alfa Romeo 155
Touring Car
LWB
29mm Clip



Alfa Romeo
BTCC
LWB
30mm Clip



Alfa Romeo
TZ3 Corsa
SWB
29mm Clip



Aston Martin
Vantage GT3
LWB



Audi
R8LMS GT3
LWB



Audi S3
BTCC
LWB
27mm Clip



Austin
Mini Cooper
SWB
28mm Clip



Bentley
Continental GT3
LWB
30mm Clip










BMW
320i Turbo Grp5
SWB
27mm Clip




BMW 1 Series
BTCC
LWB
29mm Clip








































BMW
M1
SWB
30mm Clip
















			
BMW M3 GT2 LWB 27mm Clip	BMW Z4 GT3 LWB	BMW Z8 Convertible LWB 30mm Clip	Bugatti EB110 SWB 32mm Clip
			
Bugatti Veyron LWB 31mm Clip			
			
Chevrolet Nastruck LWB 30mm Clip	Chevron B19 SWB or LWB 29mm Clip	Corvette C5r GT SWB 30mm Clip	Corvette C7r GT 2017 LWB 31mm Clip
			
Corvette C8r GT3 LWB	Corvette Daytona Prototype SWB 30mm Clip	Corvette 1969 Stingray SWB 30mm Clip	
			
Datsun 240Z SWB 27mm Clip	Datsun Fairlady 2000 LWB 26mm Clip	Dodge Challenger LWB 31mm Clip	

			
Ferrari 250 gt Berlinetta Lusso SWB 30mm Clip	Ferrari 250 GTO LWB 29mm Clip	Ferrari 308 GTb LWB 28mm Clip	Ferrari 365 GTb Daytona SWB 28mm Clip
			
Ferrari 488 Gte LWB 29mm Clip	Ferrari 512 LM SWB or LWB 29mm Clip	Ferrari 575 GTc LWB 30mm Clip	Ferrari 612 Can-Am SWB 32mm Clip
			
Ferrari F40 SWB 32mm Clip	Ferrari Testarossa SWB 32mm Clip	Ford Capri SWB 30mm Clip	Ford Escort SWB 29mm Clip
			
Ford Custom Van LWB 30mm Clip	Ford Focus RS BTCC LWB 29mm Clip	Ford 2006 GT LWB 29mm Clip	Ford 2016 GT LWB Body Pins Only
			
Ford GT40 SWB 29mm Clip	Ford 2005 Mustang LWB 27mm Clip		

			
Honda Civic BTCC LWB 28mm Clip	Honda Integra LWB 28mm Clip	Honda S2000 SWB 26mm Clip	
			
Jaguar D Type LWB 30mm Clip	Jaguar XJ 220 LWB 32mm Clip	Jaguar XJR 5 (Grp 44) SWB 32mm Clip	Jaguar XJR 9 (Grp C) SWB or LWB 33mm Clip
			
Jaguar XKR GT3 LWB 30mm Clip			Koenigsegg CCX LWB 30mm Clip
			
Lamborghini Contach SWB 29mm Clip	Lamborghini Huracan GT3 LWB 32mm Clip	Lamborghini Miura Concept LWB 30mm Clip	Lamborghini Miura Jota SWB 28mm Clip
			
Lancia LC2 SWB 31mm Clip	Lotus Elise LWB 27mm Clip	Lotus Espirit LWB	Lotus Europa LWB 31mm Clip

			
Matchbox Hi-Tailer LWB 33mm Clip	Mazda 787b (Grp C) LWB 30mm Clip	Mazda RX7 SWB 27mm Clip	McLaren F1 GTr LWB
			
McLaren MP4 12C GT3 LWB 28mm Clip	Mercedes Gullwing 300SL SWB	Mercedes 300SLR LWB	Mercedes CLK GTB LWB 30mm Clip
			
Mercedes DTM Car LWB 30mm Clip	MG 6GT BTCC LWB 28mm Clip	Mini Mini Cooper LWB 27mm Clip	Morris Minor LWB 27mm Clip
			
Mustang 1967 GT 500 SWB 30mm Clip	Mustang Mach 1 SWB 30mm Clip		
			
Nascar SWB 32mm Clip	Nissan 300ZX SWB 31mm Clip	Nissan March 86G Gtp SWB or LWB 30mm Clip	Nissan R390 GT LWB 32mm Clip

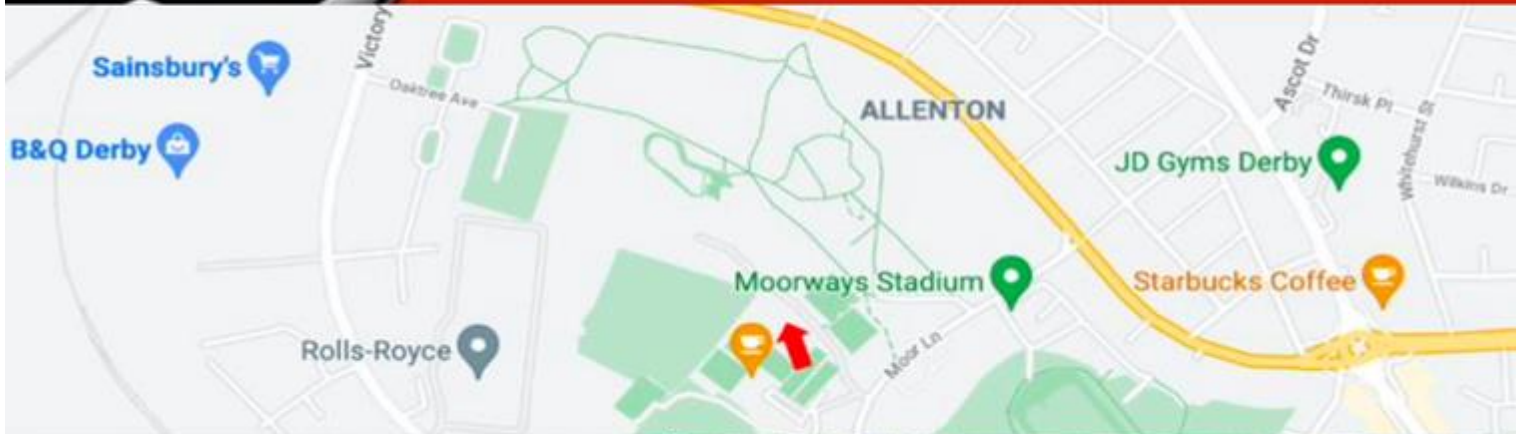
			
Nissan 1989 R89C LWB 32mm Clip	Nissan 1977 Skyline GT-R LWB 27mm Clip	Nissan R32 Skyline SWB 30mm Clip	Nissan Grp C SWB 32mm Clip
			
Pagani Huayra LWB 29mm Clip	Pagini Zonda C12 LWB 30mm Clip	Panoz 1999 LMP-1 LWB 32mm Clip	Peugeot 905 Grp C SWB or LWB 31mm Clip
			
Pontiac 1977 Firebird LWB 30mm Clip	Porsche 908 SWB 29mm Clip	Porsche 910 LWB 32mm Clip	Porsche 911 GT3 SWB 27mm Clip
			
Porsche 911 Turbo RSR GT3 LWB 28mm Clip	Porsche 917 SWB or LWB 31mm Clip	Porsche 934 Turbo RSR SWB 26mm Clip	Porsche 935 Turbo SWB 28mm Clip
			
Porsche 956 Grp C SWB 31mm Clip	Porsche 959 SWB 29mm Clip	Porsche 962 Grp C LWB 32mm Clip	

			
Renault Clio Cup Car LWB 30mm Clip	Renault Clio V6 LWB 29mm Clip	Renault Megane Trophy LWB 30mm Clip	Renault RS01 GT LWB 28mm Clip
			
Saleen S7 LWB	Sauber Mercedes C11 Grp C SWB or LWB 32mm Clip	Shadow MK 11a LWB 31mm Clip	Shelby Cobra Daytona Coupe SWB 31mm Clip
			
Subaru Levorg BTCC LWB 28mm Clip			
			
Toyota 88C-V Grp C SWB or LWB 32mm Clip	Toyota GT-One LWB	Triumph TR7 LWB 28mm Clip	TVR Sagaris LWB
			
Wiesmann GT MF5 SWB or LWB			Zakspeed Grp 5 Capri SWB or LWB 30mm Clip

Where is DHORC?



www.dhorc.co.uk



Derby Leisure & Events
Moor Lane, Allenton,
Derby, DE24 9HY

Nick Sismey
sismey80@hotmail.co.uk
07984339192