

Visit dhorc.co.uk or Find us on **facebook**

Derby HO Racing Club 
www.dhorc.co.uk

dhorc



Race Evening

063

Part 2

SmartRa((e

Carrera
DIGITAL

Rounds 21-23

Fortaleza - GT

26May26

Sprint Races



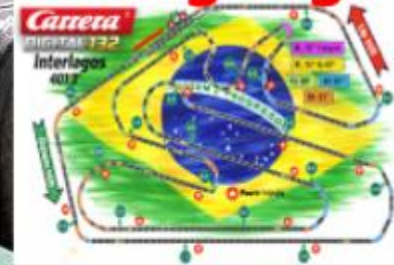
CSL
cslautomation.co.uk



Victor
dominates
Endurance
Races

Steve takes 1st
Sprint Race win

Going Big!



SmartRa((e

Official Timing Partner

woodland
auto centre

ROUND 21

ROUND 22

RND 23 SR 07

01 V de Oliveira
02 M Thorpe
03 S White

01 V de Oliveira
02 M Thorpe
03 S Whittaker

01 S Whittaker
02 V de Oliveira
M Thorpe
S White

DHORC-CD 230

DHORC-CD 231

DHORC-CD 232

News: Fortaleza Heats Up – Three Take 2nd Place – Going Big with Interlagos



About:



History and Key Facts



HO Club founded on 7 July 1992

- DHORC: Derby HO Racing Club ("HO" Is The Scale = 1/64th)
- Tenant at Great Northern Classics, open to all!
- Home of world famous international Le Mans 24 Hour race until 2019.
- Smaller scale version of Scalextric, once set up works all night!
- Four and Eight lane circuits
- Computerised timing
- Statistics for every meeting and every member since July 1992
- Over 30 Club Nights each year
- 50+ circuit designs, up to 567 feet in length
- Eight-lane routed dhorcingham oval
- Two car categories – Tyco open wheel (F1)
 - Tomy SGP, BSRT, VSR, Bulldog enclosed wheel (GC)



Carrera Digital Club 1st race 18 January 2022

- 1/32nd Carrera Digital GT Cars
- 16 Evenings a year, with 15-minute Endurance & 5-minute Sprint Races
- 10+ circuits
- Full computerised timing and stats through SmartRace App



The Club Nights and Magazine Coverage

HO

- Racing starts at 18:45 hours – Finished by 22:00 hours
- Minimum of four 3-minute qualifying races & up to two Finals (F1 & GC) for each member
- Championship points for all members
- Magazine produced for every meeting covering every member & track statistic

Carrera Digital

- Racing starts at 18:00 – Finished by 22:00 hours
- Magazine produced after each evening
- Championship points for all members
- Rules & regulations booklet covering all the DHORC rules produced each year
- Great family atmosphere, a help-all culture

Membership Fees, Car Costs and Prizes

- Adult £40 and junior (under 16) £20 for HO & Carrera, £50/£25 combined
- Only £50 Total expenditure for two cars HO Cars, £65 one Carrera
- All cars and spares can be bought at club
- Adult, Masters (over 56), Junior (16 & under) HO Championships
- Adult & 70+ Carrera Championships





Editorial 063 Part 2



Please find the three Race Reports covering the Fortaleza evening here in Part 2 of this magazine.

Nick Sismey



Front Cover: Victor, Chris and Jag enjoying life at the final turn.

DHORC		Committee...2026		DHORC	
Chairman / Treasurer	Nick Sismey	M 07984 339 192	sismey80@hotmail.co.uk		
Vice Chairman	Phil Rees	M 07912 378 652	dhorcman.p.r@ntlworld.com		
Secretary	Laura Edwards	M 07501 217 254	laurabubbles07@hotmail.co.uk		
CD Spares	Stuart Gray	M 07874 253 955	stuartcgray7@btinternet.com		
HO Spares + HO & CD Race Control	Lewis Blacker	M 07713 059 906	lewisjayblacker@outlook.com		
HO Race Control	Dan Hughes-Dowd	M 07568 480 438	dthd1984@gmail.com		
HO Parc Ferme	Reuben Litherland	M 07775 061 685	rj.litherland@yahoo.com		
HO & CD Race Control	Liam Smith	M 07477 698 158	liam-smith-93@hotmail.co.uk		
Carrera Digital	Victor de Oliveira	M 07841 505 860	vic.deo@hotmail.com		
HO Carrera Digital Scrutineer	Angus Smith	M 07591 813 431	angus@angussmith500.plus.com		
HO Carrera Digital Scrutineer	Simon Goodlip	M 07803 551708	simon.goodlip@sky.com		
Carrera Digital	Steve White	M 07859 999 480	wslotcarsteve@gmail.com		

THIS MAGAZINE IS PUBLISHED AND COPYRIGHT 2026 BY DHORC, AND NO PORTION MAY BE REPRODUCED OR TRANSMITTED WITHOUT WRITTEN PERMISSION, AND MAY CONTAIN ARTICLES AND GRAPHICS REPRINTED WITH THE PERMISSION OF THE ORIGINAL COPYRIGHT HOLDER, WHO RETAINS ALL RIGHTS

Contents.....063 Part 2

Page	Details
003	Editorial
004	Contents
005	Race Report – Fortaleza GT – 26 May 2026 - Round 21
014	Race Report – Fortaleza GT – 26 May 2026 - Round 22
020	Race Report – Fortaleza GT – 26 May 2026 - Round 23 - Sprint Race 07
026	Best Results at Fortaleza
030	Championship Tables
039	Members' Statistics
046	Next Circuit - Fuji Speedway – 16 June 2026 - Rounds 24 - 26
049	Rules & Regulations 2026
050	Razorlite Spares



	2022	2023	2024	2025	2026	2022 - 2026
Club Nights	33	44	63	69	23	232
Average Att	18	24	22	26	28	24
Laps	40,497.6	69,152.3	89,128.9	93,478.7	33,155.5	325,413.0
Feet	5,075,414	8,489,973	12,593,072	13,734,688	5,050,846	44,932,392
Miles	969	1,621	2,402	2,619	957	8,510

Race Report



Fortaleza



Round 21



26th May 2026



Victor de Oliveira dominated the two 15-minute Endurance Races.

Fortaleza Carrera Digital 26May26

Race Groups - Issue 3

Grp	Competitor	Rank	Grp	Competitor	Rank
-----	------------	------	-----	------------	------

A		
A1	S White (ER-1)	2.370
A2	V de Oliveira (ER-1) (SR-2)	2.481
A3	S Whittaker	6.630
A4	A Smith	7.370
A5	C Cooper	8.444
A6		

D		
D1	P Rees	18.111
D2	J Kalyan	18.222
D3	A Staniec	18.333
D4	D Kalyan	18.407
D5	J Bowles	20.111
D6		


B		
B1	T Gray	8.556
B2	M Thorpe	9.444
B3	N Sismey	9.519
B4	L Blacker	9.593
B5	T Mullen	9.741
B6		

E		
E1	R Booth	20.333
E2	S Gray	20.630
E3	M Dutson	20.926
E4	D Trantom	24.444
E5	A Mason	27.185
E6		

C		
C1	L Smith	11.074
C2	T Whittaker	13.111
C3	C Blake	16.074
C4	A Mitro	17.259
C5	J Borges	17.296
C6		


Unavailable		
U1	S Goodlip	2.926
U2	L Pateman	12.074
U3	N Jarram	17.407
U4	A Woodhouse	19.296
U5	D Edwards	19.444
U6	J Wardle	19.593
U7	R Goodere	20.778
U8	J Woodhouse	21.074
U9	S Rankin	25.333
U10	L Edwards	27.630

Weekend Events		
W1	K Spink	7.074
W2	S Bradley	10.667
W3	B Whitehouse	15.852
W4	L Hobson	17.296
W5	G Ng	19.778



Fortaleza (Brazil)

Previous Results



				1st	2nd	3rd
DHORC-CD 230	26-May 2026	140'10"		V de Oliveira	M Thorpe	S White
DHORC-CD 231	26-May 2026	140'10"		V de Oliveira	M Thorpe	S Whittaker
DHORC-CD 232 (SR7)	26-May 2026	140'10"		S Whittaker	V de Oliveira / M Thorpe / S White	

Circuit Records

Qualifying / Fastest Lap

GT V de Oliveira 26-May-26
7.885 sec (12.178 mph)

Race Laps (15 Mins)


GT V de Oliveira 26-May-26
87.5 Laps

Race Laps (5 Mins) Sprint Races


GT V de Oliveira 26-May-26
34.1 Laps

Evening Group Points

GT J Borges 26-May-26
25.0 points



Sprint Races





Daniel Kalyan was again the first to marshal in the most difficult places.



Andy Mason was the only racer on Tuesday to set a PB. He qualified 19th for Round 21 beating his 22nd on 31Jan26 at Monza.



Victor's victory despite a 1 lap penalty

Victor de Oliveira didn't let a one-lap penalty prevent him from taking back-to-back Endurance Race wins. He took the first ever win at our all new 140'10" Autódromo Internacional Virgílio Távora at Eusébio, based near Fortaleza, in Brazil. We call it Fortaleza for short! This went with his 15-minute race win last time out at our quickly thrown together Autodromo di Franciacorta, thanks to a sudden change in venue at our previous home.

Victor's record 63rd win and 9th of 2026, with his Aston Martin, was 2.8 laps ahead of **Martin Thorpe's** Porsche 911 with which the latter took a hattrick of second place finishes and a seventh straight Group 'B' win. The gap would actually have been 3.8 laps had Victor not been carrying a one-lap penalty. Victor's 87.5 laps without the penalty would stand as the track record for the night. **Steve White** was also carrying a one-lap penalty but that didn't affect his result in third as his Porsche 911 was 1.3 laps behind Martin. Second and third for M&S teammates strengthened their lead in the Team Group Championship.



Victor recorded his 75th (12th) Pole position back on 05May26 during the Test night with a time of 7.992 seconds (the only racer to go under 8 seconds), his eighth straight Pole. He shaved just two thousandths of a second off that time during the race, his record 85th (14th) and 11th straight (equalling his own record) fastest lap leaving the track record at 7.990 seconds. With Victor's Late Comers Racing teammate **Chris Cooper** in fourth, 1.9 laps behind Steve, with his McLaren, it was incredible to see two teams already dispensed with!

José Borges led home Group 'C' in fifth with back-to-back Group wins, just one place above his best ever finish. His blue DTM Audi R8 was a mere 0.3 laps behind Chris, finishing on 80.2 laps, the last of the 80+ lap finishers. We had four Group winners in the top six with **Phil Rees** steering his heavy Mustang ahead of the 13 other cars recording 70+ laps to take Group 'D'. **Angus Smith's** orange McLaren was half a lap back in seventh, just a tenth separating him and the BMW of **Tom Gray** on 78.8 laps. With two racers in the 78's we had three in the 77's.



Fighting talk between Chris Cooper and Terry Mullen!

Andrew Staniec's Porsche 911 was exactly a lap behind Tom but two tenths ahead of **Lewis Blacker's** Ferrari 488 on 77.8 and 77.6 laps respectively. **Steve Whittaker's** time would come later, his Corvette showing its speed with the fourth fastest lap of the race as it finished in 11th another half a lap back. With five cars in each Group, Steve would close out Group A first.

Anthony Mitro was back with his Porsche 911 after missing the Autodromo di Franciacorta evening in April, taking his fourth 12th place finish of the year. **Jag Kalyan** joined him on 76+ laps, three tenths back, his Audi R8 on 76.2 laps to Anthony's fellow Porsche SC owned car on 76.5 laps. As has become the norm recently, Jag and **Daniel Kalyan** were closely matched again on Tuesday with Daniel's KFC liveried Audi R8 following his dad's Red Bull sponsored car home in 16th, 1.4 separating the two. **Richard Booth** took his third Group win of the year, this time the E, his McLaren finishing on the same lap as Daniel but two tenths back on 74.6 laps. **Ted Whittaker's** Audi R8 set the 11th fastest lap but finished 16th on 74.8 laps as he looks to get back to his winning ways following his first victory at Bathurst last year!

Qualifying												Final Position												Fastest Lap												Final Points												Group Points											
Pos	Competitor	Time	MPH	Pos	Grp	Fin	Pts	Competitor	Laps	Pts	Pos	Grp	Competitor	Time	MPH	Pts	Pos	Competitor	Pts	Pos	Competitor	Pts																																					
1	V de Oliveira	7.992	12.015	1	A2	A1	7	V de Oliveira (ER-1)	86.5	40	1	A2	V de Oliveira	7.990	12.018	5	1	V de Oliveira (ER-1)	45	1	J Borges	10																																					
2	S White	8.250	11.639	2	B2	B1	7	M Thorpe	83.7	33	2	A1	S White	8.564	11.212	4	2	M Thorpe	33	2	M Thorpe	7																																					
3	A Smith	8.601	11.164	3	A1	A2	5	S White (ER-1)	82.4	29	3	A5	C Cooper	9.001	10.668	3	3	S White (ER-1)	33	2	V de Oliveira (ER-1)	7																																					
4	C Cooper	8.691	11.048	4	A5	A3	6	C Cooper	80.5	26	4	A3	S Whittaker	9.034	10.629	2	4	C Cooper	29	2	A Mitro	7																																					
5	T Mullen	8.925	10.759	5	C5	C1	10	J Borges	80.2	24	5	A4	A Smith	9.173	10.468	1	5	J Borges	24	5	P Rees	6																																					
6	T Gray	9.003	10.666	6	D1	D1	6	P Rees	79.4	22	6	B1	T Gray	9.184	10.455		6	P Rees	22	5	C Cooper	6																																					
7	S Whittaker	9.039	10.623	7	A4	A4	3	A Smith	78.9	21	7	B2	M Thorpe	9.199	10.438		6	A Smith	22	5	A Staniec	6																																					
8	N Sismey	9.072	10.584	8	B1	B2	5	T Gray	78.8	20	8	B4	L Blacker	9.255	10.375		8	T Gray	20	5	R Booth	6																																					
9	R Booth	9.277	10.351	9	D3	D2	6	A Staniec	77.8	19	9	C5	J Borges	9.407	10.208		9	A Staniec	19	9	S White (ER-1)	5																																					
10	P Rees	9.339	10.282	10	B4	B3	5	L Blacker	77.6	18	10	B3	N Sismey	9.416	10.198		9	S Whittaker	19	9	L Blacker	5																																					
11	J Bowles	9.355	10.264	11	A3	A5	2	S Whittaker	77.1	17	11	C2	T Whittaker	9.465	10.145		11	L Blacker	18	9	T Gray	5																																					
12	A Staniec	9.544	10.061	12	C4	C2	7	A Mitro	76.5	16	12	B5	T Mullen	9.492	10.116		12	A Mitro	16	9	S Gray	5																																					
13	S Gray	9.604	9.998	13	D2	D3	4	J Kalyan	76.2	15	13	C4	A Mitro	9.494	10.114		13	J Kalyan	15	13	J Kalyan	4																																					
14	J Kalyan	9.715	9.884	14	D4	D4	3	D Kalyan	74.8	14	14	D1	P Rees	9.576	10.027		14	D Kalyan	14	13	M Dutton	4																																					
15	M Thorpe	9.746	9.853	15	E1	E1	6	R Booth	74.6	13	15	D5	J Bowles	9.645	9.956		15	R Booth	13	13	T Whittaker	4																																					
16	J Borges	9.921	9.679	16	C2	C3	4	T Whittaker	74.5	12	16	E3	M Dutton	9.712	9.887		16	T Whittaker	12	13	T Mullen	4																																					
17	D Trantom	10.123	9.486	17	E2	E2	5	S Gray	72.0	11	17	D3	A Staniec	9.813	9.785		17	S Gray	11	13	A Mason	4																																					
18	D Kalyan	10.173	9.439	18	B5	B4	4	T Mullen	71.1	10	18	D2	J Kalyan	9.894	9.705		18	T Mullen	10	18	A Smith	3																																					
19	A Mason	10.340	9.287	19	E3	E3	4	M Dutton	71.0	9	19	C1	L Smith	9.900	9.699		19	M Dutton	9	18	D Kalyan	3																																					
20	A Mitro	DNQ	DNQ	20	B3	B5	2	N Sismey	69.4	8	20	D4	D Kalyan	10.346	9.281		20	N Sismey	8	18	L Smith	3																																					
20	C Blake	DNQ	DNQ	21	C1	C4	3	L Smith	66.3	7	21	E4	D Trantom	10.349	9.278		21	L Smith	7	21	S Whittaker	2																																					
20	L Blacker	DNQ	DNQ	22	D5	D5	2	J Bowles	65.4	6	22	E1	R Booth	10.436	9.201		22	J Bowles	6	21	N Sismey	2																																					
20	L Smith	DNQ	DNQ	23	C3	C5	2	C Blake	65.3	5	23	E2	S Gray	10.498	9.147		23	C Blake	5	21	J Bowles	2																																					
20	M Dutton	DNQ	DNQ	24	E5	E4	4	A Mason	63.0	4	24	C3	C Blake	10.636	9.028		24	A Mason	4	21	C Blake	2																																					
20	T Whittaker	DNQ	DNQ	25	E4	E5	2	D Trantom	60.8	3	25	E5	A Mason	11.049	8.691		25	D Trantom	3	21	D Trantom	2																																					

Stuart Gray's Ferrari was the 12th car to finish between 70 and 80 laps, his 72.0 laps beating fellow 70+ Group Challenge contender **Terry Mullen** and his BMW by nearly a lap, as he finished on 71.1 laps. **Macaully Dutton's** Iron Dames Ferrari looked great on the track, Macca taking 19th, a tenth further back, as he took a break from Race Control and collecting the tenth scores. **Nick Sismey** and his Gulf Porsche had a mare of a race. Immediately the hand controller was given full thrust as the Group 'B' race started the extension piece fitted to the lever fell off. He tried to run without it, but it was impossible. Therefore having to pit and ask Phil to fix the problem took time and he dropped places like a stone. Closing out the top 20 and Group 'B', 1.6 laps behind Macaully he was just looking forward to the next race. His car was quick enough taking the 10th fastest lap, he just needed some better luck.

Running effectively 13th on the grid in C1 **Liam Smith's** Pink Pig Porsche 911 was also well down on its potential in 21st, only **Colin Blake's** Audi R8 behind him in the Group as he took 23rd, exactly a lap behind. In between these two was **James Bowles**, his Porsche 911 closing out Group 'D', a tenth ahead of Colin and nine tenths of a lap behind Liam's Porsche, which saw three different liveried Nine Elevens line astern.

Andy Mason was the only racer in Round 21 to set a PB. His previous best grid slot with his Ferrari was 22nd at Monza on 31Jan26, but here he took 19th. He converted that into a 24th place finish, 2.2 laps ahead of Hawaiian shirted **Dave Trantom** whose equally colourful Porsche 911 took 25th making Dave our 16th different Wooden Spoon winner of the year!




Group 'E' – Andy, Dave Trantom, Macaully Dutson, Stuart Gray & Richard Booth



Group 'D' – James Bowles, Daniel, Andrew Staniec, Jag Kalyan & Phil Rees



Group 'C' – José Borges, Anthony Mitro, Colin Blake, Ted Whittaker & Liam Smith



Race Report



Fortaleza



Round 22



26th May 2026



Macaully got stuck into Race Control, tenths updates and the results service





Victor equals all-time Pole record!



Victor de Oliveira again beat the win penalty system, on a 2-lap penalty here, to take both Fortaleza Endurance Race wins on Tuesday, which was his third straight main race victory and fourth win across both Endurance and Sprint races. Again **Martin Thorpe** took second, his fourth runner up position in a row and with it his 8th consecutive Group 'B' win! Prior to Victor's record 64th (10th) win his 76th (13th) Pole equalled the absent two time Champion Simon Goodlip's all-time Carrera Digital front grid slot record! It was Victor's 9th Pole in a row however he well succeeded that with his 12th straight fastest lap, taking another 0.005 seconds off his own track record set in the previous round, leaving it at 7.885 secs. Again his 86th (15th) fastest lap was an all-time record as was his 12th in row, beating his own 11 consecutive fastest laps.



Victor's 85.4 laps equated to 87.4 without the 2-lap penalty, just a tenth shy of his Round 21 record score. Martin added 0.8 laps to his previous score, finishing on 84.5 laps, leaving him less than a lap behind Victor. It was again a Steve in third but this time **Steve Whittaker** beating **Steve White** by a tenth 83.7 to 83.6 laps. Had Mr White not still been carrying a 1-lap penalty he would have moved up two places to second with a score of 84.6 laps. Dropping off the podium he is now clear of all penalty laps whereas Victor goes into the Fuji Speedway evening with a 3-lap penalty!

With Victor taking both wins he moves from third to second in the Endurance Championship swapping places with Simon. However Steve continues to lead, extending the gap to second from 49 to 69 points.



Group 'B' – Terry, Lewis Blacker, Nick Sismey, Martin Thorpe & Tom Gray



Group 'A' – Chris, Angus Smith, Steve Whittaker, Victor & Steve White



Ted also did a great job in one of the busiest marshalling posts

Tom Gray moved up three places to fifth on 83.5 laps, **Angus Smith** up a place to sixth on 81.6. We had six drivers surpassing 80+ laps this time as opposed to five in the earlier race. **Nick Sismey** made the biggest improvement however up 13 places to seventh thanks to 10.4 more laps finishing on 79.8. **José Borges** may have dropped out of the 80+ lap racers this time but again he dominated Group 'C' taking the Group win by 3.7 laps on 79.6 in eighth. Again he was one place ahead of the Group 'D' winner, which this time was **Andrew Staniec** taking his sixth Group win of the year, helping him maintain his lead in the 70+ Group Challenge.

Jag Kalyan kept Andrew honest in the 'D' moving up three places to round out the top ten on 77.5 laps, nine tenths behind Andrew. **Terry Mullen** shared the 78th lap with Jag, but he just passed the first tenth in 11th. **Richard Booth's** back-to-back Group 'E' wins saw all five Group winners in the top 12 this time, three better than Round 21. Half a lap behind Richard, both on 76.4 laps in 13th, were **Macaully Dutson** and **Phil Rees**, the former jumping six places the latter dropping six. Macaully's Barrier Bashers' teammate **Liam Smith** was also a six place mover, up from 21st in the last start to 15th, half a lap behind our pair above him.

Qualifying		Final Position							Fastest Lap					Final Points			Group Points					
Pos	Competitor	Time	MPH	Pos	Grp	Fin	Pts	Competitor	Laps	Pts	Pos	Grp	Competitor	Time	MPH	Pts	Pos	Competitor	Pts	Pos	Competitor	Pts
1	V de Oliveira	7.990	12.018	1	A2	A1	7	V de Oliveira (ER-2)	85.4	40	1	A2	V de Oliveira	7.885	12.178	5	1	V de Oliveira (ER-2)	45	1	J Borges	10
2	S White	8.250	11.639	2	B2	B1	7	M Thorpe	84.5	33	2	A1	S White	8.500	11.297	4	2	M Thorpe	33	2	A Staniec	8
3	A Smith	8.601	11.164	3	A3	A2	6	S Whittaker	83.7	29	3	A5	C Cooper	8.819	10.888	3	3	S Whittaker	31	3	V de Oliveira (ER-2)	7
4	C Cooper	8.691	11.048	4	A1	A3	4	S White (ER-1)	83.6	26	4	A3	S Whittaker	8.863	10.834	2	4	S White (ER-1)	30	3	M Thorpe	7
5	T Mullen	8.925	10.759	5	B1	B2	5	T Gray	83.5	24	5	B5	T Mullen	9.059	10.600	1	5	T Gray	24	5	S Whittaker	6
6	T Gray	9.003	10.666	6	A4	A4	3	A Smith	81.6	22	6	A4	A Smith	9.069	10.588		6	A Smith	22	5	M Dutson	6
7	S Whittaker	9.034	10.629	7	B3	B3	4	N Sismey	79.8	21	7	B1	T Gray	9.141	10.505		7	N Sismey	21	5	R Booth	6
8	N Sismey	9.072	10.584	8	C5	C1	10	J Borges	79.6	20	8	B2	M Thorpe	9.283	10.344		8	J Borges	20	8	T Gray	5
9	M Thorpe	9.199	10.438	9	D3	D1	8	A Staniec	78.4	19	9	C4	A Mitro	9.292	10.334		9	A Staniec	19	8	J Kalyan	5
10	L Blacker	9.255	10.375	10	D2	D2	5	J Kalyan	77.5	18	10	B3	N Sismey	9.334	10.287		10	J Kalyan	18	8	L Smith	5
11	R Booth	9.277	10.351	11	B5	B4	4	T Mullen	77.1	17	11	C2	T Whittaker	9.347	10.273		11	T Mullen	17	11	P Rees	4
12	P Rees	9.339	10.282	12	E1	E1	6	R Booth	76.9	16	12	C5	J Borges	9.426	10.187		12	R Booth	16	11	N Sismey	4
13	J Bowles	9.355	10.264	13	D1	D3	4	P Rees	76.4	15	13	B4	L Blacker	9.449	10.162		13	P Rees	15	11	T Mullen	4
14	J Borges	9.407	10.208	13	E3	E2	6	M Dutson	76.4	15	14	D3	A Staniec	9.524	10.082		13	M Dutson	15	11	S White (ER-1)	4
15	T Whittaker	9.465	10.145	15	C1	C2	5	L Smith	75.9	13	15	E3	M Dutson	9.601	10.001		15	L Smith	13	11	T Whittaker	4
16	A Mitro	9.494	10.114	16	D4	D4	3	D Kalyan	75.3	12	16	D5	J Bowles	9.701	9.898		16	D Kalyan	12	11	S Gray	4
17	A Staniec	9.544	10.061	17	C2	C3	4	T Whittaker	74.3	11	17	C1	L Smith	9.733	9.866		17	T Whittaker	11	17	A Mitro	3
18	S Gray	9.604	9.998	18	E2	E3	4	S Gray	73.5	10	18	D1	P Rees	9.821	9.777		17	C Cooper	11	17	D Trantom	3
19	M Dutson	9.712	9.887	19	C4	C4	3	A Mitro	72.8	9	19	D2	J Kalyan	9.865	9.734		19	S Gray	10	17	A Smith	3
20	J Kalyan	9.715	9.884	20	A5	A5	2	C Cooper	72.4	8	20	E4	D Trantom	9.945	9.655		20	A Mitro	9	17	D Kalyan	3
21	L Smith	9.900	9.699	21	E4	E4	3	D Trantom	72.3	7	21	E1	R Booth	10.140	9.470		21	D Trantom	7	21	C Cooper	2
22	D Trantom	10.123	9.486	22	B4	B5	2	L Blacker	67.5	6	22	D4	D Kalyan	10.209	9.406		22	L Blacker	6	21	L Blacker	2
23	D Kalyan	10.173	9.439	23	D5	D5	2	J Bowles	66.6	5	23	E2	S Gray	10.354	9.274		23	J Bowles	5	21	C Blake	2
24	A Mason	10.340	9.287	24	C3	C5	2	C Blake	66.4	4	24	E5	A Mason	10.770	8.916		24	C Blake	4	21	A Mason	2
25	C Blake	10.636	9.028	25	E5	E5	2	A Mason	60.9	3	25	C3	C Blake	10.846	8.853		25	A Mason	3	21	J Bowles	2

Daniel Kalyan couldn't match his dad this time unfortunately, dropping two places to 16th despite a half lap improvement. However his 75.3 laps saw him take D4 again with another 3.0 points added to his Group Points and Team Group Points. He also nearly matched Jag on lap times though. Finishing on the same tenth but a lap back in 17th was **Ted Whittaker** dropping a place thanks to being just two tenths of lap further back than his first attempt of the evening, on 74.3. **Stuart Gray** also dropped a place to 18th, although he added 1.5 laps to his best total with 73.5 this time.

Anthony Mitro's second run of the evening saw him drop seven places to 19th. However his drop was nothing compared to **Chris Cooper** who fell off the proverbial cliff, car problems seeing a 16 place drop to 20th and the foot of Group 'A'. On the other hand **Dave Trantom** was going in the other direction. After his first Wooden Spoon of the year he took 21st this time after with a 11.5 lap improvement. He was the 15th racer to record 70+ laps this time, one better than the 14 in Round 21. **Lewis Blacker** also took a dive of 12 places to 22nd, his Ferrari also playing up.

James Bowles had a hell of a race finishing on 66.6 laps, 1.2 laps better than earlier, dropping one place to 23rd with **Colin Blake** also dropping a position to 24th despite a 1.1 lap improvement to 66.4. **Andy Mason** became the sixth racer to take home two Wooden Spoons this year, having dropped a place and 2.1 laps compared to Round 21.




Tom & Colin did their fair share of marshalling in the centre of the track, the former taking a best finish of 5th, the latter 23rd.





Race Report



Steve took his 1st Sprint Race win & 2nd career victory at Fortaleza.

Fortaleza (SR07)



Round 23



26th May 2026



Richard won all three Group 'E' Races with a best finish of 12th



Steve takes 1st Sprint Race Win!

Steve Whittaker added his first 5-minute Sprint Race win to his 15-minute Endurance Race victory at Monza on 31Jan26, becoming our 14th Member to have at least two Carrera Digital wins in their portfolio. With 32.8 laps in the books after 300 frantic seconds of racing his margin of victory was eight tenths of a lap ahead of no less than three racers in second place, the first time we have seen this in 232 Club Nights! **Victor de Oliveira** would have taken his third straight Sprint Race victory but his 2-lap penalty, thanks to those two wins, restricted his lap score to 32.1 laps. He however goes into the record books with 34.1 laps as the track record. While he stays on a 2-lap penalty for the Fuji Sprint Race, Steve goes to a 1-lap penalty.

Sharing second with Victor was “second place finishing and Group ‘B’ winning” guru **Martin Thorpe**, in his 200th race start. He made it five straight second place finishes and six for the year, with nine straight Group B wins and 11 for the year, only Victor beating him with 12 Group ‘A’ wins in 2026. **Steve White**, Martin’s teammate in Team M&S, joined them both on 32.1 laps. His Porsche would finish the race underneath Victor’s Aston (See Page 29). That same Aston gave Victor a record 77th (14th) Pole, outgunning the absent Simon Goodlip’s tally for the first time, becoming the only Member to reach double figures in consecutive Poles, twice let alone once! He also took a record 13th consecutive fastest lap to extend his record there to 87 (16)



Steve White continues lead the Sprint Race Championship standings. Victor however, by setting the fastest lap, has reduced the gap to Steve from 2.5 to 2.0 points. Simon Goodlip remains in third, now 30 points back as opposed to 11. Martin moves up from 5th to 4th, three points further back. Three of these four also figure in the Group Challenge. Victor leap frogged erstwhile leader Steve White to take a one point lead thanks to his two Endurance Race wins. Martin’s three Group ‘B’ wins from three starts moves him up from fifth to third, another point back. The top seven racers are covered by less that 10 points.

Tom Gray equalled his previous round’s result with fifth, 0.3 laps behind this trio while **Nick Sismey** improved on his best by one place to take sixth, with third in Group ‘B’ again behind Tom, 0.6 laps the deficit, 31.8 to 31.2.

Jag Kalyan, following a 13th, 10th and now

a seventh place finish, his best of the year, took the Group ‘D’ win, his 6th Group win of the year. While he was 0.9 laps behind Nick, on 30.3 laps, there were three others who had also just surpassed 30 laps. **José Borges** took all three Group ‘C’ wins at Fortaleza, his last but a tenth behind Jag in eighth. José’s 25 Group points set the tone for the circuit, just like he had at the previous circuit, Autodromo di Franciacorta. As a result he moved him up from 18th to 9th in the Group Challenge. Also Just crossing the finish line for the 30th time were both **Phil Rees** and **Angus Smith** sharing ninth.



Jag's best finish was 7th, in the Sprint Race, where he also won Group D.

Another tenth back was **Anthony Mitro** with his best finish of the night in 11th. While there was 0.4 laps between him and **Lewis Blacker** in 12th, climbing back up the rankings after his 22nd place finish in the previous round, there was again a tenth between the next two finishers. Lewis' 29.5 laps were followed home by **Terry Mullen** on 29.4 and **Andrew Staniec** on 29.3 laps. Terry could have been further up the road had a first corner first lap nudge by Mr Mullen's BMW on Mr Sismey's Posche not been retaliated upon, leaving his car needing help getting back to the track in the last turn! (*It was the only corner I could catch him on – Nick*).

The top three 70+ Group Challenge racers found themselves bound together within 1.1 laps as former leader **Richard Booth** made it three straight Group 'E' wins on the night exactly a lap behind Terry in 15th matching his Round 21 finish. Thanks to his Group 'C' win in Round 22 reigning 70+ Group Challenge Champion Andrew continues to lead the 70+ Group Challenge, however he only added one point to the gap over the returning Richard. Thanks to Richard taking all three Group wins the margin between these two is now 4.5 points. Terry, running in the highest Group of anyone in this Championship, remains in third but the gap extends from 13.5 to 19.5 points behind Richard.

Qualifying		Final Position					Fastest Lap					Final Points			Group Points							
Pos	Competitor	Time	MPH	Pos	Grp	Fin	Pts	Competitor	Laps	Pts	Pos	Grp	Competitor	Time	MPH	Pts	Pos	Competitor	Pts	Pos	Competitor	Pts
1	V de Oliveira	7.885	12.178	1	A3	A1	4.0	S Whittaker	32.8	20.0	1	A2	V de Oliveira	7.923	12.119	2.5	1	S Whittaker	21.5	1	J Borges	5.0
2	S White	8.500	11.297	2	A1	A2	2.5	S White	32.1	16.5	2	A1	S White	8.486	11.315	2.0	2	V de Oliveira (SR-2)	19.0	2	S Whittaker	4.0
3	C Cooper	8.819	10.888	2	A2	A2	2.5	V de Oliveira (SR-2)	32.1	16.5	3	A3	S Whittaker	8.536	11.249	1.5	3	S White	18.5	3	D Trantom	3.5
4	S Whittaker	8.863	10.834	2	B2	B1	3.5	M Thorpe	32.1	16.5	4	A4	A Smith	8.749	10.975	1.0	4	M Thorpe	16.5	3	M Thorpe	3.5
5	T Mullen	9.059	10.600	5	B1	B2	2.5	T Gray	31.8	12.0	5	A5	C Cooper	8.821	10.886	0.5	5	T Gray	12.0	3	J Kalyan	3.5
6	A Smith	9.069	10.588	6	B3	B3	2.0	N Sismey	31.2	11.0	6	B3	N Sismey	8.959	10.718		6	N Sismey	11.0	3	A Mitro	3.5
7	T Gray	9.141	10.505	7	D2	D1	3.5	J Kalyan	30.3	10.5	7	B1	T Gray	9.018	10.648		7	J Kalyan	10.5	7	R Booth	3.0
8	M Thorpe	9.199	10.438	8	C5	C1	5.0	J Borges	30.1	10.0	8	B5	T Mullen	9.104	10.547		7	A Smith	10.5	7	M Dutson	3.0
9	L Blacker	9.255	10.375	9	A4	A4	1.5	A Smith	30.0	9.5	9	B4	L Blacker	9.112	10.538		9	J Borges	10.0	9	V de Oliveira (SR-2)	2.5
10	A Mitro	9.292	10.334	9	D1	D2	2.5	P Rees	30.0	9.5	10	B2	M Thorpe	9.126	10.522		10	P Rees	9.5	9	P Rees	2.5
11	N Sismey	9.334	10.287	11	C4	C2	3.5	A Mitro	29.9	8.5	11	E3	M Dutson	9.150	10.494		11	A Mitro	8.5	9	S White	2.5
12	T Whittaker	9.347	10.273	12	B4	B4	1.5	L Blacker	29.5	8.0	12	C4	A Mitro	9.245	10.386		12	L Blacker	8.0	9	T Gray	2.5
13	J Borges	9.407	10.208	13	B5	B5	1.0	T Mullen	29.4	7.5	13	D3	A Staniec	9.338	10.283		13	T Mullen	7.5	13	N Sismey	2.0
14	A Staniec	9.524	10.082	14	D3	D3	2.0	A Staniec	29.3	7.0	14	C2	T Whittaker	9.376	10.241		14	A Staniec	7.0	13	A Staniec	2.0
15	P Rees	9.576	10.027	15	E1	E1	3.0	R Booth	28.3	6.5	15	D2	J Kalyan	9.441	10.171		15	R Booth	6.5	13	L Smith	2.0
16	M Dutson	9.601	10.001	16	C1	C3	2.0	L Smith	28.2	6.0	16	C5	J Borges	9.494	10.114		16	L Smith	6.0	13	T Whittaker	2.0
17	J Bowles	9.645	9.956	16	C2	C3	2.0	T Whittaker	28.2	6.0	17	E4	D Trantom	9.536	10.069		16	T Whittaker	6.0	17	A Smith	1.5
18	L Smith	9.733	9.866	18	D4	D4	1.5	D Kalyan	28.0	5.0	18	D1	P Rees	9.555	10.049		18	D Kalyan	5.0	17	D Kalyan	1.5
19	J Kalyan	9.865	9.734	19	D5	D5	1.0	J Bowles	27.8	4.5	19	D5	J Bowles	9.565	10.039		19	J Bowles	4.5	17	L Blacker	1.5
20	D Trantom	9.945	9.655	20	E4	E2	3.5	D Trantom	27.7	4.0	20	E1	R Booth	9.682	9.918		20	D Trantom	4.0	17	S Gray	1.5
21	R Booth	10.140	9.470	21	E3	E3	3.0	M Dutson	27.4	3.5	21	C1	L Smith	9.885	9.714		21	M Dutson	3.5	21	T Mullen	1.0
22	D Kalyan	10.209	9.406	22	E2	E4	1.5	S Gray	27.3	3.0	22	D4	D Kalyan	9.977	9.624		22	S Gray	3.0	21	C Blake	1.0
23	S Gray	10.354	9.274	23	A5	A5	1.0	C Cooper	27.1	2.5	23	E2	S Gray	10.230	9.386		22	C Cooper	3.0	21	C Cooper	1.0
24	C Blake	10.636	9.028	24	C3	C5	1.0	C Blake	25.5	2.0	24	C3	C Blake	10.287	9.334		24	C Blake	2.0	21	J Bowles	1.0
25	A Mason	10.770	8.916	25	E5	E5	1.0	A Mason	23.0	1.5	25	E5	A Mason	10.460	9.180		25	A Mason	1.5	21	A Mason	1.0

There was yet another tenth of a lap gap down to joint 16th place finishers **Liam Smith** and **Ted Whittaker** who also shared third in the 'C', 2.0 Groups points and 6.0 race points apiece. **Daniel Kalyan** was the fourth racer to complete 28 laps in this final race of the evening, just creeping over the line as the power ebbed away in 18th.

We then had five cars starting their 28th lap with **James Bowles** the furthest round the 140'10" track, the 8th tenth in his mirrors, as he took his best result of the night in 19th, closing out Group 'D' in all three Brazilian races. **Dave Trantom** was up very early the next day, travelling to Sicily and therefore after finishing in 20th on 27.7 laps, he and his Hawaiian shirt couldn't be seen for dust! Good travels Dave! He led home fellow Group 'E' racers, **Macaully Dutson** on 27.4 laps and **Stuart Gray** on 27.3 laps. That made 15 racers in the Sprint Race no more than a tenth of a lap away from another racer so close is everyone now!

Chris Cooper's 4th in Round 21 seemed but a distant memory now as he followed hi 20th in Round 22 with a 23rd here! He closed out Group 'A' while 1.6 laps further back **Colin Blake** closed out Group C in 24th with **Andy Mason** unfortunately taking back-to-back Wooden Spoons as well as closing out Group 'E' for the second time in Fortaleza. He becomes the leader of this prestigious award, being the only racer on three final place finishes this year, to date.

We had to wait for Chris' result before calculating the latest Team Group Challenge standings. Martin and Steve M&S team are still atop the pile however their lead has been slashed from 25.5 points to 18.5 points. The slashing wasn't done by Late Comers Racing however, but by the new

second placed team Segrob Ceinats consisting of José and Andrew. Thanks to José's three Group wins and Andrew's single win in Brazil they catapulted up from fifth to second, with aforementioned former second placed Late Comers Racing belonging to Chris and Victor now 1.5 points back in third.



José had a great night, winning all three Group 'C' Races and taking home the most Group points of the evening (25) for the second meeting running. He jumps up from 18th to 9th in the Group Challenge thanks to those 46 points from two events!

Everyone's
Best Results
At This Circuit



What are my Best Scores?
Who Have I Beaten?



Victor holds all of the track records at Fortaleza and moves into the lead of the Group Challenge for the first time. Stuart's best finish was 17th & he lies 4th in both the 70+ Group Challenge and the Team Group Challenge alongside son Tom in Team Gray Hounds.

Qualifying / Fastest Lap				Race Laps 15-mins Endurance				Race Laps 5-mins Sprint				
Pos	Competitor	Fastest	MPH	Date	Pos	Competitor	Laps	Date	Pos	Competitor	Laps	Date
1	V de Oliveira	7.885	12.178	26-May-26	1	V de Oliveira	87.5	26-May-26	1	V de Oliveira	34.1	26-May-26
2	S White	8.250	11.639	05-May-26	2	S White	84.6	26-May-26	2	S Whittaker	32.8	26-May-26
3	S Whittaker	8.536	11.249	26-May-26	3	M Thorpe	84.5	26-May-26	3	S White	32.1	26-May-26
4	A Smith	8.601	11.164	05-May-26	4	S Whittaker	83.7	26-May-26	3	M Thorpe	32.1	26-May-26
5	C Cooper	8.691	11.048	05-May-26	5	T Gray	83.5	26-May-26	5	T Gray	31.8	26-May-26
6	T Mullen	8.925	10.759	05-May-26	6	A Smith	81.6	26-May-26	6	N Sismey	31.2	26-May-26
7	N Sismey	8.959	10.718	26-May-26	7	C Cooper	80.5	26-May-26	7	J Kalyan	30.3	26-May-26
8	T Gray	9.003	10.666	05-May-26	8	J Borges	80.2	26-May-26	8	J Borges	30.1	26-May-26
9	L Blacker	9.112	10.538	26-May-26	9	N Sismey	79.8	26-May-26	9	A Smith	30.0	26-May-26
10	M Thorpe	9.126	10.522	26-May-26	10	P Rees	79.4	26-May-26	9	P Rees	30.0	26-May-26
11	M Dutson	9.150	10.494	26-May-26	11	A Staniec	78.4	26-May-26	11	A Mitro	29.9	26-May-26
12	A Mitro	9.245	10.386	26-May-26	12	L Blacker	77.6	26-May-26	12	L Blacker	29.5	26-May-26
13	R Booth	9.277	10.351	05-May-26	13	J Kalyan	77.5	26-May-26	13	T Mullen	29.4	26-May-26
14	A Staniec	9.338	10.283	26-May-26	14	T Mullen	77.1	26-May-26	14	A Staniec	29.3	26-May-26
15	P Rees	9.339	10.282	05-May-26	15	R Booth	76.9	26-May-26	15	R Booth	28.3	26-May-26
16	T Whittaker	9.347	10.273	26-May-26	16	A Mitro	76.5	26-May-26	16	L Smith	28.2	26-May-26
17	J Bowles	9.355	10.264	05-May-26	17	M Dutson	76.4	26-May-26	16	T Whittaker	28.2	26-May-26
18	J Borges	9.407	10.208	26-May-26	18	L Smith	75.9	26-May-26	18	D Kalyan	28.0	26-May-26
19	J Kalyan	9.441	10.171	26-May-26	19	D Kalyan	75.3	26-May-26	19	J Bowles	27.8	26-May-26
20	D Trantom	9.536	10.069	26-May-26	20	T Whittaker	74.5	26-May-26	20	D Trantom	27.7	26-May-26
21	S Gray	9.604	9.998	05-May-26	21	S Gray	73.5	26-May-26	21	M Dutson	27.4	26-May-26
22	L Smith	9.733	9.866	26-May-26	22	D Trantom	72.3	26-May-26	22	S Gray	27.3	26-May-26
23	D Kalyan	9.977	9.624	26-May-26	23	J Bowles	66.6	26-May-26	23	C Cooper	27.1	26-May-26
24	C Blake	10.287	9.334	26-May-26	24	C Blake	66.4	26-May-26	24	C Blake	25.5	26-May-26
25	A Mason	10.340	9.287	05-May-26	25	A Mason	63.0	26-May-26	25	A Mason	23.0	26-May-26



Phil, like everyone, fought through the heat, to run most of the races. He also won Group D in Race 21 with a best finish of 6th. Remarkable considering he was running a Mustang!



Victor's Aston and Steve's Porsche ended up in a pile at the end of the Sprint Race, both cars finishing in second. Chris' McLaren was just pleased not to be caught up in the melee!

Championship Tables



Those All Important
Points!

Championship
Leaders 26May26
After Round 23



Championship
Steve White

Group
Victor de Oliveira

Sprint Races
Steve White

70+
Andrew Staniec

Team
M&S
Martin Thorpe / Steve White

Weekend Team
Audistang
Simon Goodlip / Phil Rees

Jono Johnson
Victor de Oliveira/Steve White

Weekend
Martin Thorpe

NASCAR
Martin Thorpe

NASCAR Team
M&S 2
Simon Goodlip / Martin Thorpe

Key: **Green** = Champion
Orange = New Leader



Although he didn't take a win Steve still leads the Endurance and Sprint Race Champs.

Carrera Digital Sprint Championship 2026 Round 07

Pos	Competitor	Sonoma	Monza	Monza	Mugello	Ruapuna	Autodromo	Fortaleza	Total	Best	Diff
		Raceway	Bank	Bank	(GP)	(EMP)	di Franciacorta				
		20-Jan-25	30-Jan-26	31-Jan-26	10-Feb-26	17-Mar-25	14-Apr-26	26-May-26			
		3 SR1	6 SR 2	9 SR 3	14 SR 4	17 SR 5	20 SR 6	23 SR 7	Scores	75%	
1	S White	18.5	22.5	9.0	22.0	16.0	14.0	18.5	120.5	120.5	
2	V de Oliveira	21.0	2.0	22.5	9.0	22.5	22.5	19.0	118.5	118.5	2.0
3	S Goodlip	17.0	22.0	16.5	18.0	15.0	DNS	DNS	88.5	88.5	30.0
4	M Thorpe	DNS	10.5	14.5	10.0	16.5	17.5	16.5	85.5	85.5	3.0
5	A Smith	6.0	12.5	12.0	15.5	10.5	14.5	10.5	81.5	81.5	4.0
6	S Whittaker	13.5	13.0	DNS	15.0	10.0	DNS	21.5	73.0	73.0	8.5
7	T Gray	10.0	14.5	10.0	9.0	0.5	14.5	12.0	70.5	70.5	2.5
8	N Sismey	11.0	6.5	10.0	12.0	4.5	8.5	11.0	63.5	63.5	7.0
9	L Smith	7.5	10.0	7.5	10.5	8.5	3.5	6.0	53.5	53.5	10.0
10	T Mullen	1.0	10.0	8.0	9.5	3.0	10.5	7.5	49.5	49.5	4.0
11	C Cooper	12.0	2.5	DNS	7.5	12.0	6.5	3.0	43.5	43.5	6.0
11	A Staniec	9.5	1.5	5.0	3.0	6.5	11.0	7.0	43.5	43.5	6.0
13	D Kalyan	5.5	7.5	11.0	4.0	3.5	6.5	5.0	43.0	43.0	0.5
13	J Borges	2.5	7.5	4.0	8.5	0.0	10.5	10.0	43.0	43.0	0.0
15	J Kalyan	0.5	9.0	DNS	4.5	6.5	7.0	10.5	38.0	38.0	5.0
16	P Rees	1.5	1.0	10.0	4.0	2.0	7.5	9.5	35.5	35.5	2.5
17	C Blake	0.0	6.0	7.0	8.5	10.0	0.5	2.0	34.0	34.0	1.5
18	L Blacker	9.0	DNS	DNS	5.5	9.0	DNS	8.0	31.5	31.5	2.5
19	A Mitro	8.5	DNS	5.5	DNS	8.0	DNS	8.5	30.5	30.5	1.0
20	R Booth	2.0	8.5	6.0	0.0	5.5	DNS	6.5	28.5	28.5	2.0
21	D Edwards	10.5	3.5	DNS	7.5	DNS	5.5	DNS	27.0	27.0	1.5
22	T Whittaker	6.5	6.0	DNS	0.5	7.5	DNS	6.0	26.5	26.5	0.5
23	D Hughes-Dowd	7.5	DNS	DNS	11.0	7.5	DNS	DNS	26.0	26.0	0.5
24	S Gray	5.5	4.5	2.0	1.0	DNS	9.5	3.0	25.5	25.5	0.5
25	N Jarram	8.0	DNS	4.5	DNS	2.5	9.0	DNS	24.0	24.0	1.5
26	K Spink	DNS	12.0	11.5	DNS	DNS	DNS	DNS	23.5	23.5	0.5
27	J Bowles	3.5	3.0	DNS	2.5	1.0	8.0	4.5	22.5	22.5	1.0
28	L Pateman	0.0	DNS	17.5	DNS	DNS	DNS	DNS	17.5	17.5	5.0
29	JJ Hughes-Dowd	0.0	DNS	DNS	5.0	12.0	DNS	DNS	17.0	17.0	0.5
29	M Dutson	DNS	2.5	3.0	6.5	1.5	DNS	3.5	17.0	17.0	0.0
31	J Wardle	3.0	6.0	DNS	DNS	0.0	3.0	DNS	12.0	12.0	5.0
32	B Whitehouse	DNS	4.5	6.5	DNS	DNS	DNS	DNS	11.0	11.0	1.0
33	A Woodhouse	6.0	DNS	DNS	DNS	4.0	DNS	DNS	10.0	10.0	1.0
33	D Trantom	0.0	DNS	DNS	1.5	0.0	4.5	4.0	10.0	10.0	0.0
35	S Rankin	0.0	DNS	1.5	2.0	0.0	5.0	DNS	8.5	8.5	1.5
36	S Bradley	DNS	8.0	DNS	DNS	DNS	DNS	DNS	8.0	8.0	0.5
37	A Mason	DNS	DNS	2.5	0.0	0.0	1.5	1.5	5.5	5.5	2.5
38	J Woodhouse	0.0	DNS	DNS	DNS	5.0	DNS	DNS	5.0	5.0	0.5
39	C Hawes	4.5	DNS	DNS	DNS	DNS	DNS	DNS	4.5	4.5	0.5
40	M Blood	DNS	DNS	DNS	DNS	DNS	4.0	DNS	4.0	4.0	0.5
41	G Ng	DNS	DNS	3.5	DNS	DNS	DNS	DNS	3.5	3.5	0.5
42	M Gretton	DNS	DNS	DNS	DNS	DNS	2.5	DNS	2.5	2.5	1.0
43	R Goodere	DNS	DNS	DNS	DNS	DNS	2.0	DNS	2.0	2.0	0.5
44	L Edwards	0.0	DNS	DNS	0.0	DNS	1.0	DNS	1.0	1.0	1.0
Carrera Digital Race		212	215	218	223	226	229	232	Total	TBA	Diff

dharc		Carrera DIGITAL 132		DHORC Carrera Digital 70+ Challenge 2026 Round 23																				SmartRace		dharc					
Competitor	Sonoma Raceway				Monza Banked Circuit								Mugello (GP)				Ruapuna Park (Euromarque MP)				Autodromo di Franciacorta				Fortaleza				Total	Best	Diff
	20-Jan-26		30-Jan-26		31-Jan-26		10-Feb-26		17-Mar-26		14-Apr-26		26-May-26		All	75%															
	1	2	3 SR1	4	5	6 SR2	7	8	9 SR3	10	11	12	13	14 SR4			15	16	17 SR5	18	19	20 SR6	21	22	23 SR7						
1	A Staniec	1	7	3.5	3	3	1.0	2	4	1.5	4	7	5	5	1.5	8	8	4.0	3	5	3	6	8	2.0	95.5	95.5					
2	R Booth	6	6	1.0	10	8	5.0	8	8	3.0	DNS	DNS	6	2	0.5	5	5	2.5	DNS	DNS	DNS	6	6	3.0	91.0	91.0	4.5				
3	T Mullen	DNS	DNS	2.0	4	2	3.5	5	5	3.0	5	5	4	6	3.0	3	3	0.5	3	3	2.5	4	4	1.0	71.5	71.5	19.5				
4	S Gray	2	4	1.5	2	3	2.0	4	4	1.0	4	4	5	5	1.5	DNS	DNS	DNS	2	7	3.5	5	4	1.5	66.0	66.0	5.5				
5	D Trantom	2	3	1.0	DNS	DNS	DNS	DNS	DNS	DNS	DNS	2	2	2.0	2	2	1.5	7	7	2.5	2	3	3.5	42.5	42.5	23.5					
Carrera Digital Race		210	211	212	213	214	215	216	217	218	219	220	221	222	223	224	225	226	227	228	229	230	231	232	Total	TBA	Diff				



Andrew's Group 'D' win in Round 22 enabled him to continue to lead the 70+ Group Challenge with a best finish of 9th twice at Fortaleza.






Team Championship

Pos	Team	Competitor	Group Wins	DHORC Carrera Digital Team Group Challenge 2026 Round 23																							Driver	All Points	75% All	75% Team	Diff
				Sonoma Raceway 20-Jan-26					Monza Banked Circuit 31-Jan-26					Mugello (GP) 18-Feb-26					Rusjona Park (Eurocarque WPT) 17-Mar-26			Autodromo di Franciacorta 14-Apr-26		Fortaleza 26-May-26							
				1	2	3 SR1	4	5	6 SR2	7	8	9 SR3	10	11	12	13	14 SR4	15	16	17 SR5	18	19	20 SR6	21	22	23 SR7					
1	M&S	M Thorpe	11	DNS	DNS	DNS	8	2	3.5	9	3	3.5	7	5	1	2.5	8	4	2.0	6	4	3.0	7	7	3.5	98.5	198.0	198.0			
2	Sagrato Calnate	S White	5	5	4	3.0	7	2	3.5	7	5	3.0	7	3	5	7	3.5	4	7	3.5	7	5	1.5	5	4	3.5	99.5	199.5			
3	Late Carrera Racing	J Borges	6	1	2	1.5	2	2.5	3	3	1.0	2	3	5	1	3.0	1	3	1.0	10	6	5.0	10	10	2.0	84.0	179.5	179.5	18.5		
4	Gray Hounds	A Staniec	4	1	7	3.5	3	3	1.0	2	4	1.5	4	7	5	5	1.5	8	5	4.0	3	5	3.0	6	8	2.0	95.5	185.5			
5	Barter Bashers	C Cooper	3	6	2	4.0	1	2	0.5	DNS	DNS	DNS	DNS	DNS	9	1	2.5	6	5	3.0	9	7	1.5	6	2	1.0	68.5	169.0	169.0	10.5	
6	Audiatang	V de Oliveira	12	DNS	DNS	3.5	5	1	0.5	9	9	4.5	5	1	8	8	0.5	8	5	4.0	2	6	3.0	7	7	2.5	109.5	189.0			
7	Old Rollers	S Gray	2	4	1.5	2	3	2.0	4	4	1.0	4	4	5	5	1.5	DNS	DNS	DNS	2	7	3.5	5	4	1.5	66.0	162.5	162.5	6.5		
8	Gravesome Troop	T Gray	4	6	2.0	4	8	4.0	3	4	1.5	7	5	3	2	1.0	3	3	0.5	8	6	4.0	5	5	2.5	96.5	186.5				
9	CDrs	M Dutton	3	DNS	DNS	DNS	4	4	1.0	2	2	2.0	6	3	8	6	3.0	5	0	2.5	DNS	DNS	DNS	4	6	3.0	65.5	156.5	156.5	6.0	
10	Crash Test	L Smith	4	6	3.0	5	5	3.0	5	4	1.0	5	5	6	4	3.0	2	8	3.0	4	1	1.0	3	5	2.0	91.0	181.0				
11	3 Fast 2 Furious	S Goodlip	6	7	2.5	5	6	3.0	8	3	2.5	3	6	4	4	3	5	4	2.0	DNS	DNS	DNS	DNS	DNS	DNS	72.5	154.5	184.5	2.0		
12	Last Man Standing	P Rees	7	3	1.0	1.0	1.0	1.0	6	6	3.0	6	4	8	1	1.5	DNS	DNS	2.0	3	2	3.0	6	4	2.5	92.0	154.5				
13	Crash Test	R Booth	5	8	1.0	1.0	8	5.0	8	8	3.0	DNS	DNS	8	2	0.5	5	5	2.5	DNS	DNS	DNS	DNS	DNS	DNS	91.0	154.0	184.0	0.5		
14	Crash Test	N Simey	8	DNS	DNS	2.5	3	3	1.0	4	4	1.5	6	6	3	5	2.5	3	1.5	3	2	1.0	2	4	2.0	63.0	148.0				
15	Crash Test	D Kalyan	4	2	0.5	4	4	2.5	7	7	3.5	7	4	2	2	2.0	DNS	DNS	1.5	5	5	1.5	3	3	1.5	70.0	150.0	180.0	4.0		
16	Crash Test	J Kalyan	6	DNS	DNS	1.5	9	9	4.5	DNS	DNS	DNS	DNS	7	5	1.0	8	10	4.0	3	3	2.0	4	5	3.5	80.0	150.0				
17	Crash Test	J Bowles	1	9	4.5	5	4	1.5	DNS	DNS	DNS	DNS	11	7	0.5	4	4	3.0	7	3	2.0	2	2	1.0	74.5	146.0	146.0	4.0			
18	Crash Test	T Mullin	2	DNS	DNS	2.0	4	2	3.5	5	3.0	5	5	4	6	3.0	3	3	0.5	3	3	2.5	4	4	1.0	71.5	146.0				
19	Crash Test	B Whitaker	6	11	9	8.5	9	7	3.5	DNS	DNS	DNS	4	2	2	3.0	DNS	DNS	2.0	DNS	DNS	DNS	2	6	4.0	79.0	119.5	119.5	26.5		
20	Crash Test	T Whitaker	1	4	3.0	3	7	1.5	DNS	DNS	DNS	1	2	1	2	0.5	1	1	2.0	DNS	DNS	DNS	4	4	2.0	40.5	119.5				
21	Crash Test	L Blacker	2	6	8	2.0	DNS	DNS	DNS	DNS	DNS	DNS	8	4	1.0	4	2	2.0	DNS	DNS	DNS	5	2	1.5	46.0	118.5	118.5	1.0			
22	Crash Test	A Smith	2	6	1.5	3	3	3.5	5	2.0	1	3	2	7	3.5	1	1	2.0	5	3	2.5	3	3	1.5	72.5	118.5					
23	Crash Test	C Blake	4	2	0.5	4	8	2.0	4	2	3.0	3	6	1	10	3.5	7	5	2.5	2	7	0.5	2	1.0	84.5	103.0	103.0	15.5			
24	Crash Test	L Palmer	1	3	2	1.0	DNS	DNS	DNS	2	2	3.5	2	1	DNS	DNS	DNS	DNS	DNS	DNS	DNS	DNS	DNS	DNS	DNS	16.5	103.0				
25	Crash Test	A Mason	DNS	DNS	DNS	DNS	DNS	DNS	6	2	2.0	2	4	1	0.5	0	0.5	3	3	1.5	4	2	1.0	4	2	1.0	48.0	102.5	102.5	0.5	
26	Crash Test	S Rankin	2	1	1	2.0	DNS	DNS	DNS	3	5	1.0	5	9	5	3.5	1	1	1.0	4	4	3.0	DNS	DNS	DNS	54.5	102.5				
27	Crash Test	N Jarran	2	4	5	3.0	DNS	DNS	DNS	5	2.5	3	5	5	DNS	DNS	DNS	3	3	1.5	5	9	3.5	DNS	DNS	57.5	94.5	94.5	8.0		
28	Crash Test	J Wardle	1	6	4	2.0	2	2	2.0	DNS	DNS	DNS	DNS	DNS	3	3	8.5	4	7	1.5	DNS	DNS	DNS	DNS	37.0	94.5					
29	Crash Test	A Mitro	3	3	1.5	DNS	DNS	DNS	4	4	3.0	4	4	DNS	DNS	DNS	5	5	0.5	DNS	DNS	DNS	7	3	3.5	50.5	92.0	92.0	2.5		
30	Crash Test	D Tranter	2	2	3	1.0	DNS	DNS	DNS	DNS	DNS	DNS	2	2	2.0	2	2.0	2	1.5	7	7	2.5	2	2	3.5	41.5	92.0				
31	Crash Test	D Hughes-Dowd	2	7	7	1.5	DNS	DNS	DNS	DNS	DNS	8	DNS	9	3	4.5	7	5	1.5	DNS	DNS	DNS	DNS	DNS	DNS	51.5	91.5	91.5	9.5		
32	Crash Test	JJ Hughes-Dowd	2	3	1	0.5	DNS	DNS	DNS	DNS	DNS	DNS	3	7	2.0	5	7	2.5	DNS	DNS	DNS	DNS	DNS	DNS	DNS	31.0	91.5				
33	Crash Test	L Edwards	5	3	0.5	DNS	DNS	DNS	DNS	DNS	DNS	DNS	1	1	0.5	DNS	DNS	DNS	2	2	1.0	DNS	DNS	DNS	DNS	19.0	91.0	91.0	21.5		
34	Crash Test	D Edwards	2	10	5	5.0	5	1.5	DNS	DNS	DNS	DNS	2	5	2.5	2	1	DNS	1	DNS	DNS	DNS	DNS	DNS	DNS	45.0	91.0				
35	Crash Test	A Woodhouse	2	7	2.5	DNS	DNS	DNS	DNS	DNS	DNS	DNS	DNS	DNS	DNS	1	1	1.0	1	DNS	DNS	DNS	DNS	DNS	DNS	20.5	90.5	90.5	21.5		
36	Crash Test	J Woodhouse	1	1	1	0.5	DNS	DNS	DNS	DNS	DNS	DNS	DNS	DNS	3	4	1.5	8	DNS	DNS	DNS	DNS	DNS	DNS	DNS	19.0	90.5				



Martin took his fifth straight Group 'B' win, each in second place overall. He and Steve's Team M&S continue to lead the Team Group Challenge.



<https://www.smartrace.de/en/> again did a great job ensuring all 15 races ran perfectly.

Members' Statistics

DHORC Carrera 2022 - 2026 Stats 1 - After CD232									
Meetings Attended			Driver Ranking			Race Group Wins			
Pos	Competitor (1st)	No	Pos	Competitor	Score	Pos	Competitor	No	CS
1	P Rees (18Jan22)	228	1	V de Oliveira	1,926	1	V de Oliveira	77	(7)
1	N Sismey (18Jan22)	228	2	S White	2,558	2	M Thorpe	71	(9)
3	R Booth (18Jan22)	216	3	S Goodlip	2,926	3	S Goodlip	63	(6)
4	D Kalyan (21Jun22)	213	4	S Whittaker	6,111	4	A Smith	56	(6)
4	A Smith (18Jan22)	213	5	C Cooper	6,259	4	P Rees	56	(4)
6	S Gray (15Feb22)	204	6	K Spink	7,074	6	R Booth	43	(4)
7	M Thorpe (15Feb22)	200	7	M Thorpe	7,333	7	A Staniec	39	(17)
8	S Goodlip (18Jan22)	199	8	A Smith	7,444	8	J Kalyan	36	(4)
9	S White (18Jan22)	192	9	T Gray	8,298	9	T Gray	35	(5)
10	T Gray (16Aug22)	176	10	T Mullen	9,222	10	L Blacker	33	(4)
11	M Dutton (22Mar22)	175	11	N Sismey	9,778	10	S White	33	(3)
12	L Blacker (18Jan22)	169	12	S Bradley	10,667	12	D Kalyan	31	(5)
13	J Kalyan (16Aug22)	166	13	L Blacker	10,889	13	D Edwards	28	(9)
14	L Smith (18Jan22)	161	14	L Pateman	12,074	14	N Sismey	27	(3)
15	V de Oliveira (17Nov23)	153	15	L Smith	13,889	15	S Gray	26	(3)
16	D Edwards (18Jan22)	149	16	T Whittaker	14,481	16	JJ Hughes-Dowd	25	(10)
17	S Rankin (23Aug22)	148	17	J Borges	14,593	17	D Garbett	24	(3)
18	A Staniec (09May23)	142	18	A Staniec	15,778	18	R Litherland	22	(5)
19	T Mullen (12Dec23)	139	19	B Whitehouse	15,852	19	L Pateman	21	(7)
20	D Hughes-Dowd (22Nov22)	138	19	J Kalyan	15,852	19	M Dutton	21	(3)
21	L Edwards (18Jan22)	131	21	A Mitro	16,407	21	L Edwards	20	(4)
22	L Pateman (18Jan22)	129	22	P Rees	17,000	22	JT Hughes-Dowd	18	(3)
23	JT Hughes-Dowd	120	23	C Blake	17,269	22	A Woodhouse	18	(8)
24	D Garbett	113	24	L Hobson	17,298	22	L Smith	18	(3)
25	C Cooper (18Jan22)	105	25	N Jarram	17,407	25	C Cooper	17	(2)
26	JJ Hughes-Dowd (22Nov22)	95	26	D Kalyan	18,794	25	S Whittaker	17	(3)
27	G Peach	86	27	A Woodhouse	19,296	27	D Hughes-Dowd	16	(3)
28	J Lamb	81	28	D Edwards	19,444	27	J Woodhouse	16	(3)
29	A Woodhouse (01Aug23)	71	29	M Dutton	19,481	27	J Borges	16	(4)
29	J Woodhouse (19Jan24)	71	30	J Bowles	19,519	30	T Mullen	14	(2)
31	S Whittaker (07Feb25)	70	31	J Wardle	19,593	31	G Peach	13	(3)
32	J Borges (18Mar25)	67	32	G Ng	19,778	31	J Lamb	13	(6)
33	R Litherland (17Dec24)	57	33	S Gray	20,000	33	T Whittaker	12	(8)
33	B Whitehouse (19Jan24)	57	34	R Booth	20,185	34	A Rowland	11	(4)
35	J Bowles (07Feb25)	50	35	R Goodere	20,778	34	B Whitehouse	11	(3)
36	T Whittaker (17Jun25)	49	36	J Woodhouse	21,074	36	G Skipp	9	(4)
37	K Spink (08Apr25)	46	37	D Trantom	22,963	36	M Allsopp	9	(3)
38	A Rowland	37	38	S Rankin	25,333	36	C Bacon	9	(3)
38	A Mitro (06Jun25)	37	39	A Mason	25,852	39	K Spink	8	(6)
40	S Bradley (21Jan25)	36	40	L Edwards	27,630	40	S Bradley	7	(3)
41	G Ng (18Mar25)	32	RET	A Rowland	6,333	40	C Blake	7	(2)
41	N Jarram (14Oct25)	32	RET	R Litherland	7,667	42	J Yates	6	
43	J Yates	30	RET	G Skipp	7,778	43	J Johnson	5	(4)
44	D Trantom (04Nov25)	29	RET	D Garbett	7,889	43	C Whitehouse	5	(4)
45	G Skipp	28	RET	JJ Hughes-Dowd	9,852	43	A Mitro	5	(2)
45	C Bacon	28	RET	M Allsopp	10,000	43	J Bowles	5	(4)
45	C Blake (29Nov25)	28	RET	C Bacon	10,259	47	S Rankin	4	
48	C Whitehouse	23	RET	D Hughes-Dowd	10,333	48	G Ng	3	(2)
48	J Wardle (14Oct25)	23	RET	J Yates	11,481	48	N Jarram	3	
50	M Allsopp	22	RET	J Johnson	11,630	50	C Hawes	2	
51	M Smith	20	RET	R Hill	11,852	50	D Trantom	2	(2)
51	L Patterson	20	RET	G Peach	12,185	52	R Hill	1	
52	J Johnson	19	RET	C Whitehouse	14,296	52	M Smith	1	
53	C Hawes (04Nov25)	17	RET	JT Hughes-Dowd	14,556	52	M Farnsworth	1	
53	A Mason (31Jan26)	17	RET	C Hawes	14,926	52	J Wardle	1	
55	M Farnsworth	10	RET	M Blood	16,333	52	M Blood	1	
56	R Hill	9	RET	M Smith	17,074				
56	L Hobson (28Nov25)	9	RET	J Lamb	18,222				
58	JD Hughes-Dowd	3	RET	L Patterson	20,407				
58	R Goodere (14Apr26)	3	RET	M Farnsworth	21,111				
60	M Blood (14Apr26)	1	RET	JD Hughes-Dowd	21,889				
60	M Grelton (14Apr26)	1	RET	M Grelton	24,000				

(Driver Ranking = Average Position in Qualifying, Final Position & Fastest Lap Over Last 9 club nights)

Orange = No Change, Green = Improvement, Red = Deterioration, White = New, Blue = Retired or not a 2026 Member yet.

DHORC Carrera 2022 - 2026 Stats 2 - After CD 232

Poles				Wins				Fastest Laps			
Pos	Competitor	No	CS	Pos	Competitor	No	CS	Pos	Competitor	No	CS
1	V de Oliveira	77	(12)	1	V de Oliveira	64	(7)	1	V de Oliveira	87	(13)
2	S Goodlip	76	(7)	2	S Goodlip	49	(4)	2	S Goodlip	62	(8)
3	A Smith	43	(9)	3	A Smith	46	(4)	3	A Smith	46	(14)
4	D Garbett	14	(4)	4	S White	26	(3)	4	D Garbett	12	(3)
5	S White	10	(3)	5	D Garbett	19	(3)	5	S White	11	(2)
6	J Lamb	3	(3)	6	M Thorpe	7	(2)	6	L Blacker	3	(2)
6	G Peach	3	(2)	7	G Skipp	5	(4)	7	N Sismey	2	
8	N Sismey	2	(2)	7	N Sismey	5		7	G Peach	2	
9	L Pateman	1		9	L Blacker	4	(2)	9	J Lamb	1	
9	G Skipp	1		9	P Rees	4		9	L Pateman	1	
9	L Blacker	1		11	JJ Hughes-Dowd	3	(2)	9	JJ Hughes-Dowd	1	
9	P Rees	1		11	T Gray	3		9	G Skipp	1	
9	A Rowland	1		13	R Litherland	2		9	P Rees	1	
				13	S Whittaker	2		9	T Gray	1	
				15	K Spink	1		9	A Rowland	1	
				15	A Rowland	1		9	K Spink	1	
				15	T Whittaker	1					

DHORC Carrera Stats 3 - CD 232

Poles		Competitor		
Records		Name	Total	2026
All Time		V de Oliveira	77	14
V de Oliveira	77	S Goodlip	76	6
Season		A Smith	43	
V de Oliveira	41	S White	10	3
		N Sismey	2	
		L Blacker	1	
		L Pateman	1	
		P Rees	1	
Wins		Competitor		
Records		Name	Total	2026
All Time		V de Oliveira	64	10
V de Oliveira	64	S Goodlip	49	4
Season		A Smith	46	
V de Oliveira	31	S White	26	7
		M Thorpe	7	2
		N Sismey	5	
		L Blacker	4	
		P Rees	4	
		T Gray	3	1
		JJ Hughes-Dowd	3	
		S Whittaker	2	2
		T Whittaker	1	
		K Spink	1	
Fastest Laps		Competitor		
Records		Name	Total	2026
All Time		V de Oliveira	87	16
V de Oliveira	87	S Goodlip	62	5
Season		A Smith	46	
V de Oliveira	43	S White	11	2
		L Blacker	3	
		N Sismey	2	
		L Pateman	1	
		P Rees	1	
		T Gray	1	
		JJ Hughes-Dowd	1	
		K Spink	1	

Best DHORC Carrera Position Records 2022 - 2026 - After CD 232														
Qualifying					Final Position					Fastest Lap				
Pos	Competitor	DHORC-CD	Gap	Date	Pos	Competitor	DHORC-CD	Gap	Date	Pos	Competitor	DHORC-CD	Gap	Date
1	V de Oliveira	232	0	26-May-26	1	S Whittaker	232	0	26-May-26	1	V de Oliveira	232	0	26-May-26
1	S White	222	10	10-Feb-26	1	V de Oliveira	231	1	26-May-26	1	S White	219	13	31-Jan-26
1	S Goodlip	216	16	31-Jan-26	1	S White	227	5	14-Apr-26	1	S Goodlip	214	18	30-Jan-26
1	A Smith	144	88	07-Feb-25	1	M Thorpe	224	8	17-Mar-26	1	K Spink	195	37	26-Oct-25
1	P Rees	86	146	20-Jan-24	1	S Goodlip	220	12	31-Jan-26	1	A Smith	138	94	03-Dec-24
1	L Blacker	85	147	20-Jan-24	1	T Gray	211	21	20-Jan-26	1	L Blacker	86	146	20-Jan-24
1	N Sismey	48	184	09-May-23	1	N Sismey	209	23	02-Dec-25	1	P Rees	84	148	20-Jan-24
1	L Pateman	6	226	15-Feb-22	1	A Smith	204	28	29-Nov-25	1	JJ Hughes-Dowd	53	179	04-Jul-23
2	S Bradley	201	31	28-Nov-25	1	P Rees	194	38	26-Oct-25	1	N Sismey	46	186	09-May-23
2	K Spink	190	42	25-Oct-25	1	K Spink	165	67	06-Jun-25	1	L Pateman	5	227	15-Feb-22
2	T Gray	95	137	16-Apr-24	1	L Blacker	86	146	20-Jan-24	2	J Borges	208	24	02-Dec-25
2	JJ Hughes-Dowd	51	181	13-Jun-23	1	JJ Hughes-Dowd	54	173	04-Jul-23	2	S Bradley	200	32	28-Nov-25
3	C Cooper	210	22	20-Jan-26	2	C Cooper	143	89	21-Jan-25	2	L Smith	85	147	20-Jan-24
3	T Mullen	194	38	26-Oct-25	2	L Pateman	4	228	15-Feb-22	3	T Whittaker	219	13	31-Jan-26
3	T Whittaker	179	53	16-Sep-25	3	J Woodhouse	204	28	29-Nov-25	3	S Whittaker	210	22	20-Jan-26
3	L Smith	86	146	20-Jan-24	3	T Mullen	157	75	18-Mar-25	3	D Edwards	166	66	07-Jun-25
3	D Hughes-Dowd	79	153	16-Jan-24	3	L Smith	154	78	11-Feb-25	3	C Cooper	143	89	21-Jan-25
3	M Thorpe	19	213	16-Aug-22	4	T Whittaker	202	30	29-Nov-25	3	M Thorpe	140	92	17-Dec-24
4	S Whittaker	211	21	20-Jan-26	4	J Borges	198	34	04-Nov-25	3	T Gray	125	107	25-Oct-24
4	D Edwards	103	129	08-Jun-24	4	S Gray	195	37	26-Oct-25	3	D Hughes-Dowd	78	154	16-Jan-24
4	R Booth	57	175	01-Aug-23	4	D Edwards	142	90	21-Jan-25	4	T Mullen	155	77	18-Mar-25
5	S Gray	125	107	25-Oct-24	4	R Booth	105	127	08-Jun-24	4	S Gray	140	92	17-Dec-24
5	J Kalyan	95	137	16-Apr-24	4	J Kalyan	57	175	01-Aug-23	5	C Blake	206	26	29-Nov-25
5	A Staniec	78	154	16-Jan-24	5	A Staniec	211	21	20-Jan-26	6	C Hawes	207	25	29-Nov-25
6	C Hawes	199	33	28-Nov-25	5	C Blake	206	26	29-Nov-25	6	J Woodhouse	104	128	08-Jun-24
6	J Woodhouse	105	127	08-Jun-24	5	S Bradley	186	46	24-Oct-25	6	M Dutson	103	129	08-Jun-24
7	N Jarram	210	22	20-Jan-26	6	D Hughes-Dowd	223	9	10-Feb-26	6	L Edwards	72	160	18-Nov-23
7	C Blake	206	26	29-Nov-25	6	B Whitehouse	150	82	08-Feb-25	6	R Booth	36	196	17-Jan-23
7	J Borges	204	28	29-Nov-25	6	M Dutson	139	93	17-Dec-24	7	A Mitro	211	21	20-Jul-26
7	M Dutson	104	128	08-Jun-24	6	D Kalyan	107	125	08-Jun-24	7	B Whitehouse	192	40	25-Oct-25
8	B Whitehouse	127	105	22-Oct-24	6	A Woodhouse	96	136	16-Apr-24	7	D Kalyan	146	86	07-Feb-25
8	D Kalyan	122	110	15-Oct-24	7	J Bowles	205	27	29-Nov-25	7	J Kalyan	69	163	17-Nov-23
8	L Edwards	25	207	25-Oct-22	7	L Edwards	73	159	18-Nov-23	8	A Staniec	211	21	20-Jan-26
9	G Ng	203	29	29-Nov-25	8	N Jarram	228	4	14-Apr-26	8	G Ng	204	28	29-Nov-25
9	A Woodhouse	93	139	16-Apr-24	8	G Ng	204	28	29-Nov-25	9	J Bowles	206	26	29-Nov-25
10	A Mitro	212	20	20-Jan-26	8	C Hawes	201	31	28-Nov-25	9	N Jarram	201	31	28-Nov-25
10	S Rankin	40	192	28-May-24	9	J Wardle	228	4	14-Apr-26	10	S Rankin	195	37	26-Oct-25
11	J Wardle	228	4	14-Apr-26	9	A Mitro	175	57	08-Jul-25	10	A Woodhouse	92	140	19-Mar-24
11	J Bowles	207	25	29-Nov-25	12	S Rankin	194	38	26-Oct-25	11	M Blood	229	3	14-Apr-26
17	D Trantom	202	30	29-Nov-25	15	D Trantom	207	25	29-Nov-25	11	J Wardle	187	45	24-Oct-25
18	M Blood	229	3	14-Apr-26	19	R Goodere	227	5	14-Apr-26	16	D Trantom	229	3	14-Apr-26
19	A Mason	230	2	26-May-26	20	M Blood	229	3	14-Apr-26	19	R Goodere	228	4	14-Apr-26
20	R Goodere	228	4	14-Apr-26	20	A Mason	216	16	31-Jan-26	24	M Gretton	229	3	14-Apr-26
25	M Gretton	229	3	14-Apr-26	23	M Gretton	229	3	14-Apr-26	24	A Mason	217	15	31-Jan-26

Distance Covered in 2026 DHORC Carrera Digital Championship After Round 23						
Pos	Competitor	Laps	Feet	Feet / Race	Miles	Races
1	S White	1,362.9	207,873	9,038	39.4	23
2	T Gray	1,313.2	200,813	8,731	38.0	23
3	A Smith	1,249.6	191,096	8,309	36.2	23
4	L Smith	1,238.6	190,023	8,262	36.0	23
5	M Thorpe	1,143.1	177,418	8,448	33.6	21
6	C Blake	1,149.9	176,410	7,670	33.4	23
7	A Staniec	1,152.1	176,240	7,663	33.4	23
8	V de Oliveira	1,151.4	175,890	8,376	33.3	21
9	N Sismey	1,097.9	171,600	8,171	32.5	21
10	J Borges	1,131.5	170,281	7,404	32.3	23
11	T Mullen	1,097.0	169,655	8,079	32.1	21
12	P Rees	1,080.6	166,629	7,935	31.6	21
13	D Kalyan	1,075.8	165,419	7,877	31.3	21
14	S Goodlip	958.4	156,694	9,217	29.7	17
15	S Gray	976.1	151,411	7,571	28.7	20
16	C Cooper	995.8	141,224	7,846	26.7	18
17	R Booth	905.3	140,789	7,822	26.7	18
18	T Whittaker	895.4	138,431	8,143	26.2	17
19	J Bowles	935.6	133,040	7,391	25.2	18
20	M Dutson	815.1	132,407	7,789	25.1	17
21	S Whittaker	826.9	128,853	8,590	24.4	15
22	J Kalyan	851.0	122,398	7,650	23.2	16
23	A Mason	800.3	120,093	7,064	22.7	17
24	S Rankin	779.7	117,039	6,885	22.2	17
25	A Mitro	724.1	114,438	8,174	21.7	14
26	N Jarram	728.1	110,705	7,907	21.0	14
27	D Trantom	748.0	100,575	6,705	19.0	15
28	L Blacker	697.7	97,509	8,126	18.5	12
29	D Edwards	681.1	97,506	6,965	18.5	14
30	J Wardle	593.1	84,900	7,075	16.1	12
31	D Hughes-Dowd	571.2	82,887	8,289	15.7	10
32	K Spink	367.6	72,111	9,014	13.7	8
33	B Whitehouse	366.5	71,895	8,987	13.6	8
34	JJ Hughes-Dowd	486.9	68,046	7,561	12.9	9
35	L Pateman	359.6	61,326	7,666	11.6	8
36	L Edwards	426.0	54,775	6,086	10.4	9
37	A Woodhouse	381.8	52,312	7,473	9.9	7
38	J Woodhouse	359.0	49,027	7,004	9.3	7
39	G Ng	199.8	39,194	7,839	7.4	5
40	S Bradley	122.2	23,971	7,990	4.5	3
41	R Goodere	170.7	19,887	6,629	3.8	3
42	C Hawes	135.2	18,421	6,140	3.5	3
43	M Blood	27.1	3,157	3,157	0.6	1
44	M Gretton	26.2	3,052	3,052	0.6	1
Pos	Competitor	33,155.1	5,047,420.2	7,586	956.0	640

Could be, Won't be Race Groups 26May26

Race Groups

Grp	Competitor	Rank	Grp	Competitor	Rank
-----	------------	------	-----	------------	------

A

A1	V de Oliveira	1.926
A2	S White	2.556
A3	S Goodlip	2.926
A4	S Whittaker	6.111
A5	C Cooper	6.259
A6	M Thorpe	7.333

D

D1	P Rees	17.000
D2	C Blake	17.259
D3	N Jarram	17.407
D4	D Kalyan	18.704
D5	A Woodhouse	19.296
D6	D Edwards	19.444

B

B1	A Smith	7.444
B2	T Gray	8.296
B3	T Mullen	9.222
B4	N Sismey	9.778
B5	L Blacker	10.889
B6	L Pateman	12.074

E

E1	M Dutson	19.481
E2	J Bowles	19.519
E3	J Wardle	19.593
E4	S Gray	20.000
E5	R Booth	20.185
E6	R Goodere	20.778

C

C1	L Smith	13.889
C2	T Whittaker	14.481
C3	J Borges	14.593
C4	A Staniec	15.778
C5	J Kalyan	15.852
C6	A Mitro	16.407

F

F1	J Woodhouse	21.074
F2	D Trantom	22.963
F3	S Rankin	25.333
F4	A Mason	25.852
F5	L Edwards	27.630
F6		

Weekend Events

W1	K Spink	7.074
W2	S Bradley	10.667
W3	B Whitehouse	15.852
W4	L Hobson	17.296
W5	G Ng	19.778

Race Night Stand Down (Fuji) Issue 1

Pos	Name
1	A Staniec (5-Min Sprint)
2	J Borges (5-Min Sprint)
3	L Smith (5-Min Sprint)
4	S White (5-Min Sprint)
5	C Blake (5-Min Sprint)
6	T Gray
7	A Smith
8	C Cooper
9	J Bowles
10	M Thorpe
11	J Kalyan (Sonoma 20Jan26)
12	T Mullen (Sonoma 20Jan26)
13	V de Oliveira (Sonoma 20Jan26)
14	N Sismey (Sonoma 20Jan26)
15	D Trantom
16	A Mason
17	S Gray
18	P Rees (Ruapuna 17Mar26)

Red SD indicates who would stand down

Weekend Racers	
37	B Whitehouse
38	G Ng
39	K Spink
40	L Hobson
41	S Bradley

Pos	Name
19	D Kalyan (Ruapuna 17Mar26)
20	R Booth
21	T Whittaker
22	M Dutson
23	L Blacker
24	A Mitro
25	S Whittaker (Ruapuna 17Mar26)
26	D Edwards
27	S Rankin
28	N Jarram
29	J Wardle
30	A Woodhouse
31	J Woodhouse
32	L Edwards
33	S Goodlip
34	L Pateman
35	R Goodere

No Stand Down for Road America in September

Next Circuit



Fuji Speedway

Where Do We Race Next?
What Are The Records?
Who Has Been On The Podium?

Circuit History

Nestling in the foothills of Mount Fuji from which it takes its name, **Fuji Speedway** (富士スピードウェイ) helped Japan burst onto the international racing scene as host of the country's first Formula One race, the epic 1976 title-decider.

While the circuit's forays into Grand Prix racing were short-lived (just two seasons in its original form and a further two following its expensive remodelling), it is sportscar racing that has made Fuji its home, with a popular round of the FIA WEC enduring to this day.

Owned by Toyota, the circuit has naturally had a rivalry with Honda-owned Suzuka and today counts all of the major domestic championships as regular visitors. It was also a venue and finish for the cycling races in the delayed 2020 Tokyo Olympics.

Fuji Speedway (Japan)

				1st	2nd	3rd
DHARC-CD 25	25-Oct	2022	117'2"	A Smith	S Goodlip	G Peach
DHARC-CD 26	25-Oct	2022	117'2"	A Smith	D Garbett	P Rees
DHARC-CD 27	25-Oct	2022	117'2"	A Smith	L Pateman	S Goodlip
DHARC-CD 28	22-Nov	2022	117'2"	D Garbett	S Goodlip	L Blacker
DHARC-CD 29	22-Nov	2022	117'2"	S Goodlip	S White	L Blacker/A Smith
DHARC-CD 30	22-Nov	2022	117'2"	S White	S Goodlip/A Smith	
DHARC-CD 31	06-Dec	2022	117'2"	S White (2)	A Smith	D Garbett
DHARC-CD 32	06-Dec	2022	117'2"	A Smith	D Garbett	S White
DHARC-CD 33	06-Dec	2022	117'2"	A Smith (5)	D Garbett	S White
DHARC-CD 122	15-Oct	2024	117'2"	S Goodlip	D Garbett	L Pateman
DHARC-CD 123	15-Oct	2024	117'2"	V de Oliveira	S Goodlip	A Smith
DHARC-CD 124	15-Oct	2024	117'2"	S Goodlip	V de Oliveira	S White
DHARC-CD 158	08-Apr	2025	117'2"	S Goodlip	T Gray	D Garbett
DHARC-CD 159	08-Apr	2025	117'2"	V de Oliveira (2)	A Smith	T Gray
DHARC-CD 160 SR6	08-Apr	2025	117'2"	D Garbett (2)/S Goodlip (5)		A Smith
DHARC-CD 160 (N)	08-Apr	2025	117'2"	P Rees (1)	D Hughes-Dowd	
DHARC-CD 233	16-Jun	2026	117'2"			
DHARC-CD 234	16-Jun	2026	117'2"			
DHARC-CD 235 SR8	16-Jun	2026	117'2"			

Circuit Records

Qualifying / Fastest Lap		
GT	S Goodlip	08-Apr-25
8.019 secs (9.962 MPH)		
Race Laps (15 Mins)		
GT	V de Oliveira	08-Apr-25
88.8 Laps		
Race Laps (5 Mins)		
GT	D Garbett	08-Apr-25
GT	S Goodlip	08-Apr-25
32.6 Laps		
Race Laps (5 Mins)		
NASCAR	P Rees	08-Apr-25
26.3 Laps		
Evening Group Points		
GT	R Booth	15-Oct-24
24 Points		

DIGITAL

Qualifying / Fastest Lap				Race Laps				Race Laps 5-mins Sprint				
Pos	Competitor	Fastest	MPH	Date	Pos	Competitor	Laps	Date	Pos	Competitor	Laps	Date
1	S Goodlip	8.019	9.962	08-Apr-25	1	V de Oliveira	88.8	08-Apr-25	1	S Goodlip	32.6	08-Apr-25
2	V de Oliveira	8.034	9.944	08-Apr-25	2	S Goodlip	86.7	15-Oct-24	1	D Garbett	32.6	08-Apr-25
3	M Thorpe	8.354	9.563	08-Apr-25	3	A Smith	85.8	15-Oct-24	3	A Smith	32.1	08-Apr-25
4	A Smith	8.502	9.396	08-Apr-25	4	S White	84.7	15-Oct-24	4	N Sismey	31.2	08-Apr-25
5	D Garbett	8.557	9.336	08-Apr-25	5	T Gray	84.6	08-Apr-25	5	T Gray	30.4	08-Apr-25
6	L Pateman	8.633	9.254	15-Oct-24	6	P Rees	84.4	15-Oct-24	5	L Pateman	30.4	08-Apr-25
7	S White	8.750	9.130	15-Oct-24	7	D Garbett	84.0	06-Dec-22	7	M Thorpe	30.1	08-Apr-25
8	T Gray	8.810	9.068	15-Oct-24	8	N Sismey	83.5	15-Oct-24	8	A Rowland	29.4	08-Apr-25
9	N Sismey	8.957	8.919	08-Apr-25	9	M Thorpe	83.3	15-Oct-24	9	C Bacon	29.1	08-Apr-25
10	P Rees	8.977	8.899	15-Oct-24	10	L Blacker	83.0	22-Nov-22	10	JT Hughes-Dowd	28.7	08-Apr-25
11	T Mullen	9.130	8.750	08-Apr-25	10	L Pateman	83.0	15-Oct-24	11	C Cooper	28.6	08-Apr-25
12	L Blacker	9.188	8.695	06-Dec-22	12	C Bacon	81.0	08-Apr-25	12	T Mullen	28.3	08-Apr-25
13	G Peach	9.213	8.671	11-Oct-22	13	A Rowland	80.6	08-Apr-25	12	J Woodhouse	28.3	08-Apr-25
14	A Rowland	9.340	8.553	08-Apr-25	14	G Peach	79.1	25-Oct-22	14	S Whittaker	28.2	08-Apr-25
15	C Cooper	9.447	8.456	22-Nov-22	15	J Kalyan	78.6	15-Oct-24	15	L Blacker	27.6	08-Apr-25
16	JT Hughes-Dowd	9.526	8.386	08-Apr-25	16	R Litherland	78.0	08-Apr-25	15	J Kalyan	27.6	08-Apr-25
17	J Woodhouse	9.569	8.348	08-Apr-25	17	JJ Hughes-Dowd	77.9	15-Oct-24	15	S Gray	27.6	08-Apr-25
18	D Hughes-Dowd	9.570	8.348	08-Apr-25	18	S Whittaker	77.7	08-Apr-25	18	A Woodhouse	27.5	08-Apr-25
19	JJ Hughes-Dowd	9.598	8.323	15-Oct-24	19	A Woodhouse	77.5	15-Oct-24	19	R Booth	26.7	08-Apr-25
20	C Bacon	9.604	8.318	08-Apr-25	20	D Hughes-Dowd	77.4	15-Oct-24	19	L Edwards	26.7	08-Apr-25
21	D Kalyan	9.644	8.284	08-Apr-25	21	T Mullen	77.2	08-Apr-25	21	J Borges	26.5	08-Apr-25
22	M Dutson	9.645	8.283	08-Apr-25	22	C Cooper	77.0	08-Apr-25	22	P Rees (N)	26.3	08-Apr-25
23	S Gray	9.709	8.228	08-Apr-25	23	R Booth	76.6	15-Oct-24	23	M Dutson	25.7	08-Apr-25
24	R Litherland	9.711	8.226	08-Apr-25	24	S Rankin	76.3	08-Apr-25	24	K Spink	25.6	08-Apr-25
25	J Kalyan	9.726	8.214	15-Oct-24	25	J Woodhouse	76.2	08-Apr-25	25	S Rankin	25.0	08-Apr-25
26	A Woodhouse	9.746	8.197	15-Oct-24	26	L Edwards	76.0	06-Dec-22	26	D Edwards	24.6	08-Apr-25
27	S Whittaker	9.747	8.196	08-Apr-25	27	D Edwards	75.7	22-Nov-22	27	S Bradley	24.5	08-Apr-25
28	J Lamb	9.841	8.118	15-Oct-24	27	D Kalyan	75.7	15-Oct-24	28	D Kalyan	24.4	08-Apr-25
29	J Yates	9.973	8.010	22-Nov-22	29	JT Hughes-Dowd	75.2	08-Apr-25	29	A Staniec	22.6	08-Apr-25
30	J Borges	9.991	7.996	08-Apr-25	30	S Gray	74.5	08-Apr-25	30	R Litherland	21.2	08-Apr-25
31	D Edwards	10.013	7.978	06-Dec-22	31	J Lamb	74.2	15-Oct-24	31	G Ng	20.7	08-Apr-25
32	R Booth	10.015	7.977	15-Oct-24	32	J Borges	73.9	08-Apr-25	32	D Hughes-Dowd (N)	16.9	08-Apr-25
33	L Edwards	10.117	7.896	06-Dec-22	33	A Staniec	73.3	08-Apr-25	33	V de Oliveira	1.6	08-Apr-25
34	S Rankin	10.130	7.886	08-Apr-25	34	M Dutson	72.6	15-Oct-24	34	G Peach	N/A	N/A
34	K Spink	10.130	7.886	08-Apr-25	35	L Smith	72.0	06-Dec-22	34	J Johnson	N/A	N/A
36	J Johnson	10.132	7.885	06-Dec-22	36	J Yates	71.2	22-Nov-22	34	J Lamb	N/A	N/A
37	S Bradley	10.324	7.738	08-Apr-25	37	S Bradley	68.6	08-Apr-25	34	J Yates	N/A	N/A
38	L Smith	10.346	7.721	06-Dec-22	38	J Johnson	67.7	06-Dec-22	34	JD Hughes-Dowd	N/A	N/A
39	A Staniec	10.482	7.621	08-Apr-25	39	K Spink	64.8	08-Apr-25	34	JJ Hughes-Dowd	N/A	N/A
40	JD Hughes-Dowd	11.559	6.911	06-Dec-22	40	JD Hughes-Dowd	58.3	06-Dec-22	34	L Smith	N/A	N/A
41	G Ng	11.809	6.765	08-Apr-25	41	G Ng	53.3	08-Apr-25	34	S White	N/A	N/A



Visit dhorc.co.uk or Find us on **facebook**

Derby HO Racing Club



Club Night

R&R

TOMY AFX TYCO Carrera DIGITAL

Rules & Regulations 2026



Derby HO Racing Club  www.dhorc.co.uk

Derby HO Racing Club  www.dhorc.co.uk




Home of HO Le Mans

TOMY AFX TYCO SmartRa  e Carrera DIGITAL

<https://dhorc.co.uk/wp-content/uploads/2025/12/DHORC-Rules-Regs-2026-1.pdf>



Item	Part Number	Price
Carrera Digital braids (x2)	n/a	£3.00
Carrera Digital Guide Blade	n/a	£1.25
PSR Motor with Gubbins	PSR-AC6	£6.00
m2 x 3mm Grub Screw (x2)	n/a	£0.50
m2.5 x 3mm Grub Screw	n/a	£0.50
m2.6 x 6mm body screws (x4)	n/a	£0.50
9 tooth Pinion Plastic	n/a	£0.50
9 tooth Pinion Brass	n/a	£1.00
27tooth crown gear	GI27-Bz	£7.50
54mm Axle	PA01-54	£1.50
Brass Axle Bushing (x2)	PA-68	£4.00
mixed bag of 30 washers/ spacers	n/a	£1.00
Axle Kit	kk07c	£16.00
Reworked Braids (x2)	n/a	£1.00
3d printed resin wheels 15.8x8mm (x2)	RLW132158	£2.00
3d printed resin wheels 16.3x10mm (x2)	RLW132163	£2.00
3d printed resin wheels 16.8x10mm (x2)	RLW132168	£2.00
3d printed resin wheels 17.3x10mm (x2)	RLW132173	£2.00
3d printed resin wheels 17.8x10mm (x2)	RLW132178	£2.00
Plastic Wheels 15.8x8.2mm (x2)	SIW15808215P	£2.00
Plastic Wheels 17.3x8.2mm (x2)	SIW17308215P	£2.00
Plastic Wheels 17.3x10mm (x2)	SIW17310005P	£2.00
Aluminium Wheels 15.8x8.2mm (x2)	SIW15808215A	£7.00
Aluminium Wheels 17.3x8.2mm (x2)	SIW17308215A	£7.00
Aluminium Wheels 17.3x9.75mm (x2)	SIW17309715A	£7.00
Aluminium Wheels 15.9x8.5mm (x2)	SP021120	£7.00



RAZORLITE Urethane Tyres (Sizes Available)

16x11, 5x1 RLT13201	19.5x11, 6x1.5 RLT13215	Policar Monoposto Scaleauto F1 Rear RLT13228
17x11, 5x1 RLT13202	20x11, 5x1 RLT13216	
17.5x11, 5x1 RLT13203	20x11, 5x1.5 RLT13217	20.25x11, 5x1 RLT13229
18x11, 5x1 RLT13204	20x11, 6x1 RLT13218	19x10, 5x1.5 RLT13230
19x10, 5x1 RLT13205	20x11, 6x1.5 RLT13219	19x10, 6x1 RLT13231
19x11, 5x1 RLT13206	20x12, 5x1 RLT13220	19x10, 6x1.5 RLT13232
19x11, 6x1 RLT13207	20x12, 6x1 RLT13221	19.75x11, 5x1 RLT13233
19x11, 6x1.5 RLT13208	20.5x11, 5x1 RLT13222	19.75x11, 5x1.5 RLT13234
19x12, 5x1 RLT13209	21x11, 5x1 RLT13223	19.75x11, 6x1 RLT13235
19.5x10, 5x1.5 RLT13210	21x12, 5x1 RLT13224	19.75x11, 6x1.5 RLT13236
19.5x10, 6x1.5 RLT13211	21.5x11, 5x1 RLT13225	21x11, 6x1.5 RLT13237
19.5x11, 5x1 RLT13212	Carrera F1 Rear RLT13226	20.5x11.5, 6x1.5 RLT13238
19.5x11, 5x1.5 RLT13213	Carrera Porsche 917 Rear RLT13227	20.75x11.5, 6x1.5 RLT13239
19.5x11, 6x1 RLT13214		
HighLighted Ones Available in the DHORC Club Spares Box Any other Sizes Listed Available to order		



RAZORLITE Rear Wheel & Tyre Guide

Front Wheel & Tyre Guide

Car GT Models	Carrera Wheels	Alternative Some Truing Req	Aftermarket 17.2/3mm wheel	Alternative Some Truing Req	Carrera Wheels	Aftermarket 15.8/9mm wheel
Aston Martin	RLT13234	RLT13217	RLT13212	RLT13233	RLT13230	RLT13205
Audi R8 LMS	RLT13213	RLT13234	RLT13233	RLT13220	RLT13230	RLT13205
Audi R8 LMS Evo2	RLT13213	RLT13234	RLT13233	RLT13220	RLT13230	RLT13205
BMW M4	RLT13230	RLT13213	RLT13212	RLT13233	RLT13230	RLT13205
BMW M6	RLT13213	RLT13234	RLT13233	RLT13220	RLT13230	RLT13205
Corvette C7r	RLT13213	RLT13234	RLT13233	RLT13220	RLT13230	RLT13205
Corvette C8r	RLT13213	RLT13234	RLT13233	RLT13220	RLT13230	RLT13205
Ferrari 488	RLT13208*	RLT13215	RLT13212*	RLT13233	RLT13230	RLT13205
Ford GT	RLT13213	RLT13234	RLT13233	RLT13220	RLT13230	RLT13205
McLaren 720s	RLT13234	RLT13217	RLT13233	RLT13220	RLT13230	RLT13205
Mercedes AMG	RLT13234	RLT13217	RLT13233	RLT13220	RLT13230	RLT13205
Porsche 911 RSR	RLT13213	RLT13234	RLT13233	RLT13220	RLT13230	RLT13205
X-Bow	RLT13208**	RLT13215	RLT13212*	RLT13233	RLT13230	RLT13205
Lamborghini Huracan	RLT13238	RLT13239	RLT13223	RLT13224	RLT13230	RLT13205
DTM Models						
Audi	RLT13234	RLT13217	RLT13212	RLT13233	RLT13230	RLT13205
BMW	RLT13234	RLT13217	RLT13212	RLT13233	RLT13230	RLT13205
Mercedes	RLT13234	RLT13217	RLT13212	RLT13233	RLT13230	RLT13205

* Some slight truing of tyres still required ** Recommend truing the Carrera hub before installing tyres

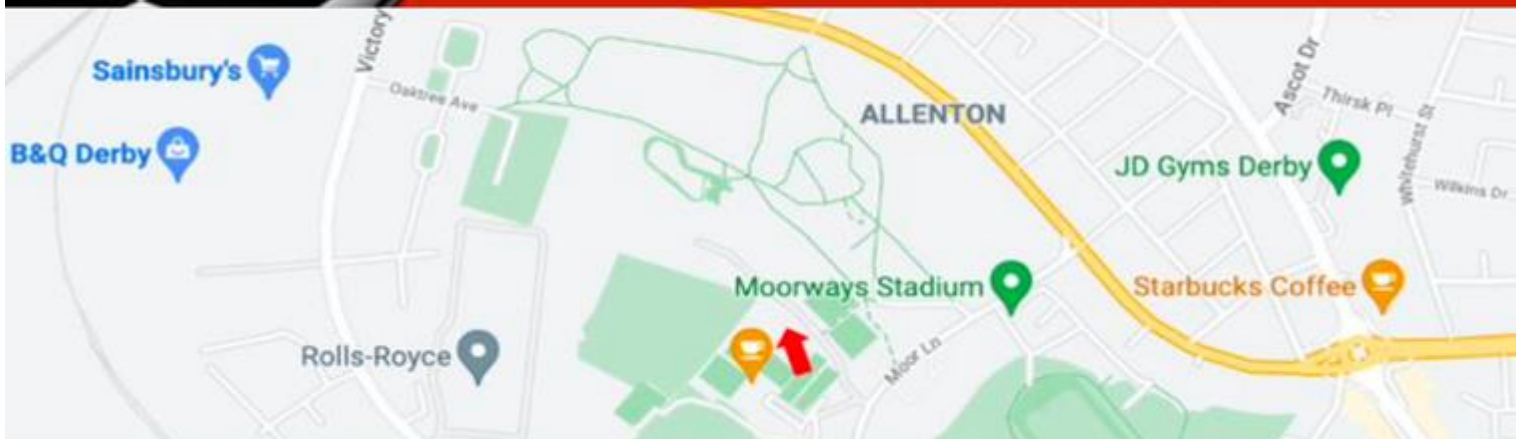


Item	Part Number	Price
Aluminium Wheels 16.9x8.5mm (x2)	SP021144	£7.00
Aluminium Wheels 16.9x10mm (x2)	SP021148	£7.00
Aluminium Wheels 17.2x10mm (x2)	SP021152	£7.00
Urethane Tyres (x2) - 19x10x5x1	RLT13205	£3.00
Urethane Tyres (x2) - 19x10x5x1.5	RLT13230	£3.00
Urethane Tyres (x2) - 19x11x6x1.5	RLT13208	£3.00
Urethane Tyres (x2) - 19.5x11x5x1	RLT13212	£3.00
Urethane Tyres (x2) - 19.5x11x5x1.5	RLT13213	£3.00
Urethane Tyres (x2) - 19.5x11x6x1.5	RLT13215	£3.00
Urethane Tyres (x2) - 19.75x11x5x1	RLT13233	£3.00
Urethane Tyres (x2) - 19.75x11x5x1.5	RLT13234	£3.00
Urethane Tyres (x2) - 20x11x5x1.5	RLT13217	£3.00
Urethane Tyres (x2) - 20x12x5x1	RLT13220	£3.00
Urethane Tyres (x2) - 20.5x11.5x6x1.5	RLT13238	£3.00
Urethane Tyres (x2) - 20.75x11.5x6x1.5	RLT13239	£3.00
Urethane Tyres (x2) - 21x11x5x1	RLT13223	£3.00
Urethane Tyres (x2) - 21x12x5x1	RLT13224	£3.00
Urethane Tyres (x2) - 21.5x11x5x1	RLT13225	£3.00
Urethane Tyres (x2) - 21x11x5x1.5	RLT13241	£3.00
Urethane Tyres (x2) - 22x10x8x1.5	RLT13240	£3.00
Urethane Tyres (x2) - 23x10x5x1	RLT13242	£3.00
Urethane Tyres (x2) - 20x13x5x1	RLT13243	£3.00
Urethane Tyres (x2) - 21x13x5x1	RLT13244	£3.00
Urethane Tyres (x2) - 20x13x6x1	RLT13245	£3.00
Urethane Tyres (x2) - 21x13x6x1	RLT13246	£3.00

Where is DHORC?



www.dhorc.co.uk



Derby
Leisure and Events



Derby Leisure & Events
Moor Lane, Allenton,
Derby, DE24 9HY

Nick Sismey
sismey80@hotmail.co.uk
07984339192