

Visit [dhorc.co.uk](http://dhorc.co.uk) or Find us on **facebook**

Derby HO Racing Club   
www.dhorc.co.uk

**dhorc**

Home of HO Le Mans

TOMY AFX  
TYCO

Club Night

7 6 8

Round 17  **Shanghai – GC**  **23 Jun 26**

woodland  
auto centre

**CSL**  
cslautomation.co.uk



Lee takes his 1<sup>st</sup>  
Treble since 2019

Angus, Baxter &  
Jenson set new  
Targets

## ADULTS

- 01** L PATEMAN
- 02** N SISMEY
- 03** L SMITH

## JUNIORS

- 01** B CRUNDEN
- 02** J WOODHOUSE
- 03** L WHITTAKER

**This Week:** The Great Rempstone Steam & County Show – 2027 Tracks



## History and Key Facts



### HO Club founded on 7 July 1992

- DHORC: Derby HO Racing Club ("HO" Is The Scale = 1/64th)
- Based at Derby Leisure and Events, open to all!
- Home of world famous international Le Mans 24 Hour race until 2019.
- Smaller scale version of Scalextric, once set up works all night!
- Four and Eight lane circuits
- Computerised timing
- Statistics for every meeting and every member since July 1992
- Over 30 Club Nights each year
- 50+ circuit designs, up to 567 feet in length
- Eight-lane routed dhorcingham oval
- Two car categories – Tyco open wheel (F1)
  - Tomy SGP, BSRT, VSR, Bulldog enclosed wheel (GC)



### Carrera Digital Club 1<sup>st</sup> race 18 January 2022

- 1/32<sup>nd</sup> Carrera Digital GT Cars
- 16 Evenings a year, with 15-minute Endurance & 5-minute Sprint Races
- 10+ circuits
- Full computerised timing and stats through SmartRace App



## The Club Nights and Magazine Coverage

### HO

- Racing starts at 18:45 hours – Finished by 22:00 hours
- Minimum of four 3-minute qualifying races & up to two Finals (F1 & GC) for each member
- Championship points for all members
- Magazine produced for every meeting covering every member & track statistic

### Carrera Digital

- Racing starts at 18:00 – Finished by 22:00 hours
- Magazine produced after each evening
- Championship points for all members
- Rules & regulations booklet covering all the DHORC rules produced each year
- Great family atmosphere, a help-all culture

### Membership Fees, Car Costs and Prizes

- Adult £40 and junior (under 16) £20 for HO & Carrera, £50/£25 combined
- Only £50 Total expenditure for two cars HO Cars, £65 one Carrera
- All cars and spares can be bought at club
- Adult, Masters (over 56), Junior (16 & under) HO Championships
- Adult & 70+ Carrera Championships





# Editorial 768



**Our busy Corporate Summer** starts very soon on 11/12Jul26 at The Great Rempstone Steam & Country Show. We then have five more events over the next two months and maybe six. One way or another it is hoped we will raise enough funds to keep DHORC humming along nicely. Thanks in advance to all who help support these events.

On 18Jun26 we hit 79,000 followers on our Facebook Page and currently sit at 79,278. Will we hit 80,000 before or on our 34<sup>th</sup> Anniversary on 07Jul26?

**Lee Pateman** is back, taking his first hattrick of Adult wins since 2019. Congratulations to him and to **Andrew Woodhouse** for becoming the third racer to take five Early Parents' wins in 2026 together with **Baxter Crunden** for taking his third Junior win of the year, all in GC. I was also very pleased to win both Masters' races at Shanghai.



We have the normal three weeks between Shanghai and the next race at the Red Bull Ring on 14Jul26. We then only have two weeks until our 8-lane dhoringham oval on 28Jul26 followed a week later by our last evening before the summer break, Fiorano on 04Aug26



See you all soon

Nick Sismey

Front Cover: Lee Pateman took the treble and leads every category in the record books!

DHORC		Committee...2026		DHORC	
Chairman / Treasurer	Nick Sismey	M 07984 339 192	sismey80@hotmail.co.uk		
Vice Chairman	Phil Rees	M 07912 378 652	dhorcman.p.r@ntlworld.com		
Secretary	Laura Edwards	M 07501 217 254	laurabubbles07@hotmail.co.uk		
CD Spares	Stuart Gray	M 07874 253 955	stuartcgray7@btinternet.com		
HO Spares + HO & CD Race Control	Lewis Blacker	M 07713 059 906	lewisjayblacker@outlook.com		
HO Race Control	Dan Hughes-Dowd	M 07568 480 438	dthd1984@gmail.com		
HO Parc Ferme	Reuben Litherland	M 07775 061 685	rj.litherland@yahoo.com		
HO & CD Race Control	Liam Smith	M 07477 698 158	liam-smith-93@hotmail.co.uk		
Carrera Digital	Victor de Oliveira	M 07841 505 860	vic.deo@hotmail.com		
HO Carrera Digital Scrutineer	Angus Smith	M 07591 813 431	angus@angussmith500.plus.com		
HO Carrera Digital Scrutineer	Simon Goodlip	M 07803 551708	simon.goodlip@sky.com		
Carrera Digital	Steve White	M 07859 999 480	wslotcarsteve@gmail.com		

THIS SLOT CAR MAGAZINE IS PUBLISHED AND COPYRIGHT 2026 BY DHORC, AND NO PORTION MAY BE REPRODUCED OR TRANSMITTED WITHOUT WRITTEN PERMISSION, AND MAY CONTAIN ARTICLES AND GRAPHICS REPRINTED WITH THE PERMISSION OF THE ORIGINAL COPYRIGHT HOLDER, WHO RETAINS ALL RIGHTS.

# Contents .....768

Page	Details
003	Editorial
004	Contents
005	News & Views Including..... 1. Acknowledgements 2. The Great Rempstone Steam & Country Show 11/12Jul26 3. New 4-lane tracks for 2027
006	2026 Calendar
008	2026 Winners & Continuous Club Night Attendance Records
009	DHORC Official Clothing
010	Slot Cars & Spares
011	Razorlite Lexans HO
012	Race Report – Shanghai International Circuit GC – 23 June 2026 - Round 17 of 37 Including..... Page 22 - Race Results Page 28 - Best Results Page 32 - Championship Tables
044	Members' Statistics
058	Next Circuit - Red Bull Ring – 14 July 2026 - Rounds 18 & 19 of 37
063	Rules and Regulations 2026
064	Razorlite Lexans HO Catalogue



SLOT CARS DIRECT  
UK's HO 1/64th Slot Car Specialist  
We specialize in Tomy AFX, Viper Scale Racing  
and Bulldog Racing Products.



Viper Scale Racing

# News & Views.....768

## 1. Acknowledgements for DHORC 768

Steve Whittaker	Setting Up & Marshalling	Luca Whittaker	Marshalling
Stuart Gray	Setting Up, Marsh & PA	Gordon Reynolds	Marshalling & PA
Liam Smith	SU, RC, Marsh & PA	Colin Blake	Marshalling & PA
Reuben Litherland	Parc Ferme, Marsh & (PA)	Mike Graham	Marshalling & PA
Lewis Blacker	RC, Marsh & Packing Away	Jim Dudley	Marshalling & PA
Angus Smith	RC, Marshalling & PA	Lee Pateman	Marshalling & PA
Jim Crunden	Marshalling	Baxter Crunden	Marshalling
Andrew Woodhouse	Marshalling	Ellis Woodhouse	Marshalling
Jenson Woodhouse	Marshalling	Charlie Youart	Marshalling

## 2. The Great Rempstone Steam & Country Show 11/12Jul26

Our busy summer of Corporate events starts with The Great Rempstone Steam & Country Show over the weekend of 11/12Jul26. Thank you in advance to all who are supporting this event.


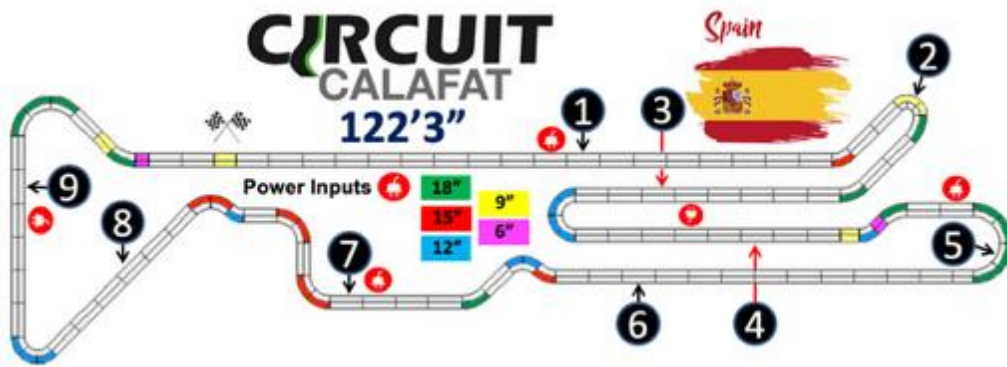
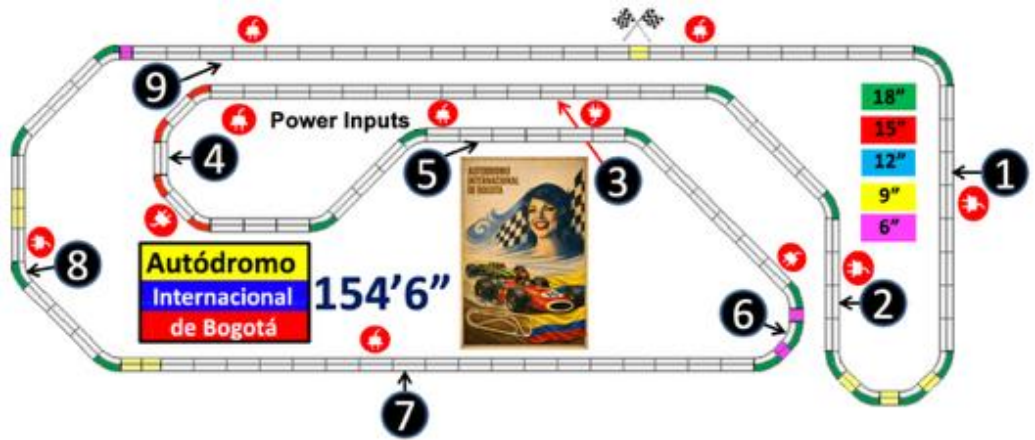



Derby HO Racing Club dherc Home of HO Le Mans		HO Calendar 2026			Derby HO Racing Club dherc Home of HO Le Mans	
Tuesday	06-Jan	Conference Room	1 (F1)		Miami	
Tuesday	27-Jan	Conference Room	2 (F1)	3 (GC)	Interlagos	
Tuesday	17-Feb	Mezzanine / The Tram Shed	4 (F1)	5 (GC)	Cadwell Park	
Saturday	28-Feb	John Fretwell Sporting Complex	Corporate 1		Birthday Party	
Tuesday	10-Mar	Conference Room	6 (F1)	7 (GC)	Monaco	
Tuesday	31-Mar	Conference Room	8 (F1)	9 (GC)	Long Beach	
Sat/Sun	18/19Apr	Donington Park	Corporate 2		BTCC	
Wednesday	29-Apr	Table Tennis Room	10 (F1)	11 (GC)	Zandvoort	
Saturday	09-May	Mezzanine / The Tram Shed	Corporate 3		GNC Derby Children's Holiday Centre	
Sat/Sun	09/10May	Statfold Country Park	Corporate 4		Miniatures & Model Engineering	
Tuesday	12-May	Table Tennis Room	12 (F1)	13 (GC)	Nashville	
Wednesday	13-May	Table Tennis Room	Corporate 5		Rolls-Royce / Boeing	
Tuesday	02-Jun	Table Tennis Room	14 (F1)	15 (GC)	Dijon-Prenois	
Tuesday	23-Jun	Table Tennis Room	16 (F1)	17 (GC)	Shanghai	
Sat/Sun	11/12Jul	Turn Post Farm, Wymeswold	Corporate 6		Rempstone Steam & Country Show	
Tuesday	14-Jul	Table Tennis Room	18 (F1)	19 (GC)	Red Bull Ring	
Tuesday	28-Jul	Nightingale Hall	20 (F1)	21 (GC)	DHORCIngham Oval	
			22 (F1)	23 (GC)		
Sat/Sun	01/02Aug	Highacres Farm	Corporate 7		Cromford Steam Rally	
Tuesday	04-Aug	Table Tennis Room	24 (F1)	25 (GC)	Fiorano	
Wednesday	05-Aug	Table Tennis Room	Corporate 8		Rolls-Royce	
Sat/Sun	08/09Aug	Donington Park	Corporate 9		Convoy in the Park	
Sat/Sun	22/23Aug	Donington Park	Corporate 10		BTCC	
Tuesday	15-Sep	Table Tennis Room	26 (F1)	27 (GC)	Jarama	
Tuesday	29-Sep	Table Tennis Room	28 (F1)	29 (GC)	Pukekohe Park	
Tuesday	20-Oct	Table Tennis Room	30 (F1)	31 (GC)	Donington Park	
Tuesday	10-Nov	Table Tennis Room	32 (F1)	33 (GC)	Trois-Rivieres	
Tuesday	17-Nov	Table Tennis Room			AGM	
Tuesday	24-Nov	Table Tennis Room	34 (F1)	35 (GC)	Watkins Glen	
Tuesday	15-Dec	Table Tennis Room	36 (F1)	37 (GC)	Jacarepagua	

Derby HO Racing Club dherc SmartRacing Gibson DIGITAL		CD Calendar 2026			Derby HO Racing Club dherc SmartRacing Gibson DIGITAL	
Tuesday	13-Jan	Conference Room	Test Night		Sonoma (New)	
Tuesday	20-Jan	Mezzanine / The Tram Shed	1 2 3		Sonoma	
Friday	30-Jan	Mezzanine / The Tram Shed	4 5 6		Monza	
Saturday	31-Jan	Mezzanine / The Tram Shed	7 to 11		Monza	
Tuesday	10-Feb	Conference Room	12 13 14		Mugello	
Tuesday	24-Feb	Mezzanine / The Tram Shed	Test Night		Ruapuna (New)	
Tuesday	17-Mar	Mezzanine / The Tram Shed	15 16 17		Ruapuna	
Tuesday	14-Apr	Pit Lane	18 19 20		Autodromo di Franciacorta (New)	
Tuesday	05-May	Table Tennis Room	Test Night		Fortaleza (New)	
Tuesday	26-May	Table Tennis Room	21 22 23		Fortaleza	
Tuesday	16-Jun	Table Tennis Room	24 25 26		Fuji	
Tuesday	07-Jul	Table Tennis Room	27 28 29		Okayama	
Tuesday	21-Jul	Table Tennis Room	30 31 32		Watkins Glen	
Tuesday	08-Sep	Table Tennis Room	33 34 35		Sonoma	
Friday	25-Sep	Table Tennis Room	36 37 38		Road America	
Saturday	26-Sep	Table Tennis Room	39 to 44		Road America	
Tuesday	13-Oct	Table Tennis Room	45 46 47		Ruapuna	
Friday	23-Oct	Table Tennis Room	48 49 50		Road Atlanta	
Saturday	24-Oct	Table Tennis Room	51 to 56		Road Atlanta	
Tuesday	03-Nov	Table Tennis Room	57 58 59		Fortaleza	
Tuesday	17-Nov	Table Tennis Room			AGM	
Tuesday	01-Dec	Table Tennis Room	60 61		Luanda	
Friday	11-Dec	Nightingale Hall	62 63 64		Le Mans	
Saturday	12-Dec	Nightingale Hall	65 to 70		Le Mans	
Sunday	13-Dec	Nightingale Hall	6-Hour Race		Le Mans	

### 3. New 4-lane tracks for 2027

Here are two more of our 14 new 4-lane TOMY AFX tracks for 2027, track numbers 9 & 10.



Nick Sismey

# Winners 2026

F1 Qualifies on Green & Blue, GC on Yellow & Red Lanes

Day	Date	Rnd	Track	Final	Adults	Masters	Juniors	Early Parents
Tue	06-Jan	1	Miami	F1	S Goodlip	N Sismey	JJ Hughes-Dowd	S Whittaker
Tue	27-Jan	2	Interlagos	F1	S Goodlip (2)	M Gretton	JJ Hughes-Dowd	J Crunden
Tue	27-Jan	3	Interlagos	GC	R Litherland	J Dudley	JJ Hughes-Dowd	S Whittaker
Tue	17-Feb	4	Cadwell Park	F1	L Pateman	S Gray	JJ Hughes-Dowd	S Whittaker
Tue	17-Feb	5	Cadwell Park	GC	R Litherland	S Whittaker	JJ Hughes-Dowd (5)	S Whittaker
Tue	10-Mar	6	Monaco	F1	R Litherland	A Smith	J Woodhouse	J Crunden
Tue	10-Mar	7	Monaco	GC	R Litherland	N Sismey	J Woodhouse	J Crunden
Tue	31-Mar	8	Long Beach	F1	R Litherland	Jim, Nick, Stuart	J Woodhouse	A Woodhouse
Tue	31-Mar	9	Long Beach	GC	R Litherland	M Gretton (2)	B Crunden	J Crunden
Wed	29-Apr	10	Zandvoort	F1	C Bowles	G Reynolds	J Woodhouse	A Woodhouse
Wed	29-Apr	11	Zandvoort	GC	A Smith	A Smith (2)	J Woodhouse	A Woodhouse
Tue	12-May	12	Nashville	F1	C Bowles (2)	N Sismey	L Whittaker	M Graham
Tue	12-May	13	Nashville	GC	R Litherland (7)	S Gray	L Whittaker (2)	M Graham (2)
Tue	02-Jun	14	Dijon-Prenois	F1	L Smith	S Gray (4)	J Woodhouse	A Woodhouse
Tue	02-Jun	15	Dijon-Prenois	GC	L Pateman	S Whittaker (2)	B Crunden	S Whittaker (5)
Tue	23-Jun	16	Shanghai	F1	L Pateman	N Sismey	J Woodhouse (7)	J Crunden (5)
Tue	23-Jun	17	Shanghai	GC	L Pateman (4)	N Sismey (6)	B Crunden (3)	A Woodhouse (5)
Tue	14-Jul	18	Red Bull Ring	F1				
Tue	14-Jul	19	Red Bull Ring	GC				
Tue	28-Jul	20	dhorcingham	F1				
Tue	28-Jul	21	dhorcingham	GC				
Tue	28-Jul	22	dhorcingham	F1				
Tue	28-Jul	23	dhorcingham	GC				
Tue	04-Aug	24	Fiorano	F1				
Tue	04-Aug	25	Fiorano	GC				
Tue	15-Sep	26	Jarama	F1				
Tue	15-Sep	27	Jarama	GC				
Tue	29-Sep	28	Pukekohe	F1				
Tue	29-Sep	29	Pukekohe	GC				
Tue	20-Oct	30	Misano	F1				
Tue	20-Oct	31	Misano	GC				
Tue	10-Nov	32	Trois-Rivieres	F1				
Tue	10-Nov	33	Trois-Rivieres	GC				
Tue	24-Nov	34	Watkins Glen	F1				
Tue	24-Nov	35	Watkins Glen	GC				
Tue	15-Dec	36	Jacarepagua	F1				
Tue	15-Dec	37	Jacarepagua	GC				

---

## Race Winners



Adults



Lee Pateman  
Adults

Masters



Nick Sismey  
Masters

Juniors



Baxter Crunden  
Juniors

Early Parents



Andrew Woodhouse  
Early Parents

## Continuous Club Night Attendance Records

Members below have built up ten or more continuous Club Night attendances, including DHORC 768:-

Nick Sismey	317 Club Nights	Lewis Blacker	69	Reuben Litherland	49
Lee Pateman	18	Gordon Reynolds	14	Angus Smith	14
Jim Dudley	10				

**Record Club Night Attendance** Nick Sismey 715

**Record Continuous Club Night Attendance** Nick Sismey 317

**Record Continuous Evening Attendance** Nick Sismey 236

Derby HO Racing Club  [www.dhorc.co.uk](http://www.dhorc.co.uk)  
**dhorc**  
Home of HO Le Mans  

Official Clothing

Derby HO Racing Club [www.dhorc.co.uk](http://www.dhorc.co.uk)  
**dhorc**  
SmartRaae 



Contact  
Nick Sismey



Original **DHORC**  
Polo Shirts  
or  DIGITAL 132

Derby HO Racing Club  [www.dhorc.co.uk](http://www.dhorc.co.uk)  
**dhorc**  
TOMY AFK    
Original **DHORC**  
T-Shirts  
or  DIGITAL 132



Derby HO Racing Club  [www.dhorc.co.uk](http://www.dhorc.co.uk)  
**dhorc**  
TOMY AFK    
Original **DHORC**  
Hoodies  
or  DIGITAL 132



Derby HO Racing Club  [www.dhorc.co.uk](http://www.dhorc.co.uk)  
**dhorc**  
TOMY AFK    
Original **DHORC**  
Caps & Beanies  
or  DIGITAL 132





# Slot Cars & Spares



## Open Wheel (F1)

Body	£10.00	Bulkhead	£4.00
Chassis	£10.00	Armature	£6.00
Whole Car	£20.00	Crown/Pinion Gear	£2.50
Pickup Shoes (Pair)	£2.00	Rear Tyres (Pair)	£2.00
Pickup Springs	£1.00	Sponge (Pair)	£2.50
Pinion Gear	£1.50	Rear Axle with tyres	£5.00
Front Tyres (Pair)	£1.00	Guide Pins	£1.50
Front Axle	£2.00	Traction Magnets (Pair)	£2.00
Brush Springs (Pair)	£1.50	Brush Tubes (Pair)	£2.00
Brushes (Pair)	£2.00		
Motor Magnets (Pair)	£3.00		



## Enclosed Wheel (GC)



VSR Chassis	£30.00
Bulldog Club Chassis	£15.00
Painted Lexan Body	£10.00
Pickup Shoes (Pair)	£2.00
Pickup Springs	£1.00
#417 7T Delrin Pinion Gear	£1.50
Front Axle, Wheels and Tyres	£4.00
Rear Axle, Crown Gear & Tyres	£8.00
Rear Narrow Hubs (Pair)	£3.00
Bulldog Crown Wheel & Pinion	£2.00
Body Clip	£1.00
Viper Endbell	£8.00
Armature	£6.00
22T VSR Crown Gear	£2.50
Rear Tyres (Pair)	£3.00
Guide Pins	£2.50
VSR Pro Blank Chassis	£10.00
Bulldog Can Motor	£5.00

Please Note: The Spares box may carry more items than listed here.



Updated 03Jan26



Visit our  
Facebook Page  
or the back of  
this magazine



Clear plastic bodies to suit a variety of HO  
chassis. Many not found elsewhere



# Race Report



## Round 17

## Shanghai – GC

## 23<sup>rd</sup> June 2026



Reigning double Early Parents' Champion Andrew Woodhouse was very happy to take his fifth Early Parents' win of the year to extend his Championship lead.

**Round 16 Shanghai International Circuit (China) Round 17**

**Previous Results**

Adults				1st	2nd	3rd
DHORC 261	25-Oct	2005	112'10"	N Sismey	P Rees	D McPeake
DHORC 282	17-Oct	2006	112'10"	L Pateman	W Lander	J Sismey
DHORC 300	04-Sep	2007	112'10"	N Sismey (2)	P Rees	T Measham
DHORC 322	02-Sep	2008	112'10"	L Pateman	N Sismey	P Rees
DHORC 368	31-Aug	2010	112'10"	L Pateman	S Anand	J Sismey
DHORC 422	28-Aug	2012	112'10"	J Sismey	N Sismey	M Allsopp
DHORC 475	09-Sep	2014	112'10"	P Rees (1)	J Sismey	M Allsopp
DHORC 484	03-Feb	2015	112'10"	J Sismey (2)	N Sismey	S Goodlip
DHORC 581	09-Oct	2018	112'10"	S Goodlip (1)	N Sismey	L Smith
DHORC 732 F1	24-Jun	2025	112' 8"	A Smith (1)	S Goodlip	R Litherland
DHORC 733 GC	24-Jun	2025	112' 8"	C Bowles (1)	A Smith	S Goodlip
DHORC 767 F1	23-Jun	2026	112' 8"	L Pateman	R Litherland	A Smith
DHORC 768 GC	23-Jun	2026	112' 8"	L Pateman (5)	N Sismey	L Smith

Juniors				1st	2nd	3rd
DHORC 261	25-Oct	2005	112'10"	A Hughes	J Sismey	T Measham
DHORC 282	17-Oct	2006	112'10"	T Measham (1)	A Fearn	K All
DHORC 300	04-Sep	2007	112'10"	A Hughes (2)	C Bullock	L Smith
DHORC 322	02-Sep	2008	112'10"	L Smith (1)		
DHORC 368	31-Aug	2010	112'10"	J Mellor	K Levers	J Pateman
DHORC 422	28-Aug	2012	112'10"	J Mellor (1)	J Lister	Z Roythorne
DHORC 475	09-Sep	2014	112'10"	R Litherland	A Hall	F Holmes
DHORC 484	03-Feb	2015	112'10"	R Litherland (2)	A Hall	A Turnbull
DHORC 581	09-Oct	2018	112'10"	A Turnbull (1)	F Holmes	G Reyes-England
DHORC 732 F1	24-Jun	2025	112' 8"	J Woodhouse	M Blake	B Crunden
DHORC 733 GC	24-Jun	2025	112' 8"	J Woodhouse	L Whittaker	B Crunden
DHORC 767 F1	23-Jun	2026	112' 8"	J Woodhouse (3)	B Crunden	L Whittaker
DHORC 768 GC	23-Jun	2026	112' 8"	B Crunden (1)	A Woodhouse	L Whittaker

**Circuit Records**

Lap Length 112'8"

**Qualifying**

<b>F1/GC</b>	TBA
<b>F1</b>	L Pateman 23-Jun-26 40.9 Laps
<b>GC</b>	A Smith 23-Jun-26 51.8 Laps

**Fastest Laps**

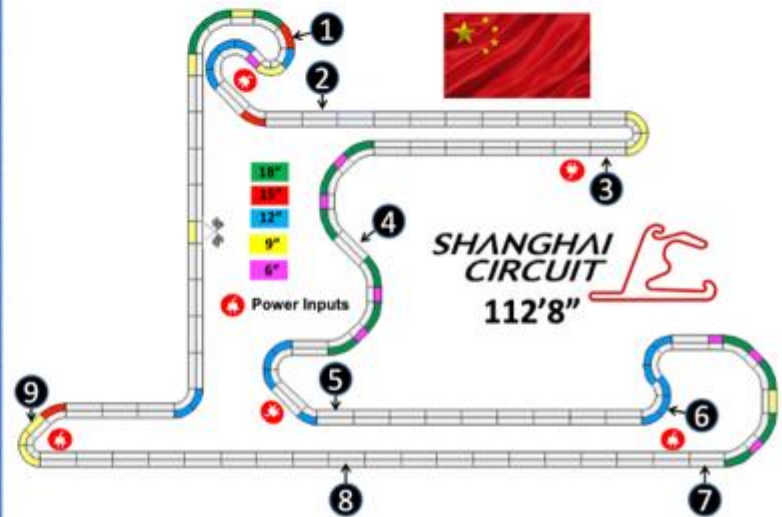
<b>F1</b>	S Goodlip 24-Jun-25 L Smith 23-Jun-26 7.61 secs
<b>GC</b>	A Smith 23-Jun-26 5.68 secs

**Race Laps**

<b>F1</b>	L Pateman 23-Jun-26 21.6 Laps
<b>GC</b>	C Bowles 24-Jun-25 28.4 Laps

**Final Points**

<b>5.5 Points</b>	M Blake 24-Jun-25
-------------------	-------------------



**DHORC 767 & 768**



Lewis Blacker helped out at Race Control and won the 'C' Final finishing 5<sup>th</sup>.

GC Finals ADULT REPORT GC Finals

## Lee takes 1<sup>st</sup> hattrick for 7 years!

**'A' Final** – Lee Pateman clearly wouldn't have slept after Tuesday night! He admits he can never sleep after a race win. Well with him taking both wins at Shanghai, which gave him a hattrick of victories, after also winning the Dijon-Prenois GC Club Night at the beginning of the month, I doubt he even bothered going to bed! His last hattrick of wins were in 2019 where he won at the Osterreichring on 30Jul, Brno on 13Aug and Sochi on 17Sep! His record 128<sup>th</sup> (4<sup>th</sup>) victory was thanks to a 1.6 lap advantage he built up over a very surprised **Nick Sismey** who won through from the 'B' to take his second runner up position of the year. Lee's 26.8 laps in the 'A' were his record 197<sup>th</sup> (5<sup>th</sup>) best race laps, his mojo fully back now!

Looking at Qualifying, **Angus Smith** was favourite for the win, however it all went wrong in the top Final. After his 103<sup>rd</sup> (5<sup>th</sup>) Pole, increasing his 50.5 lap Qualifying record from last June to 51.8 and his 97<sup>th</sup> (6<sup>th</sup>) fastest lap, reducing his 5.91 second track record down to 5.68 secs, we thought he would be the dominant force in the Final. However, despite going under the original fastest lap record again here he could only muster 21.0 laps dropping 2.8 laps to third placed **Liam Smith** who was having a results renaissance.

**Derby HO Racing Club**  
www.dherc.co.uk  
**dherc**  
Home of HO Le Mans  
2023

**Round 17 - ADULTS**  
**Shanghai GC - China**  
23 June 2026

**TOMY AFX** **TYCO**

**2nd**  
**Nick Sismey**

**1st**  
**Lee Pateman**

**3rd**  
**Liam Smith**



Colin Blake won through from the 'D' Final to close out the top ten.

**'B' Final** – **Lewis Blacker** jumped from ninth on the grid to take fifth as the 'B' Final came to a close having won through from the 'C', only Nick beating him here, by 4.6 laps. Lewis continues to lead the Final Challenge however, while his co-leader, after Dijon-Prenois, Lee, drops back by half a point, both on eight Final wins apiece. Nick's two Final wins moves him up from fifth to third a further point back.

**Mike Graham** was again in the 'B' Final dropping one place from the earlier F1 race, taking sixth just half a lap behind Lewis as he searches for his very first 'A' Final appearance.

**Reuben Litherland** was on pole in this race as he was fourth in Qualifying so had first lane choice in the 'B'. That however meant nothing as when the lights went out a high pitched whirring noise emitted from his rear axle and his car remained stationary! His pinion had stripped! No teeth, no movement! Without even reaching the start line our Championship leader had to sit out the 3-minute 'B' Final taking seventh.

As mentioned above Reuben continues to lead the Adult Championship, however with Lee taking both wins in China he has reduced the gap to Reuben from 68 to 40 points, while extending his lead over Angus in third from 53 to 77 points.

**'C' Final** – **Jim Dudley** gave chase to Lewis in our third Adult GC Final at Shanghai, his white GC car dropping 3.1 laps to Lewis' mainly white car, taking eighth. **Stuart Gray's** very visible bright orange/red car would take ninth exactly a lap back while the not so visible black GC car of **Colin Blake**, which saw victory in the 'D', would finish in 10<sup>th</sup> another 1.9 laps in arrears.

**'D' Final** – **Gordon Reynolds** was again second best in the 'D' Final however he was much closer to his vanquisher this time, just 1.6 laps behind Colin

**'Early Parents' 'F' Final** – **Andrew Woodhouse** made it all square at the top of the Early Parents' Championship with him, **Steve Whittaker** and **Jim Crunden** all on five wins apiece for the year. While Steve took Pole for this race Andrew's fifth win was by 0.6 laps despite Steve's fastest lap being 0.07 seconds quicker, with Jim but a hundredth of a second slower than Andrew but dropping another six tenths behind Steve in 14<sup>th</sup>, his third Wooden Spoon of the year.

Andrew continues to lead this Championship from Jim by the same 42.0 points while Steve remains in third and remains 24.0 points back. No change there then!

#### MASTERS REPORT

## Nick goes back-to-back with 6<sup>th</sup> victory

Nick was again top of the pile in the GC Club Night, again winning a Final and taking second in the following one, his 3.5 points giving him 2.0 points over Gordon, Jim and Steve in second who were half a point ahead of Stuart in fifth, with the same gap to Angus in sixth.

With Nick's two wins in Shanghai he doubles his Championship lead over Stuart to 9.0 points while Gordon moves into third 2.0 points further down the tarmac.





Baxter Crunden took his 3<sup>rd</sup> Junior win of the year and back-to-back GC victories

JUNIOR REPORT

## Baxter takes 3<sup>rd</sup> GC win of the year!

**'A' Final** – **Baxter Crunden** is becoming a GC expert taking his third GC win of the year. After Long Beach and Dijon-Prenois he took top honours at Shanghai. His 4<sup>th</sup> (3<sup>rd</sup>) victory came after his 3<sup>rd</sup> (2<sup>nd</sup>) Pole beating our F1 winner **Jenson Woodhouse** by 1.8 laps in Qualifying and 0.6 laps in the 'A'. Incredibly there was only 0.01 seconds between looking at their fastest laps in the Final, Jenson taking his 12<sup>th</sup> (7<sup>th</sup>) fastest lap and beating Baxter's track record of 7.13 seconds with a 6.94, giving him back-to-back fastest laps. Jenson also recorded his PB seventh straight Individual Qualifying Round on Yellow lane before Baxter broke the chain on Red lane on the way to Pole.

In the 'A' Baxter got his own back on Jenson after he lost his fastest lap to him. Baxter's 21.7 laps here added 1.4 to Jenson's 20.3 laps' record on 24Jun25. **Luca Whittaker** made it three straight third place finishes having won through from the 'B' however there was a deficit of 7.5 laps at the flag. On the same lap as Luca was **Ellis Woodhouse**, but half a lap further back in fourth.



**'B' Final** – **Charlie Youart's** consistency continues with his fourth fifth place finish in a row, 3.5 laps separating him from an 'A' Final visit.

Another win for Jenson at Shanghai in F1 extends his lead in the Junior Championship from 110 to 132 points over Luca. Charlie remains in third but lost 5 points in each race to Luca, now 92 points back. In the Final Challenge Jenson's lead reduced by half to 0.5 points over Luca with Baxter dropping half a point to build up a 4.0 point deficit to Luca, in third.

Tommy Tyco



Luca Whittaker won the Junior GC 'B' Final taking third in both Club Nights

# Race Results



Who Came Where?

Who Scored What?



Gordon Reynolds took two 11<sup>th</sup> place finishes at Shanghai.



Steve Whittaker didn't take an Early Parents' win at Shanghai but sits on 5 wins alongside Andrew and Jim Crunden.

DERBY H:O SLOT CAR CLUB CHAMPIONSHIP RACE 768																				
Shanghai - 23 June 2026 - GC - Round 17																				
MASTER POINTS TABLE (NM = NON MEMBER)																				
QUALIFYING							FASTEST LAPS							POINTS TOTAL						
FINAL POSITIONS			FASTEST LAPS				BEST RACE LAPS (3 MINS)			POINTS TOTAL										
POS	ADULT	LAPS	POS	ADULT	PTS	POS	ADULT	TIME	MPH	POS	ADULT	LAPS	POS	ADULT	PTS					
1	A Smith (M)	51.8	1	A Smith (M)	45	1	A Smith (M)	5.68	13.524	1	L Pateman	26.8	1	L Pateman	45					
2	L Pateman	47.3	2	L Pateman	38	2	L Pateman	5.83	13.176	2	A Smith (M)	26.7	2	N Sismey (M)	38					
3	L Smith	45.8	3	N Sismey (M)	34	3	N Sismey (M)	6.05	12.697	3	N Sismey (M)	25.2	3	A Smith (M)	36					
4	R Litherland	45.0	4	R Litherland	31	4	R Litherland	6.09	12.614	4	R Litherland	25.1	4	L Smith	34					
5	N Sismey (M)	44.8	5	L Smith	29	5	L Smith	6.30	12.193	5	A Woodhouse	24.0	5	L Blacker	29					
6	S Whittaker (M)	41.0	6	S Whittaker (M)	28	6	S Whittaker (M)	6.68	11.500	6	L Smith	23.8	6	M Graham	28					
7	M Graham	39.4	7	R Litherland	27	7	A Woodhouse	6.75	11.380	7	S Whittaker (M)	23.4	7	R Litherland	27					
8	A Woodhouse	39.3	8	J Dudley (M)	26	8	J Crunden	6.76	11.364	8	L Blacker	22.9	8	J Dudley (M)	26					
9	L Blacker	37.9	9	S Gray (M)	25	9	L Blacker	6.98	11.005	9	J Crunden	22.8	9	S Gray (M)	25					
10	J Crunden	36.4	10	M Graham	24	10	M Graham	7.59	10.121	10	M Graham	20.6	10	C Blake	24					
11	J Dudley (M)	35.8	11	G Reynolds (M)	23	11	J Dudley (M)	7.92	9.699	11	J Dudley (M)	19.9	11	G Reynolds (M)	23					
12	S Gray (M)	35.4	12	A Woodhouse	22	12	C Blake	8.17	9.402	12	C Blake	19.5	12	A Woodhouse	22					
13	C Blake	33.4	13	S Whittaker (M)	21	13	S Gray (M)	8.32	9.233	13	S Gray (M)	19.4	13	S Whittaker (M)	21					
14	G Reynolds (M)	30.9	14	J Crunden	20	14	G Reynolds (M)	8.68	8.850	14	G Reynolds (M)	17.9	14	J Crunden	20					
QUALIFYING							FASTEST LAPS							POINTS TOTAL						
POS	JUNIOR	LAPS	POS	JUNIOR	PTS	POS	JUNIOR	TIME	MPH	POS	JUNIOR	LAPS	POS	JUNIOR	PTS					
1	B Crunden	37.3	1	B Crunden	45	1	J Woodhouse	6.94	11.069	1	B Crunden	21.7	1	B Crunden	48					
2	J Woodhouse	35.5	2	J Woodhouse	38	2	B Crunden	6.95	11.053	2	J Woodhouse	21.1	2	J Woodhouse	40					
3	E Woodhouse	26.6	3	L Whittaker	34	3	E Woodhouse	9.16	8.386	3	L Whittaker	17.4	3	L Whittaker	34					
4	L Whittaker	26.5	4	E Woodhouse	31	3	L Whittaker	9.16	8.386	4	E Woodhouse	15.3	4	E Woodhouse	31					
5	C Youart	24.0	5	C Youart	29	5	C Youart	10.03	7.659	5	C Youart	13.9	5	C Youart	29					



Final Points

POS	ADULT	PTS
1	N Sismey (M)	3.5
1	L Blacker	3.5
3	C Blake	2.5
4	L Pateman	2.0
4	A Woodhouse	2.0
6	S Whittaker (M)	1.5
6	J Dudley (M)	1.5
6	G Reynolds (M)	1.5
9	L Smith	1.0
9	M Graham	1.0
9	J Crunden	1.0
9	S Gray (M)	1.0
13	A Smith (M)	0.5
13	R Litherland	0.5

FINAL POINTS		
POS	ADULT	PTS
1	L Whittaker	3.0
2	B Crunden	2.0
3	J Woodhouse	1.5
3	C Youart	1.5
5	E Woodhouse	0.5



Charlie Youart took 5<sup>th</sup> in both Shanghai Junior Club Nights

CL		NAME		YELLOW		RED		QUAL		FIN		FINAL 1		FINAL 2		BEST		TOTAL LAPS
				LAPS	TIME	LAPS	TIME	LAPS	TIME	LAPS	TIME	PTS	POS	LAPS	TIME	LAPS	TIME	
A	A	A	Smith (M)	25.1	6.35	26.7	5.68	51.8	A4	0.5	A4	21.0	5.78	26.7	5.68	72.8		
A	L	Pateman		24.1	6.03	23.2	5.95	47.3	A1	2.0	A1	26.8	5.83	26.8	5.83	74.1		
A	L	Smith		22.3	6.48	23.5	6.46	45.8	A3	1.0	A3	23.8	6.30	23.8	6.30	69.6		
A	R	Litherland		25.1	6.36	19.9	6.09	45.0	B4	0.5	B4			25.1	6.09	45.0		
A	N	Sismey (M)		22.3	6.62	22.5	6.05	44.8	A2	3.5	A2	24.0	6.45	25.2	6.52	94.0		
A	S	Whittaker (M)		18.9	7.45	22.1	6.93	41.0	E2	1.5	E2	23.4	6.68	23.4	6.68	64.4		
A	M	Graham		18.8	7.94	20.6	7.59	39.4	B3	1.0	B3	18.9	7.59	20.6	7.59	58.3		
A	A	Woodhouse		18.2	8.27	21.1	6.96	39.3	E1	2.0	E1	24.0	6.75	24.0	6.75	63.3		
A	L	Blacker		19.7	7.90	18.2	6.98	37.9	B2	3.5	B2	22.9	7.11	19.4	7.02	80.2		
A	J	Crunden		18.2	7.46	18.2	7.07	36.4	E3	1.0	E3	22.8	6.76	22.8	6.76	59.2		
A	J	Dudley (M)		15.9	9.01	19.9	7.92	35.8	C2	1.5	C2	19.8	8.05	19.9	7.92	55.6		
A	S	Gray (M)		16.0	9.59	19.4	8.54	35.4	C3	1.0	C3	18.8	8.32	19.4	8.32	54.2		
A	C	Blake		16.2	9.25	17.2	8.34	33.4	C4	2.5	C4	19.5	8.17	19.5	8.17	69.8		
A	G	Reynolds (M)		14.6	9.48	16.3	8.96	30.9	D2	1.5	D2	17.9	8.68	17.9	8.68	48.8		
J	B	Crunden		17.0	7.81	20.3	7.45	37.3	A1	2.0	A1	21.7	6.95	21.7	6.95	59.0		
J	J	Woodhouse		17.8	7.71	17.7	7.34	35.5	A2	1.5	A2	21.1	6.94	21.1	6.94	56.6		
J	E	Woodhouse		11.3	12.60	15.3	9.16	26.6	A4	0.5	A4	13.1	10.46	15.3	9.16	39.7		
J	L	Whittaker		11.3	12.04	15.2	10.23	26.5	A3	3.0	A3	17.4	9.16	13.6	10.50	57.5		
J	C	Youart		11.0	13.19	13.0	10.03	24.0	B2	1.5	B2	13.9	10.31	13.9	10.03	37.9		
												TOTAL FEET	130,692.6	TOTAL LAPS	1,160.0			



DERBY H:O SLOT CAR CLUB CHAMPIONSHIP RACE 768  
**Shanghai - 23 June 2026 - GC - Round 17**

QUALIFYING AND FINAL RACE RESULTS

Derby HO Racing Club  
 www.dhorec.co.uk  
**dhorec**  
 Home of HO Le Mans  
 1972-2023



Mike Graham finished in the middle of Group 'B' in both races!

Everyone's  
**Best Results**  
At This Circuit



**What are my Best Scores?**  
**Who Have I Beaten?**



Jim Dudley improved as the evening went on taking 9<sup>th</sup> then 8<sup>th</sup>

### Shanghai Best Off Chart 3 - GC

Qualifying					Fastest Laps					Race Laps				
Pos	Adult	Laps	MPH	Date	Pos	Adult	Time	MPH	Date	Pos	Adult	Laps	MPH	Date
1	A Smith (M)	51.8	11.053	23-Jun-26	1	A Smith (M)	5.68	13.524	23-Jun-26	1	C Bowles	28.4	12.120	24-Jun-25
2	C Bowles	49.9	10.648	24-Jun-25	2	L Pateman	5.83	13.176	23-Jun-26	2	A Smith (M)	27.4	11.693	24-Jun-25
3	S Goodlip (M)	48.9	10.435	24-Jun-25	3	C Bowles	5.92	12.976	24-Jun-25	3	L Pateman	26.8	11.437	23-Jun-26
4	L Smith	48.3	10.306	24-Jun-25	4	N Sismey (M)	6.05	12.697	23-Jun-26	4	R Litherland	26.6	11.352	24-Jun-25
5	N Sismey (M)	47.3	10.093	24-Jun-25	5	R Litherland	6.09	12.614	23-Jun-26	5	S Goodlip (M)	26.1	11.139	24-Jun-25
5	L Pateman	47.3	10.093	23-Jun-26	6	S Goodlip (M)	6.10	12.593	24-Jun-25	6	N Sismey (M)	25.2	10.755	23-Jun-26
7	R Litherland	45.0	9.602	24-Jun-25	7	L Smith	6.23	12.330	24-Jun-25	7	L Smith	24.3	10.370	24-Jun-25
8	S Whittaker (M)	43.8	9.346	24-Jun-25	8	S Whittaker (M)	6.68	11.500	23-Jun-26	8	A Woodhouse	24.0	10.242	23-Jun-26
9	L Blacker	42.5	9.069	24-Jun-25	9	A Woodhouse	6.75	11.381	23-Jun-26	9	S Whittaker (M)	23.4	9.986	23-Jun-26
10	M Graham	39.4	8.407	23-Jun-26	10	J Crunden	6.76	11.364	23-Jun-26	10	L Blacker	22.8	9.730	24-Jun-25
11	A Woodhouse	39.3	8.386	23-Jun-26	11	L Blacker	6.78	11.330	24-Jun-25	10	J Crunden	22.8	9.730	23-Jun-26
12	D Latham	38.0	8.109	24-Jun-25	12	M Blake	7.22	10.640	24-Jun-25	12	M Graham	20.6	8.791	23-Jun-26
13	J Crunden	37.2	7.938	24-Jun-25	13	D Latham	7.55	10.175	24-Jun-25	13	J Dudley (M)	19.9	8.493	23-Jun-26
14	J Dudley (M)	35.8	7.639	23-Jun-26	14	M Graham	7.59	10.121	23-Jun-26	14	M Blake	19.8	8.450	24-Jun-25
15	S Gray (M)	35.4	7.554	23-Jun-26	15	J Dudley (M)	7.92	9.699	23-Jun-26	15	D Latham	19.6	8.365	24-Jun-25
16	N Jarram	33.5	7.148	24-Jun-25	16	J Mills	8.05	9.543	24-Jun-25	16	C Blake	19.5	8.322	23-Jun-26
17	C Blake	33.4	7.127	23-Jun-26	17	N Jarram	8.06	9.531	24-Jun-25	17	S Gray (M)	19.4	8.279	23-Jun-26
18	J Mills	33.2	7.084	24-Jun-25	18	C Blake	8.17	9.402	23-Jun-26	18	G Reynolds (M)	17.9	7.639	23-Jun-26
19	G Reynolds (M)	30.9	6.594	23-Jun-26	19	S Gray (M)	8.32	9.233	23-Jun-26	19	J Mills	17.7	7.554	24-Jun-25
20	J Wardle	29.8	6.359	24-Jun-25	20	J Wardle	8.55	8.985	24-Jun-25	20	N Jarram	16.9	7.212	24-Jun-25
21	M Blake	28.5	6.081	24-Jun-25	21	G Reynolds (M)	8.68	8.850	23-Jun-26	21	J Wardle	15.2	6.487	24-Jun-25
Pos	Junior	Laps	MPH	Date	Pos	Junior	Time	MPH	Date	Pos	Junior	Laps	MPH	Date
1	J Woodhouse	37.6	8.023	24-Jun-25	1	J Woodhouse	6.94	11.069	23-Jun-26	1	B Crunden	21.7	9.261	23-Jun-26
2	B Crunden	37.3	7.959	24-Jun-25	2	B Crunden	6.95	11.053	23-Jun-26	2	J Woodhouse	21.1	9.005	23-Jun-26
3	L Whittaker	34.1	7.276	24-Jun-25	3	Z Brazell	7.42	10.353	24-Jun-25	3	M Blake	19.0	8.109	24-Jun-25
4	Z Brazell	33.8	7.212	24-Jun-25	4	L Whittaker	7.45	10.311	24-Jun-25	4	Z Brazell	18.6	7.938	24-Jun-25
5	M Blake	28.5	6.081	24-Jun-25	5	M Blake	8.07	9.519	24-Jun-25	5	L Whittaker	18.4	7.853	24-Jun-25
6	E Woodhouse	26.6	5.676	23-Jun-26	6	E Woodhouse	9.16	8.386	23-Jun-26	6	E Woodhouse	15.3	6.530	23-Jun-26
7	C Youart	24.0	5.121	23-Jun-26	7	C Youart	10.03	7.659	23-Jun-26	7	C Youart	13.9	5.932	23-Jun-26





Junior 'B' – winner Luca & Charlie (5<sup>th</sup>)

# Championship Tables



Those All Important  
**Points!**



Junior 'A' – Luca (3<sup>rd</sup>), Jenson Woodhouse (2<sup>nd</sup>), winner Baxter & Ellis Woodhouse (4<sup>th</sup>)



**Championship**  
**Leaders 23Jun26**  
**After Round 17**



**Adult**

**Junior**

**Championship**

**Championship**

Reuben Litherland

Jenson Woodhouse

**Final Challenge**

**Final Challenge**

Lewis Blacker

Jenson Woodhouse

**King of Speed**

**King of Speed**

TBA

TBA

Top Adult Points at dhorcingham oval

Top Junior Points at dhorcingham oval

**Other**

**Masters (56+)**

**Early Parents**

Nick Sismey

Andrew Woodhouse

**Alan Bullock**

**Bob Chadwick**

TBA

TBA

Winner of last Adult Club Night in August

Winner of last Adult Club Night in October

Key: **Orange** = New Leader, **Green** = Champion



Adult Early Parents' 'E' – Winner Andrew (12<sup>th</sup>), Steve (13<sup>th</sup>) & Jim Crunden (14<sup>th</sup>)



DHORC Championship 2026 after Round 17 (1of2)														
Pos	Competitor Name (Adults)	Wins	MIA F1	INT F1	INT GC	CAD F1	CAD GC	MON F1	MON GC	LB F1	LB GC	Total 37 Scores	Best (75%)	Diff
			1	2	3	4	5	6	7	8	9		TBA	
			06-Jan	27-Jan	27-Jan	17-Feb	17-Feb	10-Mar	10-Mar	31-Mar	31-Mar		Scores	
1	R Litherland	7	27	29	45	29	46	47	46	50	45	661	661	
2	L Pateman	4	39	38	29	48	38	27	30	38	36	621	621	40
3	A Smith (M)	1	33	DNS	DNS	29	38	34	38	34	41	545	545	76
4	N Sismey (M)		28	31	28	38	27	26	34	29	28	496	496	49
5	L Blacker		29	27	31	26	28	27	27	27	31	492	492	4
6	C Bowles	2	35	36	36	DNS	DNS	31	33	DNS	DNS	390	390	102
7	S Gray (M)		26	26	23	28	24	25	25	26	25	380	380	10
8	J Dudley (M)		20	24	26	25	26	DNS	DNS	23	21	352	352	28
9	G Reynolds (M)		23	DNS	DNS	24	25	24	23	22	22	338	338	14
10	L Smith	1	DNS	DNS	DNS	36	29	41	29	31	29	335	335	3
11	A Woodhouse		16	20	21	22	22	21	20	20	19	300	300	35
12	D Latham		24	28	27	DNS	DNS	29	26	28	27	288	288	12
13	J Crunden		17	22	19	21	21	22	22	19	20	258	258	30
14	M Graham		DNS	18	20	DNS	DNS	19	19	DNS	DNS	241	241	17
15	S Whittaker (M)		18	21	22	23	23	DNS	DNS	DNS	DNS	234	234	7
16	C Blake		22	23	25	DNS	DNS	23	24	DNS	DNS	216	216	18
17	R Goodere		DNS	DNS	DNS	DNS	DNS	DNS	DNS	21	23	184	184	32
18	S Goodlip (M)	2	46	48	41	DNS	DNS	DNS	DNS	DNS	DNS	135	135	49
19	D Hughes-Dowd		15	19	18	20	20	20	21	DNS	DNS	133	133	2
20	M Gretton (M)		19	25	24	DNS	DNS	DNS	DNS	24	24	116	116	17
21	N Jarram		DNS	DNS	DNS	DNS	DNS	DNS	DNS	DNS	DNS	103	103	13
22	M Blood		25	DNS	DNS	DNS	DNS	DNS	DNS	25	26	76	76	27
23	JJ Hughes-Dowd		DNS	DNS	DNS	31	31	DNS	DNS	DNS	DNS	62	62	14
24	M Dutton		DNS	DNS	DNS	DNS	DNS	DNS	DNS	DNS	DNS	43	43	19
25	B Johnson (M)		21	DNS	DNS	DNS	DNS	DNS	DNS	DNS	DNS	21	21	22
Pos	(Juniors)	Wins	752	753	754	755	756	757	758	759	760	Total	75%	Diff
1	J Woodhouse	7	39	40	38	38	38	45	45	50	42	656	656	
2	L Whittaker	2	34	31	31	31	34	34	28	34	34	524	524	132
3	C Youart		28	27	29	29	29	27	27	29	29	432	432	92
4	E Woodhouse		29	28	27	34	31	DNS	DNS	31	31	410	410	22
5	B Crunden	3	31	29	28	DNS	DNS	28	34	38	46	401	401	9
6	JJ Hughes-Dowd	5	49	48	50	50	50	36	36	DNS	DNS	319	319	82
7	M Blake		DNS	26	26	DNS	DNS	29	38	DNS	DNS	195	195	124
8	J Graham		DNS	34	34	DNS	DNS	38	29	DNS	DNS	135	135	60
Pos	(Masters)	Wins	752	753	754	755	756	757	758	759	760	Total	75%	Diff
1	N Sismey (M)	6	3.0	2.5	1.0	1.5	0.5	1.5	3.0	1.5	1.0	30.5	30.5	
2	S Gray (M)	4	1.5	1.5	1.5	3.0	0.5	1.0	1.0	1.5	1.0	22.5	22.5	8.0
3	G Reynolds (M)	1	1.5	DNS	DNS	0.5	1.0	2.5	1.5	1.0	1.0	19.5	19.5	3.0
4	A Smith (M)	2	0.5	DNS	DNS	1.5	1.0	3.0	1.5	1.0	1.5	18.5	18.5	1.0
4	J Dudley (M)	2	1.5	0.5	3.5	1.0	1.5	DNS	DNS	1.5	0.5	18.5	18.5	
6	S Whittaker (M)	2	2.0	1.5	2.0	2.0	2.0	DNS	DNS	DNS	DNS	18.0	18.0	0.5
7	M Gretton (M)	2	1.0	3.0	0.5	DNS	DNS	DNS	DNS	0.5	2.5	7.5	7.5	10.5
8	S Goodlip (M)		2.0	2.0	1.5	DNS	DNS	DNS	DNS	DNS	DNS	5.5	5.5	2.0
9	B Johnson (M)		0.5	DNS	DNS	DNS	DNS	DNS	DNS	DNS	DNS	0.5	0.5	5.0
Pos	(Early Parents)	Wins	752	753	754	755	756	757	758	759	760	Total	75%	Diff
1	A Woodhouse	5	16	20	21	22	22	21	20	20	19	300	300	
2	J Crunden	5	17	22	19	21	21	22	22	19	20	258	258	42
3	S Whittaker (M)	5	18	21	22	23	23	DNS	DNS	DNS	DNS	234	234	24
4	D Hughes-Dowd		15	19	18	20	20	20	21	DNS	DNS	133	133	101
4	M Graham	2	DNS	18	20	DNS	DNS	19	19	DNS	DNS	133	133	



Adult 'D' – Winner Colin & Gordon (11<sup>th</sup>)

DHORC Championship 2026 after Round 17 (2of2)

Pos	Competitor Name (Adults)	Wins	ZN F1	ZN GC	NAS F1	NAS GC	DIJ F1	DIJ GC	SHA F1	SHA GC	Total 37 Scores	Best (75%) TBA	Diff
			10 29-Apr	11 29-Apr	12 12-May	13 12-May	14 02-Jun	15 02-Jun	16 23-Jun	17 23-Jun		75% Scores	
1	R Litherland	7	38	38	39	46	37	34	38	27	661	661	
2	L Pateman	4	28	29	30	38	33	47	48	45	621	621	40
3	A Smith (M)	1	38	50	33	38	28	41	34	36	545	545	76
4	N Sismey (M)		27	31	26	29	23	27	26	38	496	496	49
5	L Blacker		31	28	34	31	29	29	28	29	492	492	4
6	C Bowles	2	46	34	45	25	38	31	DNS	DNS	390	390	102
7	S Gray (M)		DNS	DNS	27	24	27	22	27	25	380	380	10
8	J Dudley (M)		22	25	24	23	22	20	25	26	352	352	28
9	G Reynolds (M)		23	22	23	22	20	19	23	23	338	338	14
10	L Smith	1	DNS	DNS	DNS	DNS	45	28	33	34	335	335	3
11	A Woodhouse		21	21	DNS	DNS	18	17	20	22	300	300	35
12	D Latham		26	27	DNS	DNS	25	21	DNS	DNS	288	288	12
13	J Crunden		DNS	DNS	DNS	DNS	17	16	22	20	258	258	30
14	M Graham		DNS	DNS	29	28	26	25	29	28	241	241	17
15	S Whittaker (M)		DNS	DNS	25	26	16	18	21	21	234	234	7
16	C Blake		25	26	DNS	DNS	DNS	DNS	24	24	216	216	18
17	R Goodere		24	23	22	27	21	23	DNS	DNS	184	184	32
18	S Goodlip (M)	2	DNS	DNS	DNS	DNS	DNS	DNS	DNS	DNS	135	135	49
19	D Hughes-Dowd		DNS	DNS	DNS	DNS	DNS	DNS	DNS	DNS	133	133	2
20	M Gretton (M)		DNS	DNS	DNS	DNS	DNS	DNS	DNS	DNS	116	116	17
21	N Jarram		29	24	DNS	DNS	24	26	DNS	DNS	103	103	13
22	M Blood		DNS	DNS	DNS	DNS	DNS	DNS	DNS	DNS	76	76	27
23	JJ Hughes-Dowd		DNS	DNS	DNS	DNS	DNS	DNS	DNS	DNS	62	62	14
24	M Dutton		DNS	DNS	DNS	DNS	19	24	DNS	DNS	43	43	19
25	B Johnson (M)		DNS	DNS	DNS	DNS	DNS	DNS	DNS	DNS	21	21	22
Pos	(Juniors)	Wins	761	762	763	764	765	766	767	768	Total	75%	Diff
1	J Woodhouse	7	50	50	DNS	DNS	50	41	50	40	656	656	
2	L Whittaker	2	DNS	DNS	50	50	31	34	34	34	524	524	132
3	C Youart		31	31	DNS	DNS	29	29	29	29	432	432	92
4	E Woodhouse		34	34	DNS	DNS	38	31	31	31	410	410	22
5	B Crunden	3	DNS	DNS	DNS	DNS	34	47	38	48	401	401	9
6	JJ Hughes-Dowd	5	DNS	DNS	DNS	DNS	DNS	DNS	DNS	DNS	319	319	82
7	M Blake		38	38	DNS	DNS	DNS	DNS	DNS	DNS	195	195	124
8	J Graham		DNS	DNS	DNS	DNS	DNS	DNS	DNS	DNS	135	135	60
Pos	(Masters)	Wins	761	762	763	764	765	766	767	768	Total	75%	Diff
1	N Sismey (M)	6	0.5	0.5	3.5	1.5	1.5	0.5	3.5	3.5	30.5	30.5	
2	S Gray (M)	4	DNS	DNS	0.5	2.5	2.5	1.0	2.5	1.0	22.5	22.5	8.0
3	G Reynolds (M)	1	1.5	1.0	1.5	1.0	1.5	1.0	1.5	1.5	19.5	19.5	3.0
4	A Smith (M)	2	1.0	2.0	0.5	1.0	1.0	1.5	1.0	0.5	18.5	18.5	1.0
4	J Dudley (M)	2	1.0	1.0	0.5	1.5	1.0	1.0	1.0	1.5	18.5	18.5	
6	S Whittaker (M)	2	DNS	DNS	1.0	1.5	1.0	2.0	1.5	1.5	18.0	18.0	0.5
7	M Gretton (M)	2	DNS	DNS	DNS	DNS	DNS	DNS	DNS	DNS	7.5	7.5	10.5
8	S Goodlip (M)		DNS	DNS	DNS	DNS	DNS	DNS	DNS	DNS	5.5	5.5	2.0
9	B Johnson (M)		DNS	DNS	DNS	DNS	DNS	DNS	DNS	DNS	0.5	0.5	5.0
Pos	(Early Parents)	Wins	761	762	763	764	765	766	767	768	Total	75%	Diff
1	A Woodhouse	5	21	21	DNS	DNS	18	17	20	22	300	300	
2	J Crunden	5	DNS	DNS	DNS	DNS	17	16	22	20	258	258	42
3	S Whittaker (M)	5	DNS	DNS	25	26	16	18	21	21	234	234	24
4	D Hughes-Dowd		DNS	DNS	DNS	DNS	DNS	DNS	DNS	DNS	133	133	101
4	M Graham	2	DNS	DNS	29	28	N/A	N/A	N/A	N/A	133	133	



Adult 'C' – Colin (10<sup>th</sup>), Jim (8<sup>th</sup>), winner Lewis & Stuart Gray (9<sup>th</sup>)



DHORC Final Challenge 2026 Round 17 (1of2)													
Pos	Competitor Name (Adult)	Final Wins	MIA F1	INT F1	INT GC	CAD F1	CAD GC	MON F1	MON GC	LB F1	LB GC	Results	
			1	2	3	4	5	6	7	8	9	(37)	Turn Up
			06-Jan	27-Jan	27-Jan	17-Feb	17-Feb	10-Mar	10-Mar	31-Mar	31-Mar	Points	Rate
1	L Blacker	8	1.5	0.5	2.5	1.5	1.0	3.0	2.5	0.5	2.5	32.0	100.00%
2	L Pateman	8	1.5	1.5	1.5	2.0	1.5	0.5	1.0	1.5	1.0	31.5	100.00%
3	N Sismey (M)	6	3.0	2.5	1.0	1.5	0.5	1.5	3.0	1.5	1.0	30.5	100.00%
4	R Litherland	8	0.5	1.5	2.0	0.5	2.0	2.0	2.0	2.0	2.0	27.0	100.00%
5	D Latham	7	4.5	3.0	2.5	DNS	DNS	1.5	1.5	1.0	2.5	24.0	64.71%
6	S Gray (M)	3	1.5	1.5	1.5	3.0	0.5	1.0	1.0	1.5	1.0	22.5	88.24%
7	L Smith	6	DNS	DNS	DNS	1.0	3.5	1.5	1.5	4.5	1.5	22.0	71.43%
8	G Reynolds (M)	1	1.5	DNS	DNS	0.5	1.0	2.5	1.5	1.0	1.0	19.5	88.24%
9	J Dudley (M)	1	1.5	0.5	3.5	1.0	1.5	DNS	DNS	1.5	0.5	19.0	88.24%
9	J Crunden	5	1.5	2.0	0.5	1.0	1.0	2.0	2.0	1.5	2.0	19.0	76.47%
9	A Woodhouse	3	1.0	1.0	1.5	1.5	1.5	1.5	1.0	2.0	1.5	19.0	88.24%
12	A Smith (M)	2	0.5	DNS	DNS	1.5	1.0	3.0	1.5	1.0	1.5	18.5	88.24%
13	S Whittaker (M)	5	2.0	1.5	2.0	2.0	2.0	DNS	DNS	DNS	DNS	18.0	64.71%
14	M Graham	3	DNS	1.5	3.0	DNS	DNS	0.5	0.5	DNS	DNS	17.0	62.50%
15	C Bowles	4	3.0	1.0	1.0	DNS	DNS	0.5	0.5	DNS	DNS	16.0	64.71%
16	C Blake	2	1.0	1.5	1.0	DNS	DNS	1.5	2.5	DNS	DNS	13.0	52.94%
17	R Goodere	2	DNS	DNS	DNS	DNS	DNS	DNS	DNS	0.5	1.5	11.5	80.00%
18	D Hughes-Dowd	1	0.5	2.5	1.5	0.5	0.5	1.0	1.5	DNS	DNS	8.0	41.18%
19	M Gretton (M)	2	1.0	3.0	0.5	DNS	DNS	DNS	DNS	0.5	2.5	7.5	29.41%
20	N Jarram	1	DNS	DNS	DNS	DNS	DNS	DNS	DNS	DNS	DNS	6.0	50.00%
21	S Goodlip (M)	2	2.0	2.0	1.5	DNS	DNS	DNS	DNS	DNS	DNS	5.5	17.65%
21	M Blood	1	1.0	DNS	DNS	DNS	DNS	DNS	DNS	3.0	1.5	5.5	17.65%
23	JJ Hughes-Dowd	2	DNS	DNS	DNS	2.5	2.5	DNS	DNS	DNS	DNS	5.0	14.29%
24	M Dutson		DNS	DNS	DNS	DNS	DNS	DNS	DNS	DNS	DNS	1.5	50.00%
25	B Johnson (M)		0.5	DNS	DNS	DNS	DNS	DNS	DNS	DNS	DNS	0.5	6.67%
Pos	(Junior)	Wins	752	753	754	755	756	757	758	759	760	Points	Rate
1	J Woodhouse	7	1.5	1.5	1.5	1.5	1.5	2.0	2.0	2.0	1.5	25.5	88.24%
2	L Whittaker	7	1.0	2.5	0.5	0.5	1.0	3.0	1.0	1.0	1.0	25.0	88.24%
3	B Crunden	6	2.5	1.5	1.0	DNS	DNS	1.0	3.0	3.5	2.0	21.0	64.71%
4	E Woodhouse	4	1.5	1.0	0.5	3.0	2.5	DNS	DNS	0.5	2.5	18.5	76.47%
5	C Youart		1.0	0.5	1.5	1.5	1.5	0.5	0.5	1.5	1.5	17.0	88.24%
6	JJ Hughes-Dowd	5	2.0	2.0	2.0	2.0	2.0	0.5	0.5	DNS	DNS	11.0	41.18%
7	J Graham	1	DNS	1.0	3.0	DNS	DNS	1.5	1.5	DNS	DNS	7.0	25.00%
8	M Blake		DNS	0.0	0.0	DNS	DNS	1.5	1.5	DNS	DNS	6.0	37.50%
Turn Up Rates			100%	86%	85.71%	63.33%	63.33%	73.33%	73.33%	64.52%	64.52%	AVE	64.82%



Adult 'B' – Lewis (5<sup>th</sup>), winner Nick Sismey, Reuben Litherland (7<sup>th</sup>) & Mike (6<sup>th</sup>)



DHORC Final Challenge 2026 Round 17 (2of2)												
Pos	Competitor Name (Adult)	Final Wins	ZN F1	ZN GC	NAS F1	NAS GC	DIJ F1	DIJ GC	SHA F1	SHA GC	Results	
			10	11	12	13	14	15	16	17	(37)	Turn Up
			29-Apr	29-Apr	12-May	12-May	02-Jun	02-Jun	23-Jun	23-Jun	Points	Rate
1	L Blacker	8	2.5	1.0	5.0	0.5	1.5	1.5	1.0	3.5	32.0	100.00%
2	L Pateman	8	5.0	1.5	1.0	3.5	2.5	2.0	2.0	2.0	31.5	100.00%
3	N Sismey (M)	6	0.5	0.5	3.5	1.5	1.5	0.5	3.5	3.5	30.5	100.00%
4	R Litherland	8	1.5	3.5	1.5	2.0	1.0	1.0	1.5	0.5	27.0	100.00%
5	D Latham	7	1.5	4.5	DNS	DNS	1.0	0.5	DNS	DNS	24.0	64.71%
6	S Gray (M)	3	DNS	DNS	0.5	2.5	2.5	1.0	2.5	1.0	22.5	88.24%
7	L Smith	6	DNS	DNS	DNS	DNS	2.0	3.0	2.5	1.0	22.0	71.43%
8	G Reynolds (M)	1	1.5	1.0	1.5	1.0	1.5	1.0	1.5	1.5	19.5	88.24%
9	J Dudley (M)	1	1.0	1.0	0.5	1.5	1.0	1.5	1.0	1.5	19.0	88.24%
9	J Crunden	5	DNS	DNS	DNS	DNS	1.5	1.0	2.0	1.0	19.0	76.47%
9	A Woodhouse	3	0.0	0.0	DNS	DNS	2.0	1.5	1.0	2.0	19.0	88.24%
12	A Smith (M)	2	1.0	2.0	0.5	1.0	1.0	1.5	1.0	0.5	18.5	88.24%
13	S Whittaker (M)	5	DNS	DNS	1.0	1.5	1.0	2.0	1.5	1.5	18.0	64.71%
14	M Graham	3	DNS	DNS	1.5	1.0	1.5	5.0	1.5	1.0	17.0	62.50%
15	C Bowles	4	2.0	1.0	2.0	1.0	1.5	2.5	DNS	DNS	16.0	64.71%
16	C Blake	2	1.0	1.5	DNS	DNS	DNS	DNS	0.5	2.5	13.0	52.94%
17	R Goodere	2	0.5	1.5	1.0	2.5	2.5	1.5	DNS	DNS	11.5	80.00%
18	D Hughes-Dowd	1	DNS	DNS	DNS	DNS	DNS	DNS	DNS	DNS	8.0	41.18%
19	M Gretton (M)	2	DNS	DNS	DNS	DNS	DNS	DNS	DNS	DNS	7.5	29.41%
20	N Jarram	1	1.5	0.5	DNS	DNS	2.5	1.5	DNS	DNS	6.0	50.00%
21	S Goodlip (M)	2	DNS	DNS	DNS	DNS	DNS	DNS	DNS	DNS	5.5	17.65%
21	M Blood	1	DNS	DNS	DNS	DNS	DNS	DNS	DNS	DNS	5.5	17.65%
23	JJ Hughes-Dowd	2	DNS	DNS	DNS	DNS	DNS	DNS	DNS	DNS	5.0	14.29%
24	M Dutson		DNS	DNS	DNS	DNS	1.0	0.5	DNS	DNS	1.5	50.00%
25	B Johnson (M)		DNS	DNS	DNS	DNS	DNS	DNS	DNS	DNS	0.5	6.67%
Pos	(Junior)	Wins	761	762	763	764	765	766	767	768	Points	Rate
1	J Woodhouse	7	2.0	2.0	DNS	DNS	2.0	1.0	2.0	1.5	25.5	88.24%
2	L Whittaker	7	DNS	DNS	2.0	2.0	2.5	3.0	1.0	3.0	25.0	88.24%
3	B Crunden	6	DNS	DNS	DNS	DNS	1.0	2.0	1.5	2.0	21.0	64.71%
4	E Woodhouse	4	1.0	1.0	DNS	DNS	1.5	0.5	2.5	0.5	18.5	76.47%
5	C Youart		0.5	0.5	DNS	DNS	1.5	1.5	1.5	1.5	17.0	88.24%
6	JJ Hughes-Dowd	5	DNS	DNS	DNS	DNS	DNS	DNS	DNS	DNS	11.0	41.18%
7	J Graham	1	DNS	DNS	DNS	DNS	DNS	DNS	DNS	DNS	7.0	25.00%
8	M Blake		1.5	1.5	DNS	DNS	DNS	DNS	DNS	DNS	6.0	37.50%
Turn Up Rates			53.13%	53.13%	40.63%	40.63%	69.70%	69.70%	57.58%	57.58%	AVE	64.82%



Adult 'A' – Nick (2<sup>nd</sup>), winner Lee Pateman, Angus Smith (4<sup>th</sup>) & Liam Smith (3<sup>rd</sup>)



# Members' Statistics

## ADULT STATISTICS 1992-2026 - AFTER DHORC 768

Sheet 1 of 5 (Note: Highlighted Names are Current 2026 Members, CS = Best Consecutive Results)

MEETINGS (Junior & Adult) ATTENDED		RACES (Junior & Adult) COMPLETED		DRIVER RANKING		FINALS WON					
Pos	ADULT (1st Race)	No	Pos	ADULT	No	Pos	ADULT	No	CS		
1	N SISMEY (07Jul92)	715	1	P REES	3,964	1	* S GOODLIP	2.575	1	L PATEMAN	301 (5)
2	P REES (07Jul92)	710	2	N SISMEY	3,794	2	* A SMITH	2.713	2	P REES	255 (3)
3	L PATEMAN (01Sep92)	658	3	L PATEMAN	3,567	3	* J SISMEY	2.750	3	S GOODLIP	206 (4)
4	G PEACH (07Jan97)	457	4	G PEACH	2,548	4	* W LANDER	2.838	4	N SISMEY	190 (2)
5	S GOODLIP (01Jun93)	435	5	S GOODLIP	2,226	5	* R LUTHERLAND	3.338	5	M CHADWICK	117 (3)
6	P BARBER	363	6	P BARBER	2,102	6	* L PATEMAN	3.500	6	A SMITH	115 (5)
7	A McPEAKE	299	7	A BULLOCK	1,802	7	* C BOWLES	3.711	7	L SMITH	112 (3)
8	A BULLOCK	292	8	A McPEAKE	1,658	8	* M CHADWICK	3.813	8	J SISMEY	103 (4)
9	M CHADWICK	287	9	R MASTERS	1,598	9	* J TAGUE	4.538	9	G PEACH	102 (2)
10	R MASTERS	280	10	M CHADWICK	1,537	10	* T MEASHAM	5.113	10	D McPEAKE	77 (2)
11	N LAMBERT	269	11	C ROYTHORNE	1,513	11	* J NEALE	5.200	11	L BLACKER	76 (3)
12	L SMITH (29May07) (315)	260	12	N LAMBERT	1,479	12	* A TURNBULL	5.775	12	A McPEAKE	66 (2)
13	A SMITH (07Jul92)	258	13	L SMITH (1,820)	1,468	13	* K LYE	6.063	12	A BULLOCK	66 (2)
14	D TURNBULL (07Nov13)	256	14	D McPEAKE	1,366	14	* L SMITH	6.125	14	J TAGUE	64 (2)
15	C ROYTHORNE	249	15	R SEAMAN	1,313	15	* N SISMEY	6.275	15	N LAMBERT	61 (2)
16	D McPEAKE	245	16	J SISMEY (1,957)	1,303	16	* L BLACKER	6.338	15	M ALLSOPP	61 (3)
17	R SEAMAN	235	17	D TURNBULL	1,275	17	* C ROYTHORNE	6.350	17	R SEAMAN	60 (2)
18	J SISMEY (331)	211	18	M ALLSOPP	1,265	18	* G PEACH	6.438	18	W LANDER	56 (2)
19	M ALLSOPP	203	19	A SMITH	1,140	19	* D GARBETT	6.450	19	C ROYTHORNE	55 (2)
20	J LAMB	179	20	J LAMB	1,048	20	* A McPEAKE	6.488	19	C BOWLES	55 (3)
21	C BOWLES (28Mar95) (253)	177	21	S ANAND	976	21	* R SEAMAN	6.550	21	R MASTERS	54 (2)
22	S GRAY (10Apr19)	177	22	P LEVERS	957	22	* P REES	6.650	22	S ANAND	53 (3)
23	P LEVERS	166	23	J LYMER	948	23	* R BLAKE	7.125	23	J LAMB	49 (3)
24	J TAGUE	165	24	J TAGUE	858	24	* T CHADWICK	7.250	24	P LEVERS	48 (2)
25	L BLACKER (30Apr19)	162	25	K ALCOCK	848	25	* S ANAND	7.250	25	R LUTHERLAND	46 (3)
26	S ANAND	154	26	D EDWARDS	801	26	* A BULLOCK	7.438	26	A HOLLIDAY	43 (3)
27	J LYMER	146	27	C BOWLES (1,177)	775	27	* M ALLSOPP	7.488	27	I BRENTNALL	41 (3)
28	D EDWARDS	139	28	S GRAY	696	28	* R CROSSLAND	8.175	27	P BARBER	41 (2)
29	K ALCOCK	131	29	G WESTON	682	29	* JJ HUGHES-DOWD	8.538	29	J LYMER	38 (2)
30	B JOHNSON (29Mar94)	128	30	A HOLLIDAY	679	30	* D McPEAKE	8.563	30	D TURNBULL	37 (3)
31	A HOLLIDAY	123	31	W LANDER	661	31	* D BRENTNALL	8.838	30	JJ HUGHES-DOWD	37 (4)
32	R LUTHERLAND (21May13) (272)	121	32	L EDWARDS	654	32	* K PAYNE	8.850	32	B JOHNSON	34 (3)
33	L EDWARDS	116	33	L BLACKER	648	33	* J ROYTHORNE	8.938	33	G WESTON	33 (2)
34	S SMITH	115	34	J HOLMES	639	34	* J LEVERS	9.063	34	K ALCOCK	30 (3)
35	R LAWSON (03Mar15)	115	35	B JOHNSON	603	35	* D TURNBULL	9.088	34	A TURNBULL	30 (2)
36	G WESTON	113	36	S SMITH	581	36	* A DAVIES	9.138	36	D EDWARDS	29 (2)
37	C HENRY	109	37	R LAWSON	577	37	* P LEVERS	9.188	36	D GARBETT	29 (2)
38	D GARBETT	109	38	C HENRY	552	38	* J LYMER	9.288	38	R BLAKE	26 (2)
39	W LANDER	104	39	D GARBETT	523	38	* S WHITTACKER	9.288	39	D BRENTNALL	25 (5)
40	D HUGHES-DOWD (18Oct22)	99	40	I BRENTNALL	511	40	* D LATHAM	9.639	39	M ROGERS	25 (3)
41	A WOODHOUSE (09Aug22)	99	41	R CROSSLAND	456	41	* S PANK	9.775	39	J HOLMES	25
42	J HOLMES	98	42	T DINGLEY	455	42	* D PASSELL	9.850	42	J NEALE	24 (2)
43	I BRENTNALL	94	43	J ROYTHORNE	432	43	* J CRUNDEN	9.863	43	D HUGHES-DOWD	23 (2)
44	A TURNBULL (07Nov13) (240)	88	44	R LUTHERLAND (1,342)	425	44	* J LAMB	10.063	44	J LEVERS	22 (3)
45	T DINGLEY	87	45	A TURNBULL (1,294)	389	45	* T DINGLEY	10.125	44	R CROSSLAND	22 (2)
46	R CROSSLAND	81	46	R BLAKE	383	46	* I BRENTNALL	10.325	44	S GRAY	22
47	D LATHAM (21Feb23)	79	47	A STAMPER	366	47	* M KNIGHTON	10.363	47	S MINNIS	21 (3)
48	A STAMPER	76	48	S PANK	364	48	* G WESTON	10.375	47	S PANK	21 (2)
49	S PANK	69	49	J LUTHERLAND	362	49	* D EDWARDS	10.438	47	T DINGLEY	21
49	J ROYTHORNE	69	50	S MINNIS	356	50	* M ROGERS	10.463	50	J ROYTHORNE	20 (2)

(Driver Ranking = Average Position in Qualifying, Final Position, Fastest Lap & Race Laps Over Last 20 club nights)

## ADULT STATISTICS 1992-2026 - AFTER DHORC 768

Sheet 2 of 5 (Note: Highlighted Names are Current 2026 Members, CS = Best Consecutive Results)

MEETINGS (Junior & Adult)		RACES (Junior & Adult)		DRIVER RANKING		FINALS WON					
ATTENDED		COMPLETED		ADULT		ADULT					
Pos	ADULT (1st Race)	No	Pos	ADULT	No	Pos	ADULT				
51	JJ HUGHES-DOWD (172)	68	51	D HUGHES-DOWD	332	51	* B JOHNSON	10.539	51	C HENRY	19
52	S MINNIS	67	52	J LEVERS	322	52	* A WOODHOUSE	10.688	51	D LATHAM	19 (2)
53	R BLAKE	62	53	A FEARN (380)	319	53	* S GRAY	10.963	53	A FEARN	18 (2)
53	J LITHERLAND	62	54	J NEALE	318	54	* S MINNIS	11.400	54	A WOODHOUSE	15
53	A STEVENSON (18Oct22)	62	55	A WOODHOUSE	311	55	* JT HUGHES-DOWD	11.500	55	S LANDER	14 (2)
56	M GRAHAM (20Feb24)	61	56	M ROGERS	308	56	* D HUGHES-DOWD	11.584	56	T CHADWICK	13 (2)
57	J NEALE	60	57	M MARTINEZ	289	57	* M GRAHAM	12.275	57	J HITCHCOCK	12 (2)
58	M ROGERS	57	58	D LATHAM	270	58	* J HOLMES	12.350	57	P FOXLEY	12 (2)
59	M DUTSON (15Mar22)	54	59	K LYE	263	59	* A HOLLIDAY	12.463	57	R LAWSON	12
60	J LEVERS	53	60	G SCHULE	258	60	* K ALCOCK	12.613	57	J CRUNDEN	12
61	G SCHULE	52	61	C BULLOCK (639)	248	61	* A FEARN	12.625	61	T MEASHAM	11
62	A FEARN	49	62	D BRENTNALL	225	62	* M STURGESS	12.675	61	S SMITH	11
62	M MARTINEZ	49	62	T CHADWICK (999)	225	63	* N LAMBERT	12.950	61	H SMITH	11
64	D OLIVER	45	64	D OLIVER	216	64	* P FOXLEY	12.963	61	J LAWSON	11 (3)
65	D WALKER	42	65	D WALKER	212	65	* J DUDLEY	13.038	61	JT HUGHES-DOWD	11 (2)
65	K LYE	42	66	A DAVIES	211	66	* H SMITH	13.138	66	D WALKER	10
65	G REYNOLDS (18Feb25)	42	67	T MEASHAM (758)	208	67	* N JARRAM	13.200	66	D PASSELL	10 (2)
68	D BRENTNALL	41	68	M KNIGHTON	206	68	* G SCHULE	13.238	66	L EDWARDS	10
69	J DUDLEY (11Mar25)	40	69	A STEVENSON	204	69	* J TETLEY	13.313	66	G REYNOLDS	10
70	A THOMPSON	39	70	J CHELL	202	70	* J LAWSON	13.488	70	S DUNN	9 (2)
71	S WHITTAKER (26Nov24)	37	71	M GRAHAM	195	71	* M DUTSON	13.600	70	K LYE	9
72	M KNIGHTON	36	72	D PASSELL	191	72	* C HENRY	13.763	70	S WHITTAKER	9
72	T CHADWICK (183)	36	73	S DUNN	183	73	* D GREEN	13.850	70	M GRAHAM	9 (2)
72	C BULLOCK (102)	36	74	A THOMPSON	179	74	* R LAWSON	13.950	74	G LAMBERT	8 (4)
72	C BLAKE (07Jan25)	36	75	P FOXLEY	172	74	* S SMITH	13.950	74	J LITHERLAND	8
76	S DUNN	35	76	G LAMBERT	168	76	* C BLAKE	14.073	74	C COOPER	8
76	J CRUNDEN (11Mar25)	35	77	M STURGESS	163	77	* G REYNOLDS	14.088	77	R CHADWICK	7 (2)
78	D PASSELL	34	78	S SUMNER	157	78	* J LITHERLAND	14.125	77	A DAVIES	7
78	A DAVIES	34	79	M DUTSON	154	79	* A STAMPER	14.300	79	M JUBB	6
80	T MEASHAM (126)	33	80	B BRUCE	148	80	* R MASTERS	14.325	79	A STAMPER	6
81	G LAMBERT	32	81	R CHADWICK	146	81	* M HOLLAND	14.375	79	C BULLOCK	6
81	P FOXLEY	32	82	J TETLEY	143	82	* N CHATTLE	14.488	79	K PAYNE	6
83	JT HUGHES-DOWD (81)	31	82	G REYNOLDS	143	83	* B BRUCE	14.563	79	J TETLEY	6 (2)
84	J CHELL	30	84	K PAYNE	140	84	* A STEVENSON	14.588	79	T BALDOCK	6
85	M STURGESS	29	85	R HITCHCOCK	138	85	* L EDWARDS	14.800	79	N JARRAM	6
86	R HITCHCOCK	27	86	J DUDLEY	131	86	* C BULLOCK	15.138	86	C SCHOFIELD	5 (2)
86	R CHADWICK	27	87	M HOLLAND	129	87	* D OLIVER	15.688	86	AJ McPEAKE	5 (2)
88	S SUMNER	26	88	J HITCHCOCK	127	88	* S DUNN	15.963	86	I HOLLAND	5
89	B BRUCE	25	89	S WHITTAKER	125	89	* J WARDLE	15.988	86	M TANSLEY	5
90	C STANNARD	24	90	C SCHOFIELD	124	90	* A THOMPSON	16.063	86	D OLIVER	5
90	H SMITH (137)	24	91	C BLAKE	121	91	* G LAMBERT	16.175	86	D GREEN	5
90	J LAWSON (18Aug15) (108)	24	92	I HOLLAND	120	92	* S SUMNER	16.425	86	J CHELL	5
93	I HOLLAND	23	92	D GREEN	120	93	* M MARTINEZ	16.763	86	R JAMES	5
93	J HITCHCOCK	23	94	N CHATTLE	119	94	* J CHELL	17.138	86	M BLOOD	5
93	C SCHOFIELD	23	95	S LANDER	118	95	* C STANNARD	17.325	86	C BLAKE	5
93	D GREEN	23	95	C STANNARD	118	96	* R HITCHCOCK	18.063	96	S REVITT	4 (2)
93	M HOLLAND	23	97	T HAGUES	111	97	* C SCHOFIELD	18.113	96	R HITCHCOCK	4
93	K PAYNE	23	97	J CRUNDEN	111	98	* D WALKER	18.163	96	M KNIGHTON	4
99	J TETLEY	21	99	R JAMES	105	99	* P BARBER	18.938	96	M STURGESS	4
100	N CHATTLE	20	100	JJ HUGHES-DOWD (443)	102	100	* J HITCHCOCK	21.388	100	S PATCHING	3

## ADULT STATISTICS 1992-2026 - AFTER DHORC 768

Sheet 3 of 5 (Note: HighLighted Names are Current 2026 Members, CS = Best Consecutive Results)

MEETINGS (Junior & Adult)		RACES (Junior & Adult)		DRIVER RANKING		FINALS WON					
ATTENDED		COMPLETED		ADULT		ADULT					
Pos	ADULT (1st Race)	No	Pos	ADULT	No	Pos	ADULT				
100	J WARDLE (18Feb25)	20	101	C CARRINGTON	100	101	* R CHADWICK	22.013	100	C NORRIS	3
100	N JARRAM (18Feb25)	20	102	M JUBB	99	102	* I HOLLAND	22.288	100	J HENRY	3
103	M JUBB	19	103	C BRADFORD	97	N/A	T BALDOCK	2.583	100	C CARRINGTON	3
103	K SPINK (18Feb25)	19	104	P MELLOR	93	N/A	S REVITT	3.792	100	A HUGHES	3
105	C CARRINGTON	18	105	N MAFFIN	82	N/A	S LANDER	4.485	100	M HOLLAND	3
105	T HAGUES	18	106	P COCKBILL	81	N/A	AJ McPEAKE	6.659	100	C STANNARD	3
107	N MAFFIN	17	107	D LEVERTON	75	N/A	A HUGHES	6.792	100	M BLAKE	3 (2)
107	S LANDER	17	107	M BLOOD	75	N/A	S WHITE	8.000	100	K SPINK	3
107	P MELLOR	17	109	M TANSLEY	73	N/A	C SLATER	9.250	100	J WARDLE	3
107	C BRADFORD	17	110	YAN SHEN	68	N/A	L HOBSON	9.542	100	J DUDLEY	3
107	C COOPER	17	110	N JARRAM	68	N/A	L BOWLES	10.357	111	H VD HEUVEL	2 (2)
112	P COCKBILL	16	112	J KELLY	67	N/A	S SIDDANS	10.417	111	J KELLY	2
113	R JAMES	15	113	J WARDLE	66	N/A	J KELLY	10.500	111	C SLATER	2 (2)
114	M TANSLEY	14	114	S REVITT	63	N/A	J GRAHAM	10.625	111	YAN SHEN	2
114	L BOWLES (92)	14	115	K SPINK	62	N/A	J HENRY	11.000	111	I HALL	2
116	J KELLY	13	116	M WATTS (130)	61	N/A	F HOLMES	11.194	111	S SUMNER	2
116	D LEVERTON	13	116	C COOPER	61	N/A	C COOPER	11.500	111	B BRUCE	2
116	M BLOOD (14Aug12)	13	118	J McDONALD (98)	60	N/A	M BLOOD	11.788	111	C BRADFORD	2
119	S REVITT	12	119	W BLURTON	58	N/A	R GOODERE	11.906	111	M MARTINEZ	2
119	P PURKIS	12	119	F HOLMES (827)	58	N/A	C ATKINSON	12.125	111	L BOWLES	2
119	M WATTS (25)	12	121	I HALL	57	N/A	J MELLOR	12.650	111	A STEVENSON	2
119	T STACEY	12	121	T STACEY	57	N/A	A DOBBINS	12.925	111	M DUTSON	2
123	AJ McPEAKE (76)	11	123	T CASH	54	N/A	P WRIGHT	13.250	111	M GRETTON	2
123	YAN SHEN	11	124	N WRIGHT	52	N/A	T STACEY	13.271	111	R GOODERE	2
125	R GILLARD	10	125	AJ McPEAKE (376)	50	N/A	P ZIMMERMAN	13.500	125	R GILLARD	1
125	A DOBBINS	10	125	T BALDOCK	50	N/A	M TANSLEY	13.500	125	D ROYTHORNE	1
125	I HALL	10	127	R GILLARD	49	N/A	L COPLEY	13.500	125	P COCKBILL	1
125	J McDONALD (16)	10	127	A DOBBINS	49	N/A	N WRIGHT	13.556	125	J JOHNSON	1
129	N WRIGHT	9	127	D KENNING	49	N/A	M GRETTON	14.083	125	G SCHULE	1
129	T BALDOCK	9	130	P PURKIS	47	N/A	C WILKINSON	14.083	125	M WATTS	1
129	T CASH	9	131	A LEE	46	N/A	C CARRINGTON	14.111	125	B GEBAUERS	1
129	F HOLMES (139)	9	131	Z MIDDLETON	46	N/A	K SPINK	14.474	125	G CLARK	1
133	C NORRIS	8	133	Da BUCKLEY	43	N/A	K JEFFRIES	14.688	125	L COPLEY	1
133	Da BUCKLEY	8	133	J LAWSON (459)	43	N/A	Da BUCKLEY	14.844	125	A DOBBINS	1
133	W BLURTON	8	135	A HUGHES (414)	42	N/A	S ALLDREAD	14.917	125	C WILKINSON	1
133	D KENNING	8	135	H SMITH (637)	42	N/A	B COOK	15.000	125	R HILL	1
133	R GOODERE (31Mar26)	8	135	JT HUGHES-DOWD (205)	42	N/A	J FLETCHER	15.125	125	N CHATTLE	1
138	S PATCHING	7	138	P WRIGHT	40	N/A	J MILLS	15.417	125	C ATKINSON	1
138	G CLARK	7	139	G CLARK	39	N/A	W BLURTON	15.438	125	A THOMPSON	1
138	J HENRY (134)	7	140	S PATCHING	38	N/A	R HEATON	15.500	125	A LEE	1
138	R HILL	7	140	C NORRIS	38	N/A	R GILLARD	15.575	125	D LLOYD	1
138	L ELMORE	7	142	J HENRY (695)	37	N/A	R JAMES	15.617	125	Z MIDDLETON	1
138	M BLAKE (27)	7	143	C WILKINSON	35	N/A	G CLARK	15.750	125	T STACEY	1
144	D HARROP	6	143	YUAN ZHI	35	N/A	L HENDERSON	15.750	125	F HOLMES	1
144	D HART	6	143	L ELMORE	35	N/A	A LEE	15.833	125	J McDONALD	1
144	P WRIGHT	6	146	D BUCKLEY	33	N/A	D LEVERTON	15.846	125	J GRAHAM	1
144	C WILKINSON	6	147	R HILL	32	N/A	R SPENCER	15.850	125	J MILLS	1
144	A HUGHES (67)	6	148	D HART	30	N/A	YUAN ZHI	15.875			
144	Ch HOLLAND	6	148	D HARROP	30	N/A	R HILL	16.071			
144	D BUCKLEY	6	148	Ch HOLLAND	30	N/A	S KERR	16.083			

**ADULT STATISTICS 1992-2026 - AFTER DHORC 768**

Sheet 4 of 5 (Note: Highlighted Names are Current 2026 Members, CS = Best Consecutive Results)

MEETINGS (Junior & Adult) ATTENDED		RACES (Junior & Adult) COMPLETED		DRIVER RANKING			FINALS WON					
Pos	ADULT (1st Race)	No	Pos	ADULT	No	Pos	ADULT	SCORE	Pos	ADULT	No	CS
144	YUAN ZHI	6	151	St BOWMAN	29	N/A	P COCKBILL	16.156				
144	A LEE	6	151	C BLURTON	29	N/A	D LLOYD	16.167				
144	Z MIDDLETON	6	153	R SPENCER	28	N/A	S PATCHING	16.179				
144	S KERR	6	154	C ATKINSON	27	N/A	Z MIDDLETON	16.250				
144	J MILLS (11Mar25)	6	155	K JEFFRIES	26	N/A	J McDONALD	16.375				
144	L HOBSON (21Oct25)	6	155	R GOODERE	26	N/A	D KENNING	16.469				
144	M GRETTON (16Dec25)	6	157	L COPLEY	25	N/A	L HAYMES	16.500				
158	R SPENCER	5	157	D LLOYD	25	N/A	M BLAKE	16.607				
159	J MELLOR (87)	5	159	M GRETTON	24	N/A	M WATTS	16.625				
158	C BLURTON	5	160	S SIDONS	23	N/A	C NORRIS	16.714				
161	B GEBAUERS	4	160	J MILLS	23	N/A	T CASH	16.889				
161	C ROBINSON	4	162	S KERR	22	N/A	G HADDON	17.000				
161	S HENDRY	4	163	B GEBAUERS	21	N/A	D HARROP	17.500				
161	C ATKINSON	4	163	L HOBSON	21	N/A	St BOWMAN	17.500				
161	K JEFFRIES	4	165	C ROBINSON	20	N/A	YAN SHEN	17.636				
161	W PARKIN	4	165	S HENDRY	20	N/A	I HALL	17.650				
161	St BOWMAN	4	167	L BOWLES (372)	19	N/A	L ZHOU	17.750				
168	H VD HEUVEL	3	168	W PARKIN	17	N/A	C ROBINSON	18.000				
168	J JOHNSON	3	169	J JOHNSON	16	N/A	N MAFFIN	18.103				
168	S ALLDREAD	3	169	J MELLOR (497)	16	N/A	D HART	18.208				
168	L COPLEY	3	171	S ALLDREAD	15	N/A	T HAGUES	18.236				
168	S SIDONS	3	171	S BENNETT	15	N/A	C BRADFORD	18.279				
168	D LLOYD	3	173	H VD HEUVEL	14	N/A	D BUCKLEY	18.333				
168	S BENNETT	3	173	P ZIMMERMANN	14	N/A	J ASHCROFT	18.375				
175	D ROYTHORNE	2	173	L HENDERSON	14	N/A	B FAHRNER	18.750				
175	J ASHCROFT	2	176	D ROYTHORNE	11	N/A	Ch HOLLAND	18.792				
175	A CARTER	2	177	J ASHCROFT	10	N/A	C BLURTON	18.800				
175	B FAHRNER	2	177	A CARTER	10	N/A	B GEBAUERS	18.875				
175	L ZHOU	2	177	B FAHRNER	10	N/A	S HENDRY	19.188				
175	B COOK	2	177	B COOK	10	N/A	D ROYTHORNE	19.375				
175	J FLETCHER	2	177	J FLETCHER	10	N/A	M JUBB	19.408				
175	L HAYMES	2	177	L HAYMES	10	N/A	S BENNETT	19.417				
175	J GRAHAM (53)	2	177	M BLAKE (81)	10	N/A	J JOHNSON	19.500				
184	S WHITE	1	184	L ZHOU	9	N/A	A HARTLEY	19.750				
184	P DUNNE	1	185	C SLATER	7	N/A	W PARKIN	19.813				
184	A HARTLEY	1	186	T MAKUNI	6	N/A	T MAKUNI	20.000				
184	C SLATER	1	187	S WHITE	5	N/A	P DUNNE	20.750				
184	P ZIMMERMANN	1	187	R HEATON	5	N/A	P MELLOR	20.882				
184	L HENDERSON	1	187	A HARTLEY	5	N/A	A CARTER	21.625				
184	G HADDON (26)	1	187	G HADDON (143)	5	N/A	L ELMORE	21.786				
184	T MAKUNI	1	191	P DUNNE	4	N/A	P PURKIS	22.667				
184	R HEATON	1	192	J GRAHAM (171)	3	N/A	H VD HEUVEL	22.917				

**ADULT STATISTICS 1992-2026, AFTER DHORC 768**

Sheet 5 of 5 (Note: Highlighted Names are Current 2026 Members, CS = Best Consecutive Results)

POLES				IQR's				WINS				FASTEST LAPS				BEST RACE LAPS				CHAMPIONSHIPS	
Pos	ADULT	No	CS	Pos	ADULT	No	CS	Pos	ADULT	No	CS	Pos	ADULT	No	CS	Pos	ADULT	No	CS	YEAR	ADULT
1	L PATEMAN	134	(7)	1	L PATEMAN	527	(19)	1	L PATEMAN	128	(4)	1	L PATEMAN	298	(14)	1	L PATEMAN	197	(6)	1992	N SISMEY
2	S GOODLIP	108	(7)	2	N SISMEY	402	(5)	2	S GOODLIP	108	(5)	2	A SMITH	97	(6)	2	A SMITH	102	(4)	1993	J TAGUE
3	A SMITH	103	(5)	3	S GOODLIP	378	(6)	3	N SISMEY	86	(4)	3	S GOODLIP	77	(5)	3	N SISMEY	91	(5)	1994	J TAGUE
4	M CHADWICK	101	(9)	4	M CHADWICK	304	(10)	4	M CHADWICK	83	(7)	4	N SISMEY	52	(4)	4	S GOODLIP	89	(5)	1995	J TAGUE (3)
5	N SISMEY	86	(3)	5	A SMITH	244	(7)	5	A SMITH	81	(4)	5	J TAGUE	48	(5)	5	M CHADWICK	66	(3)	1996	M CHADWICK
6	J SISMEY	50	(4)	6	J SISMEY	210	(8)	6	J SISMEY	59	(3)	6	J SISMEY	38	(4)	6	J SISMEY	39	(3)	1997	M CHADWICK
7	W LANDER	42	(11)	7	W LANDER	183	(16)	7	W LANDER	41	(9)	7	W LANDER	28	(5)	7	W LANDER	37	(11)	1998	N SISMEY
8	J TAGUE	28	(4)	8	J TAGUE	126	(5)	8	P REES	34	(2)	8	M CHADWICK	22	(2)	8	J TAGUE	28	(3)	1999	N SISMEY
9	P REES	21	(2)	9	P REES	109	(3)	9	J TAGUE	28	(4)	9	P REES	14	(3)	9	P REES	28	(2)	2000	M CHADWICK
10	A McPEAKE	16		10	A McPEAKE	101	(4)	10	A McPEAKE	16	(2)	10	A McPEAKE	13	(2)	10	A McPEAKE	13	(2)	2001	M CHADWICK
11	J LYMER	14		11	J NEALE	45	(6)	11	J LYMER	13	(2)	11	C BOWLES	13	(4)	11	L SMITH	12	(2)	2002	S GOODLIP
12	R LITHERLAND	11	(3)	12	L SMITH	40	(3)	12	R LITHERLAND	13	(5)	12	L SMITH	10		12	R LITHERLAND	10	(4)	2003	L PATEMAN
13	J NEALE	9	(3)	13	J LYMER	36	(3)	13	C BOWLES	13	(2)	13	J NEALE	8	(2)	13	D GARBETT	7		2004	L PATEMAN
14	L SMITH	8		14	D GARBETT	30	(3)	14	J NEALE	9	(2)	14	C ROYTHORNE	6		13	C BOWLES	7	(2)	2005	M CHADWICK (5)
15	C BOWLES	8		15	R LITHERLAND	28	(3)	15	S ANAND	5		15	D GARBETT	5		15	J NEALE	6		2006	W LANDER
16	T BALDOCK	5	(2)	16	S ANAND	25	(2)	16	M ALLSOPP	5		16	T BALDOCK	4		16	M ALLSOPP	6		2007	W LANDER
17	D GARBETT	5		17	M ALLSOPP	21	(2)	17	T BALDOCK	5		17	T CHADWICK	4		17	J LYMER	5		2008	W LANDER (3)
18	S ANAND	3		18	T BALDOCK	19	(8)	18	L SMITH	5	(2)	18	A BULLOCK	4		18	T CHADWICK	4		2009	J SISMEY
19	S REVITT	3	(2)	19	G PEACH	18	(3)	19	C ROYTHORNE	4		19	R LITHERLAND	4	(2)	19	T BALDOCK	4	(2)	2010	L PATEMAN
20	P LEVERS	3		20	A TURNBULL	15	(2)	20	D GARBETT	4		20	D BRENTNALL	3		20	J J HUGHES-DOWD	4		2011	L PATEMAN
21	J LAMB	3		21	C BOWLES	14	(2)	21	A TURNBULL	4		21	G PEACH	3		21	S ANAND	3		2012	L PATEMAN (5)
22	S LANDER	2		22	C ROYTHORNE	12	(2)	22	S LANDER	3		22	J LYMER	3		22	S REVITT	2	(2)	2013	J SISMEY
23	D McPEAKE	2		23	S LANDER	12	(2)	23	G PEACH	3		23	J LAMB	3		22	D BRENTNALL	2		2014	J SISMEY (3)
24	A BULLOCK	2		24	D McPEAKE	11		24	J J HUGHES-DOWD	3		24	S REVITT	2		22	D McPEAKE	2		2015	N SISMEY (4)
25	C ROYTHORNE	2		25	S REVITT	10	(5)	25	S REVITT	2		24	A DAVES	2	(2)	22	R BLAKE	2		2016	S GOODLIP
26	G PEACH	2	(2)	25	T CHADWICK	10		25	A J McPEAKE	2		24	A TURNBULL	2		22	K LYE	2		2017	S GOODLIP
27	A TURNBULL	2		25	A BULLOCK	10	(3)	25	R SEAMAN	2		24	B JOHNSON	2		22	P LEVERS	2		2018	S GOODLIP
28	M DUTSON	2	(2)	26	T MEASHAM	9		26	D McPEAKE	2		25	M ROGERS	1		22	J LAMB	2		2019	A SMITH
29	T MEASHAM	1		28	P LEVERS	9		27	T CHADWICK	2		26	B BRENTNALL	1		22	C ROYTHORNE	2		2020	N/A
30	K LYE	1		28	J LAMB	9	(3)	28	J LAMB	2		28	A J McPEAKE	1		22	G PEACH	2		2021	A SMITH
31	A DAVES	1		31	N LAMBERT	7		25	A WOODHOUSE	2	(2)	28	D McPEAKE	1		22	A TURNBULL	2		2022	A SMITH
32	J J HUGHES-DOWD	1		32	T DINGLEY	6		32	K LYE	1		28	S LANDER	1		22	A WOODHOUSE	2	(2)	2023	S GOODLIP (5)
33	D HUGHES-DOWD	1		33	A J McPEAKE	5	(2)	32	R HILL	1		28	R SEAMAN	1		33	M ROGERS	1		2024	A SMITH
34	C BLAKE	1		33	R SEAMAN	5	(3)	32	R BLAKE	1		28	G WESTON	1		33	S MINNIS	1		2025	A SMITH (5)
				33	J LEVERS	5		32	P LEVERS	1		28	T MEASHAM	1		33	B BRENTNALL	1			
				36	M ROGERS	4		32	J ROYTHORNE	1		28	J LEVERS	1		33	S PANK	1			
				36	S MINNIS	4		32	S SMITH	1		28	R BLAKE	1		33	T DINGLEY	1			
				36	K LYE	4						28	S ANAND	1		33	S LANDER	1			
				39	D BRENTNALL	3						28	P LEVERS	1		33	G WESTON	1			
				39	R BLAKE	3						28	J ROYTHORNE	1		33	J LEVERS	1			
				39	R CROSSLAND	3						28	K ALCOCK	1		33	R HILL	1			
				42	B BRENTNALL	2						28	J J HUGHES-DOWD	1		33	S SUMNER	1			
				42	R MASTERS	2						28	M GRAHAM	1		33	R CROSSLAND	1			
				42	M DUTSON	2	(2)					28	D HUGHES-DOWD	1		33	J ROYTHORNE	1			
				45	P FOXLEY	1						28	C BLAKE	1		33	S SMITH	1			
				45	S PANK	1															
				45	G WESTON	1															
				45	A FEARN	1															
				45	K PAYNE	1															
				45	J ROYTHORNE	1															
				45	K ALCOCK	1															
				45	A DAVES	1															
				45	J J HUGHES-DOWD	1															
				45	J CHELL	1															
				45	D HUGHES-DOWD	1															
				45	C BLAKE	1															

IQR Means Individual Qualifying Rounds L.E. Yellow, Green, Red and Blue Lane on a Normal Club Night

## JUNIOR STATISTICS 1992-2026 - AFTER DHORC 768

Sheet 1 of 4 (Note: HighLighted Names are Current 2026 Members, CS = Best Consecutive Results)

MEETINGS ATTENDED			RACES COMPLETED			DRIVER RANKING			FINALS WON			
Pos	JUNIOR (1st Race)	No	Pos	JUNIOR	No	Pos	JUNIOR	SCORE	Pos	JUNIOR	No	CS
1	A TURNBULL	152	1	R LITHERLAND	917	1	* L SMITH	1.113	1	JJ HUGHES-DOWD	62	(2)
1	R LITHERLAND	152	2	A TURNBULL	905	2	* A HUGHES	1.175	2	R LITHERLAND	61	(5)
3	T CHADWICK	147	3	L TURNBULL	807	3	* JJ HUGHES-DOWD	1.225	3	J HENRY	59	(3)
4	L TURNBULL	133	4	T CHADWICK	774	4	* AJ McPEAKE	1.275	4	A HALL	56	
5	F HOLMES	130	5	F HOLMES	769	5	* J MELLOR	1.400	4	A TURNBULL	56	(2)
6	G REYES-ENGLAND	128	6	G REYES-ENGLAND	766	6	* J HENRY	1.438	6	T CHADWICK	51	
7	J HENRY	127	7	J HENRY	658	7	* A HALL	1.475	7	J SISMEY	47	
8	J SISMEY	120	8	J SISMEY	654	8	* R LITHERLAND	1.600	8	L BOWLES	40	
9	H SMITH	113	9	Z ROYTHORNE	602	9	* L BOWLES	1.613	9	H SMITH	37	(2)
10	JJ HUGHES-DOWD (18Oct22)	104	10	H SMITH	595	10	* T MEASHAM	1.638	10	J MELLOR	36	
11	R REES	103	11	T MEASHAM	550	11	* A TURNBULL	1.663	11	L SMITH	33	
12	Z ROYTHORNE	100	12	L BROOKS	539	12	* J WOODHOUSE	1.725	12	P CONNALLY	32	(2)
13	J WOODHOUSE (09Aug22)	98	13	B ROYTHORNE	504	13	* T CHADWICK	1.825	13	M MINNIS	31	(2)
14	P CONNALLY	95	14	P CONNALLY	500	14	* J SISMEY	1.838	13	A HUGHES	31	
15	C BRENTNALL	94	15	A HALL	490	15	* M MINNIS	2.000	15	AJ McPEAKE	30	(2)
16	T MEASHAM	93	16	C BRENTNALL	486	16	* J PATEMAN	2.025	15	C BRENTNALL	30	(2)
17	B ROYTHORNE	84	17	J MELLOR	481	17	* P CONNALLY	2.175	15	J PATEMAN	30	
17	J LAWSON (18Aug15)	84	18	R REES	467	18	* C BRENTNALL	2.275	15	G REYES-ENGLAND	30	
19	L BROOKS	83	19	J PATEMAN	428	19	* C BULLOCK	2.300	19	C BOWLES	28	
20	J MELLOR	82	20	J LAWSON	416	20	* C BOWLES	2.313	19	L TURNBULL	28	(2)
21	A HALL	80	21	C BOWLES	402	21	* K ASHWORTH	2.613	21	F HOLMES	26	
22	C BOWLES	78	22	C BULLOCK	391	22	* N GULL	2.763	22	B ROYTHORNE	25	(2)
22	L BOWLES	78	23	K LEVERS	381	23	* T PANK	2.800	22	Z ROYTHORNE	25	(3)
24	T PANK	74	24	T PANK	378	24	* J LAWSON	2.813	24	R REES	24	
25	J PATEMAN	71	25	A HUGHES	372	25	* H SMITH	2.975	25	J STEVENSON	23	
26	M MINNIS	68	25	Ca HOLLAND	372	26	* Z ROYTHORNE	3.038	25	T MEASHAM	23	(3)
27	C BULLOCK	66	27	J MARTINEZ	369	27	* JT HUGHES-DOWD	3.113	25	J LAWSON	23	(2)
27	K LEVERS	66	28	L BOWLES	353	28	* K LEVERS	3.125	28	L BROOKS	21	(2)
29	AJ McPEAKE	65	29	L SMITH	352	29	* K ALI	3.188	29	J WOODHOUSE	22	
30	T STEVENSON (18Oct22)	62	29	M LITHERLAND	352	30	* L TURNBULL	3.238	30	T PANK	20	
30	E WOODHOUSE (31Jan23)	62	31	M MINNIS	343	31	* B ROYTHORNE	3.250	31	K LEVERS	15	
32	A HUGHES	61	32	JJ HUGHES-DOWD	341	32	* P WALKER	3.325	31	JT HUGHES-DOWD	15	
32	Ca HOLLAND	61	33	AJ McPEAKE	326	33	* J THOMPSON	3.400	33	D BARKER	14	
34	J MARTINEZ	59	34	B BROOKS	325	34	* L WHITTAKER	3.525	33	M LITHERLAND	14	
35	L SMITH	55	35	J WOODHOUSE	321	35	* B CRUNDEN	3.600	35	J MARTINEZ	13	
36	J STEVENSON	54	36	D PAUL	308	36	* J LISTER	3.700	36	L WHITTAKER	14	
37	M LITHERLAND	53	37	L CHADWICK	277	37	* T GREEN	3.725	37	C DAVENPORT	12	
38	D BARKER	51	38	J STEVENSON	276	38	* P MARTIN	3.763	37	K ALI	12	
38	B BROOKS	51	39	D BARKER	266	38	* R COOK	3.763	37	D PAUL	12	(2)
38	J GRAHAM (20Feb24)	51	40	P MARTIN	263	40	* C DAVENPORT	3.775	37	B CRUNDEN	12	
38	L WHITTAKER (26Nov24)	51	41	S BOWMAN	244	41	* S SLATER	3.813	41	M McNULTY	10	
42	JT HUGHES-DOWD (20Feb24)	50	42	P WALKER	236	42	* K SCHOFIELD	3.888	41	P MARTIN	10	
43	D PAUL	49	43	S SCHULE	234	43	* K COOK	4.050	41	S BOWMAN	10	
44	S SCHULE	47	43	J LISTER	234	44	* J GRAHAM	4.138	41	T STEVENSON	10	
44	L CHADWICK	47	45	J HAGUES	221	45	* F HOLMES	4.250	41	J GRAHAM	10	
46	P WALKER	46	46	T STEVENSON	210	46	* E WOODHOUSE	4.288	46	G HADDON	9	
47	P MARTIN	45	47	E WOODHOUSE	201	47	* M BLAKE	4.475	46	T GREEN	9	
48	J LISTER	41	48	R COOK	197	48	* G HADDON	4.500	46	N GULL	9	
48	S BOWMAN	41	49	M BRADLEY	194	49	* E HENRY	4.650	46	M BRADLEY	9	
50	J HAGUES	38	50	D JACKSON	190	50	* G REYES-ENGLAND	4.738	46	J THOMPSON	9	

(Driver Ranking = Average Position In Qualifying, Final Position, Fastest Lap & Race Laps Over Last 20 club nights)

**JUNIOR STATISTICS 1992-2026 - AFTER DHORC 768**

Sheet 2 of 4 (Note: Highlighted Names are Current 2026 Members, CS = Best Consecutive Results)

MEETINGS ATTENDED			RACES COMPLETED			DRIVER RANKING			FINALS WON			
Pos	JUNIOR (1st Race)	No	Pos	JUNIOR	No	Pos	JUNIOR	SCORE	Pos	JUNIOR	No	CS
51	B CRUNDEN (11Mar25)	33	51	I BRADLEY	189	51	* A OXSPRING	4.750	51	K SCHOFIELD	8	
52	K ALI	30	52	K ALI	185	52	* R REES	4.800	51	L CHADWICK	8	
53	M McNULTY	29	52	E JACKSON	185	53	* M BRADLEY	4.900	51	C BULLOCK	8	
53	J BULLOCK	29	54	L WHITTAKER	174	54	* T STEVENSON	4.938	51	B BROOKS	8	(2)
53	R COOK	29	55	N BRADFORD	172	55	* D BARKER	5.038	51	Ca HOLLAND	8	
53	A OXSPRING	29	56	A BRADFORD	169	56	* J STEVENSON	5.125	51	H TAYLOR	8	
53	I BRADLEY	29	57	J GRAHAM	168	57	* R HUGHES	5.275	57	R LEY	7	
53	M BRADLEY	29	58	M SEO	163	58	* J ELMORE	5.600	57	A CHATTLE	7	
53	D JACKSON	29	58	K COOK	163	58	* J MARTINEZ	5.600	57	A BRADFORD	7	
60	C DAVENPORT	28	58	A OXSPRING	163	60	* M SEO	5.675	60	S SLATER	6	(2)
60	E HENRY	28	58	S ROYTHORNE	163	61	* A CHATTLE	5.863	60	P WALKER	6	(2)
60	E JACKSON	28	58	JT HUGHES-DOWD	163	62	* L CHADWICK	6.025	60	G CONNALLY	6	
63	K SCHOFIELD	27	63	N GULL	156	63	* J WATSON	6.063	60	E HENRY	6	
64	N GULL	26	64	M McNULTY	154	64	* M LITHERLAND	6.250	60	R COOK	6	
64	N BRADFORD	26	64	J PERRY	154	65	* M McNULTY	6.288	60	E JACKSON	6	
66	G HADDON	25	66	R HUGHES	151	66	* J BULLOCK	6.300	60	D JACKSON	6	(2)
66	A BRADFORD	25	67	J BULLOCK	150	67	* B BROOKS	6.488	60	T JAMES	6	(2)
66	S ROYTHORNE	25	68	C DAVENPORT	149	68	* D PAUL	6.550	60	J HAGUES	6	(2)
69	K COOK	24	69	K SCHOFIELD	144	69	* D JACKSON	7.088	60	M BLAKE	6	(2)
69	J PERRY	24	70	E HENRY	143	70	* H TAYLOR	7.513	70	L HAWLEY	5	
69	J THOMPSON	24	71	G HADDON	138	71	* S SCHULE	7.825	70	J BULLOCK	5	
72	A CHATTLE	23	72	A CHATTLE	136	72	* S BOWMAN	8.050	70	A HARTLEY	5	(2)
72	L STOTT-ZAFIROPOULOS	23	73	L STOTT-ZAFIROPOULOS	135	73	* E STOTT-ZAFIROPOULOS	8.063	70	B CARRINGTON	5	
72	J ELMORE	23	74	H TAYLOR	134	74	* S MAFFIN	8.275	70	K ASHWORTH	5	
75	J WATSON	22	75	K ASHWORTH	132	75	* L BROOKS	8.475	70	M WARREN	5	
75	R MAFFIN	22	75	J ELMORE	132	76	* S MARTINEZ	8.600	70	K COOK	5	
75	T GREEN	22	77	T JAMES	131	77	* T SHARP	8.663	70	N BRADFORD	5	
75	R HUGHES	22	78	E STOTT-ZAFIROPOULOS	130	78	* L STOTT-ZAFIROPOULOS	8.900	70	I PAUL	5	(2)
75	E STOTT-ZAFIROPOULOS	22	79	B RILEY	124	79	* Ca HOLLAND	8.913	79	E WOODHOUSE	6	
80	K ASHWORTH	21	80	T GREEN	119	80	* R MAFFIN	8.988	80	A REES	4	
80	H TAYLOR	21	81	S MARTINEZ	117	81	* N BRADFORD	9.550	80	J WATSON	4	
80	S MARTINEZ	21	82	J WATSON	113	82	* I BRADLEY	9.688	80	T SHARP	4	
83	S SLATER	20	82	B CRUNDEN	113	83	* J HAGUES	9.800	80	M WATTS	4	
83	T SHARP	20	84	R MAFFIN	109	84	* S ROYTHORNE	10.000	80	J LISTER	4	
83	S MAFFIN	20	85	S SLATER	108	85	* A BRADFORD	10.775	80	B JEFFRIES	4	
83	T JAMES	20	85	B CARRINGTON	108	86	* T JAMES	10.863	80	E STOTT-ZAFIROPOULOS	4	
83	M BLAKE (28Jan25)	20	87	T SHARP	103	87	* E JACKSON	12.500	80	L STOTT-ZAFIROPOULOS	4	
88	B RILEY	19	87	J GRATTON	103	88	* J PERRY	13.813	80	J ELMORE	4	
88	E DOYLE	19	89	S MAFFIN	99	N/A	L CAPEWELL	2.438	80	S ROYTHORNE	4	
90	B CARRINGTON	18	90	M WARREN	98	N/A	S GILLARD	2.725	80	E DOYLE	4	
91	R LEY	17	91	F McCANDLESS	96	N/A	M WARREN	2.817	91	A PANK	3	
91	G CONNALLY	17	92	R LEY	92	N/A	A WATHEY	3.545	91	C CLARK	3	
91	J GRATTON	17	92	J THOMPSON	92	N/A	K JACKSON	3.563	91	R HUGHES	3	
94	C YOUART (18Dec25)	16	94	G CONNALLY	91	N/A	T REES	3.667	91	J PERRY	3	
95	A HARTLEY	15	95	A HARTLEY	83	N/A	S TAGUE	3.813	91	J BLURTON	3	
95	J MOSEDALE	15	96	A WATHEY	72	N/A	A FEARN	3.850	96	C WOODCOCK	2	
95	M WARREN	15	96	J MOSEDALE	72	N/A	E DOYLE	3.895	96	Mat McNULTY	2	
98	C KAVANAGH	13	96	B JEFFRIES	72	N/A	N ZIMMERMANN	3.969	96	J MOSEDALE	2	
98	M WATTS	13	99	M BLAKE	71	N/A	R LEY	4.103	96	D SPENCER	2	
100	J DOBBINS	12	100	M WATTS	69	N/A	Z BRAZELL	4.156	96	N ZIMMERMANN	2	

**JUNIOR STATISTICS 1992-2026 - AFTER DHORC 768**

Sheet 3 of 4 (Note: Highlighted Names are Current 2026 Members, CS = Best Consecutive Results)

MEETINGS ATTENDED		RACES COMPLETED		DRIVER RANKING		FINALS WON					
Pos	JUNIOR (1st Race)	No	Pos	JUNIOR	No	Pos	JUNIOR	No	CS		
100	F McCANDLESS	12	101	I PAUL	68	N/A	C CLARK	4.179	96	A OXSPRING	2
102	A PANK	11	102	C KAVANAGH	65	N/A	D SPENCER	4.375	96	L BLAKE	2
102	A WATHEY	11	102	E DOYLE	65	N/A	N BLACK	4.375	96	D JEFFRIES	2 (2)
102	N McDONALD	11	104	D JEFFRIES	62	N/A	M BUCKLEY	4.417	96	J GRATTON	2
105	S GILLARD	10	105	A FEARN	61	N/A	M WESTON	4.438	96	F McCANDLESS	2
105	A FEARN	10	105	I MATTHEWS	61	N/A	T KERR	4.458	96	I BRADLEY	2
105	I MATTHEWS	10	107	J DOBBINS	60	N/A	L BLAKE	4.500	96	E PAUL	2 (2)
108	L HAWLEY	9	108	A PANK	58	N/A	M YEOMANS	4.563	96	B RILEY	2
108	D NEALE	9	109	N McDONALD	57	N/A	I MATTHEWS	5.075	96	J McDONALD	2
108	C WOODCOCK	9	110	J BLURTON	56	N/A	J DOBBINS	5.083	96	T KERR	2
108	Mat McNULTY	9	111	Ca BLURTON	55	N/A	N McDONALD	5.114	96	Z BRAZELL	2
108	B JEFFRIES	9	112	E PAUL	54	N/A	A HARTLEY	5.212	112	S GILLARD	1
108	D JEFFRIES	9	113	C YOUART	52	N/A	B REES	5.350	112	C KAVANAGH	1
108	I PAUL	9	114	N ZIMMERMANN	51	N/A	J MOSEDALE	5.482	112	D NEALE	1
108	E PAUL	9	115	S GILLARD	50	N/A	C YOUART	5.500	112	A MILNER	1
116	M SEO	8	115	L HAWLEY	50	N/A	M WILLIS	5.750	112	T REES	1
116	TI REES	8	117	S LIVESEY	49	N/A	B CARRINGTON	5.847	112	R MAFFIN	1
116	C BARTLETT	8	118	C BARTLETT	48	N/A	J McDONALD	6.458	112	T ALLDREAD	1
116	Ca BLURTON	8	119	Mat McNULTY	47	N/A	B JEFFRIES	6.472	112	M HART	1
116	J BLURTON	8	120	C WOODCOCK	46	N/A	L BELL	6.550	112	S MAFFIN	1
116	Z BRAZELL (28Jan25)	8	121	D NEALE	44	N/A	D GEBAUERS	6.750	112	D GEBAUERS	1
122	A MILNER	7	122	C CLARK	41	N/A	D NEALE	7.083	112	L BELL	1
122	A REES	7	123	TI REES	40	N/A	L HAWLEY	7.083	112	M SEO	1
122	C CLARK	7	124	A REES	38	N/A	D JEFFRIES	7.111	112	A FEARN	1
122	N ZIMMERMANN	7	124	J McDONALD	38	N/A	Mat McNULTY	7.167	112	I MATTHEWS	1
122	M BUCKLEY	7	126	A MILNER	36	N/A	C BARTLETT	7.344	112	M WILLIS	1
127	M HART	6	127	B REES	35	N/A	J GRATTON	7.426	112	B REES	1
127	S LIVESEY	6	128	Z BRAZELL	34	N/A	M WATTS	7.519	112	S TAGUE	1
127	SM BLURTON	6	129	M BUCKLEY	33	N/A	C WOODCOCK	8.056	112	L CAPEWELL	1
127	J McDONALD	6	130	M HART	31	N/A	R FREEMAN	8.417	112	M BUCKLEY	1
127	T KERR	6	130	A PARKIN	31	N/A	H MOHAMMED	8.500	112	S LIVESEY	1
132	L BELL	5	130	SM BLURTON	31	N/A	G CONNALLY	8.588	112	L PARKIN	1
132	B REES	5	133	L PARKIN	30	N/A	B RILEY	8.697	112	A PARKIN	1
132	L BLAKE	5	134	K JACKSON	29	N/A	A STOTT	8.750	112	R FREEMAN	1
132	A PARKIN	5	134	M WESTON	29	N/A	A MILNER	8.786	112	S MARTINEZ	1
132	L PARKIN	5	134	R FREEMAN	29	N/A	M HART	9.417	112	E DOYLE	1
137	D SPENCER	4	137	L BELL	26	N/A	Ca BLURTON	9.594			
137	M YEOMANS	4	137	M YEOMANS	26	N/A	J BLURTON	9.781			
137	M WILLIS	4	139	S TAGUE	24	N/A	A PANK	10.114			
137	S TAGUE	4	139	T KERR	24	N/A	T ALLDREAD	10.167			
137	K JACKSON	4	141	D SPENCER	23	N/A	E GIBBS	10.417			
137	L CAPEWELL	4	142	M WILLIS	20	N/A	F McCANDLESS	10.558			
137	M WESTON	4	142	L CAPEWELL	20	N/A	C KAVANAGH	10.692			
144	T REES	3	144	T REES	16	N/A	TI REES	10.719			
144	D ALLDREAD	3	144	T ALLDREAD	16	N/A	D ALLDREAD	10.750			
144	T ALLDREAD	3	144	D GEBAUERS	16	N/A	A REES	10.786			
144	D GEBAUERS	3	147	D ALLDREAD	15	N/A	SM BLURTON	10.833			
144	E GIBBS	3	147	E GIBBS	15	N/A	A PARKIN	11.300			
144	R FREEMAN	3	149	H MOHAMMED	14	N/A	E PAUL	11.806			
150	N BLACK	2	150	L BLAKE	13	N/A	L PARKIN	12.900			
151	H MOHAMMED	1	151	N BLACK	10	N/A	S LIVESEY	13.083			
151	A STOTT	1	152	A STOTT	5	N/A	I PAUL	13.667			



## Outright Track Record Holders After DHORC 768

### Adults

Pos	Name	Qualifying	F1	GC	F1	GC	Total
			Fastest Laps	Fastest Laps	Race Laps	Race Laps	
1	L Pateman	32	50	61	30	47	220
2	A Smith	52	11	36	15	33	147
3	S Goodlip	26	44	10	34	18	132
4	N Sismey	15	7	12	15	16	65
5	J Sismey	15	7	8	13	12	55
6	M Chadwick	12			8	9	29
7	W Lander	8	5	3	6		22
8	A McPeake	4	3	5	7		19
9	P Rees	1	3		11	3	18
10	J Tague	4	3	2	2	5	16
11	J Lymer	4	2	1	2	1	10
12	R Litherland	4			2	3	9
13	L Smith	3	2	3			8
13	T Baldock	3	1	1	1	2	8
13	C Bowles	2	1	3	1	1	8
16	D Garbett	1	1	1	3	1	7
17	A Turnbull		2		3		5
17	C Roythorne		2	2		1	5
19	J Neale				2	1	3
19	S Anand	1			1	1	3
19	T Chadwick		1		2		3
19	J Lamb	1		1	1		3
23	M Allsopp				2		2
23	S Lander			1	1		2
25	JJ Hughes-Dowd				1		1
25	G Peach		1				1
25	D McPeake		1				1
25	J Roythorne				1		1
25	A Woodhouse				1		1
25	S Pank				1		1
25	C Blake	1					1
25	M Graham			1			1
<b>Total</b>		<b>188</b>	<b>147</b>	<b>150</b>	<b>165</b>	<b>154</b>	<b>804</b>

Note: Some Records Can Be Held By More Than One Member - Highlighted Names 2026 Members

## Outright Track Record Holders After DHORC 768

### Juniors

Pos	Name	Qualifying	F1	GC	F1	GC	Total
			Fastest Laps	Fastest Laps	Race Laps	Race Laps	
1	A Turnbull	31	21	16	33	17	118
2	R Litherland	24	20	26	13	28	111
3	JJ Hughes-Dowd	35	16	9	16	10	86
4	J Sismey	15	15	12	11	17	70
5	A Hall	12	8	6	13	11	50
6	T Chadwick	7	6	10	7	19	49
7	AJ McPeake	10	9	4	9	4	36
8	T Measham	6	4	1	13	3	27
8	J Henry	2	9	5	9	2	27
10	J Mellor	10	4	4	2	4	24
11	H Smith	6	5	5	3	4	23
12	M Minnis	6	2	4	2	5	19
13	Z Roythorne	2	2	6		8	18
14	J Pateman	4	4	5	1	3	17
15	L Bowles	6		3	1	4	14
16	J Woodhouse	4	2	3	2		11
17	B Roythorne	1	1	6		2	10
18	F Holmes	1	3	2	3		9
18	C Brentnall		2	3		4	9
20	A Hughes	2	1	5			8
20	L Smith		4		4		8
22	T Pank		1	3	2		6
22	C Bowles	2	1		1	2	6
24	J Lawson	1		1	1	2	5
24	JT Hughes-Dowd	1		1	1	2	5
26	E Woodhouse	2	1	1			4
26	P Connally		1	3			4
26	R Rees	1	1	1		1	4
26	K Ashworth	1	1	1		1	4
26	L Turnbull	1	1		2		4
31	K Levers		1		1	1	3
31	J Graham	1		1	1		3
31	B Crunden	1		1		1	3
34	P Martin		1		1		2
34	N Gull		1		1		2
34	L Whittaker	1	1				2
37	Ca Holland			1			1
37	E Henry		1				1
37	C Clark					1	1
37	K All				1		1
37	B Brooks				1		1
37	J Elmore		1				1
37	S Roythorne			1			1
37	A Hartley			1			1
<b>Total</b>		<b>196</b>	<b>151</b>	<b>151</b>	<b>155</b>	<b>156</b>	<b>809</b>

Note: Some Records Can Be Held By More Than One Member - Highlighted Names 2026 Members

# DHORC Statistics 2026

Poles		Adult				Junior				Poles	
Records		Name	Total	2026	Name	Total	2026	Records			
<b>All Time</b>		L Pateman	134	2	JJ Hughes-Dowd	62	7	<b>All Time</b>			
L Pateman	134	S Goodlip	108	2	J Woodhouse	16	6	JJ Hughes-Dowd	62		
<b>Season</b>		A Smith	103	5	L Whittaker	4	2	<b>Season</b>			
A Smith	20	N Sismey	86		B Crunden	3	2	JJ Hughes-Dowd	24		
		R Litherland	11	6	E Woodhouse	2					
		L Smith	8	1	J Graham	1					
		C Bowles	6	1							
		M Dutson	2								
		JJ Hughes-Dowd	1								
		D Hughes-Dowd	1								
		C Blake	1								
Race Wins		Adult				Junior				Race Wins	
Records		Name	Total	2026	Name	Total	2026	Records			
<b>All Time</b>		L Pateman	128	4	JJ Hughes-Dowd	58	5	<b>All Time</b>			
L Pateman	128	S Goodlip	106	2	J Woodhouse	17	7	JJ Hughes-Dowd	58		
<b>Season</b>		N Sismey	86		B Crunden	4	3	<b>Season</b>			
W Lander	16	A Smith	81	1	L Whittaker	3	2	JJ Hughes-Dowd	23		
		R Litherland	13	7	E Woodhouse	2					
		C Bowles	13	2	J Graham	1					
		L Smith	5	1	M Blake	1					
		JJ Hughes-Dowd	3								
		A Woodhouse	2								
Fast Laps		Adult				Junior				Fast Laps	
Records		Name	Total	2026	Name	Total	2026	Records			
<b>All Time</b>		L Pateman	298	4	JJ Hughes-Dowd	57	7	<b>All Time</b>			
L Pateman	298	A Smith	97	6	J Woodhouse	12	7	J Sismey	59		
<b>Season</b>		S Goodlip	77		E Woodhouse	5		<b>Season</b>			
L Pateman	19	N Sismey	52		L Whittaker	4	2	JJ Hughes-Dowd	22		
A Smith	19	C Bowles	13	4	B Crunden	4	1				
		L Smith	10	2	J Graham	1					
		R Litherland	4	1							
		B Johnson	2								
		JJ Hughes-Dowd	1								
		D Hughes-Dowd	1								
		C Blake	1								
		M Graham	1								
Race Laps		Adult				Junior				Race Laps	
Records		Name	Total	2026	Name	Total	2026	Records			
<b>All Time</b>		L Pateman	197	5	JJ Hughes-Dowd	58	7	<b>All Time</b>			
L Pateman	197	A Smith	102	4	J Woodhouse	16	6	R Litherland	63		
<b>Season</b>		N Sismey	91		L Whittaker	3	2	<b>Season</b>			
A Smith	17	S Goodlip	89	1	B Crunden	3	2	A Hall	22		
		L Smith	12		E Woodhouse	2		JJ Hughes-Dowd	22		
		R Litherland	10	6							
		C Bowles	7	1							
		JJ Hughes-Dowd	4								
		A Woodhouse	2								

Current Members Best Ever Position Records after DHORC 768																			
Qualifying				Final Position				Fastest Laps				Race Laps							
Pos	Adult	DHORC	Gap	Date	Pos	Adult	DHORC	Gap	Date	Pos	Adult	DHORC	Gap	Date	Pos	Adult	DHORC	Gap	Date
1	A Smith	768	0	23-Jun-26	1	L Pateman	768	0	23-Jun-26	1	A Smith	768	0	23-Jun-26	1	L Pateman	768	0	23-Jun-26
1	L Pateman	767	1	23-Jun-26	1	L Pateman	765	3	02-Jun-26	1	L Pateman	767	1	23-Jun-26	1	A Smith	766	2	02-Jun-26
1	R Litherland	765	3	02-Jun-26	1	R Litherland	764	4	12-May-26	1	R Litherland	759	9	31-Mar-26	1	R Litherland	764	4	12-May-26
1	C Bowles	761	7	29-Apr-26	1	C Bowles	763	5	12-May-26	1	C Bowles	758	10	10-Mar-26	1	C Bowles	763	5	12-May-26
1	L Smith	757	11	10-Mar-26	1	A Smith	762	6	29-Apr-26	1	L Smith	757	11	10-Mar-26	1	L Smith	749	19	25-Nov-25
1	S Goodlip	754	14	27-Jan-26	1	S Goodlip	753	15	27-Jan-26	1	S Goodlip	742	26	23-Sep-25	1	S Goodlip	747	21	11-Nov-25
1	M Dutton	738	30	22-Jul-25	1	A Woodhouse	737	31	22-Jul-25	1	N Sismey	739	29	22-Jul-25	1	A Woodhouse	737	31	22-Jul-25
1	C Blake	737	31	22-Jul-25	1	JJ Hughes-Dowd	702	66	23-Jul-24	1	B Johnson	738	30	22-Jul-25	1	JJ Hughes-Dowd	702	66	23-Jul-24
1	D Hughes-Dowd	703	65	23-Jul-24	1	N Sismey	673	95	25-Jul-23	1	C Blake	737	31	22-Jul-25	1	N Sismey	673	95	25-Jul-23
1	JJ Hughes-Dowd	696	72	04-Jun-24	2	B Johnson	738	30	22-Jul-25	1	D Hughes-Dowd	736	32	22-Jul-25	2	B Johnson	738	30	22-Jul-25
1	N Sismey	672	96	25-Jul-23	3	G Reynolds	737	31	22-Jul-25	1	M Graham	703	65	23-Jul-24	3	G Reynolds	737	31	22-Jul-25
2	D Latham	737	31	22-Jul-25	3	D Latham	704	64	23-Jul-24	2	D Latham	737	31	22-Jul-25	3	D Latham	704	64	23-Jul-24
2	A Woodhouse	674	94	25-Jul-23	3	L Blacker	673	95	25-Jul-23	2	M Dutton	736	32	22-Jul-25	3	L Blacker	674	94	25-Jul-23
3	B Johnson	736	32	22-Jul-25	4	M Dutton	737	31	22-Jul-25	3	S Whittaker	747	21	11-Nov-25	4	J Cruden	759	9	31-Mar-26
4	M Graham	763	5	12-May-26	4	M Graham	702	66	23-Jul-24	3	G Reynolds	737	31	22-Jul-25	4	D Hughes-Dowd	746	22	21-Oct-25
4	J Cruden	756	12	17-Feb-26	4	S Gray	672	96	25-Jul-23	3	A Woodhouse	736	32	22-Jul-25	4	M Dutton	737	31	22-Jul-25
4	S Gray	705	63	23-Jul-24	5	N Jarram	761	7	29-Apr-26	3	L Blacker	691	77	09-Apr-24	4	M Graham	702	66	23-Jul-24
4	L Blacker	650	118	27-Sep-22	5	C Blake	739	29	22-Jul-25	4	J Cruden	760	8	31-Mar-26	4	S Gray	672	96	25-Jul-23
5	N Jarram	761	7	29-Apr-26	5	J Cruden	736	32	22-Jul-25	4	S Gray	705	63	23-Jul-24	4	M Blood	423	136	11-Sep-12
5	S Whittaker	742	26	23-Sep-25	6	S Whittaker	728	40	29-Apr-26	6	N Jarram	761	7	29-Apr-26	6	S Whittaker	729	39	13-May-25
6	J Dudley	736	32	22-Jul-25	6	D Hughes-Dowd	709	59	24-Sep-24	6	JJ Hughes-Dowd	670	98	18-Jul-23	7	J Dudley	736	32	22-Jul-25
9	R Goodere	761	7	29-Apr-26	7	R Goodere	764	4	12-May-26	6	M Blood	423	345	11-Sep-12	7	J Dudley	736	32	22-Jul-25
10	M Blood	760	8	31-Mar-26	7	J Dudley	736	32	22-Jul-25	8	J Dudley	736	32	22-Jul-25	8	R Goodere	764	4	12-May-26
10	M Gretton	759	9	31-Mar-26	9	M Gretton	753	15	27-Jan-26	9	R Goodere	764	4	12-May-26	9	C Blake	762	6	29-Apr-26
11	G Reynolds	761	7	29-Apr-26	9	M Blood	422	346	28-Aug-12	12	M Gretton	759	9	31-Mar-26	11	M Gretton	760	8	31-Mar-26
1	B Crunden	768	0	23-Jun-26	1	B Crunden	768	0	23-Jun-26	1	J Woodhouse	768	0	23-Jun-26	1	B Crunden	768	0	23-Jun-26
1	J Woodhouse	767	1	23-Jun-26	1	J Woodhouse	767	1	23-Jun-26	1	B Crunden	766	2	02-Jun-26	1	J Woodhouse	767	1	23-Jun-26
1	L Whittaker	764	4	12-May-26	1	L Whittaker	764	4	12-May-26	1	L Whittaker	764	4	12-May-26	1	L Whittaker	764	4	12-May-26
1	JJ Hughes-Dowd	758	10	10-Mar-26	1	JJ Hughes-Dowd	756	12	17-Feb-26	1	JJ Hughes-Dowd	758	10	10-Mar-26	1	JJ Hughes-Dowd	758	10	10-Mar-26
1	J Graham	737	31	22-Jul-25	1	M Blake	751	17	16-Dec-25	1	J Graham	737	31	22-Jul-25	1	E Woodhouse	705	63	23-Jul-24
1	E Woodhouse	674	94	25-Jul-23	1	J Graham	734	34	15-Jul-25	1	E Woodhouse	705	63	23-Jul-24	2	M Blake	725	43	11-Mar-25
2	M Blake	732	36	24-Jun-25	1	E Woodhouse	705	63	23-Jul-24	2	M Blake	722	46	11-Mar-25	2	J Graham	696	72	04-Jun-24
3	C Youart	762	6	29-Apr-26	4	C Youart	761	7	29-Apr-26	4	C Youart	761	7	29-Apr-26	3	C Youart	762	6	29-Apr-26

### Distance Covered In DHORC Club Championship 2026

Pos	Competitor	Class	Laps	Feet	Feet / Race	Miles	Races
1	L Pateman	A	1,338.6	134,078	2,352	25.4	57
2	R Litherland	A	1,314.5	131,160	2,475	24.8	53
3	L Blacker	A	1,302.1	130,877	2,146	24.8	61
4	N Sismey	A	1,232.3	124,659	2,113	23.6	59
5	A Smith	A	1,191.3	117,529	2,449	22.3	48
6	S Gray	A	953.6	95,927	1,881	18.2	51
7	J Woodhouse	J	921.9	92,056	1,959	17.4	47
8	A Woodhouse	A	912.1	91,046	2,023	17.2	45
9	C Bowles	A	869.9	89,713	2,425	17.0	37
10	J Dudley	A	859.8	86,010	1,792	16.3	48
11	J Crunden	A	835.0	83,292	2,032	15.8	41
12	D Latham	A	843.5	83,158	1,980	15.7	42
13	L Smith	A	793.5	77,221	2,206	14.6	35
14	G Reynold	A	776.2	76,643	1,597	14.5	48
15	S Whittaker	A	730.1	75,704	2,163	14.3	35
16	L Whittaker	J	730.1	73,729	1,418	14.0	52
17	M Graham	A	617.2	65,690	1,991	12.4	33
18	E Woodhouse	J	661.0	65,210	1,449	12.4	45
19	B Crunden	J	535.7	53,752	1,415	10.2	38
20	C Youart	J	527.3	52,773	1,123	10.0	47
21	C Blake	A	491.5	52,401	1,690	9.9	31
22	R Goodere	A	494.6	47,069	1,810	8.9	26
23	JJ Hughes-Dowd	J	418.1	43,577	1,895	8.3	23
24	D Hughes-Dowd	A	389.4	40,869	1,703	7.7	24
25	M Gretton	A	339.3	32,535	1,712	6.2	19
26	N Jarram	A	295.2	29,077	2,237	5.5	13
27	S Goodlip	A	261.3	28,056	2,551	5.3	11
28	M Blake	J	241.3	25,478	1,592	4.8	16
29	M Blood	A	241.3	20,929	1,744	4.0	12
30	J Graham	J	184.3	20,688	1,591	3.9	13
31	M Dutson	A	121.8	11,997	2,000	2.3	6
32	JJ Hughes-Dowd	A	88.3	8,477	2,119	1.6	4
33	B Johnson	A	71.4	7,092	1,418	1.3	5
Pos	Competitor	Class	21,583.5	2,168,471.8	1,910.6	410.7	1,125

# Next Circuit



**Where Do We Race Next?**

**What Are The Records?**

**Who Has Been On The Podium?**

# Circuit History

Austria's premier circuit, **Red Bull Ring**, has lived through a number of periods of decline but appears once again to be in the ascendancy as a host of its country's Formula One round.

Now under the ownership of Red Bull, the circuit has gone through various iterations, being known as the A1-Ring from 1996-2004 and, in its original form, as the Österreichring from 1969-1995.

Today it boasts a full roster of events, from Formula One and MotoGP through to the ADAC GT Masters and the DTM. Past events have also included the European Truck Racing Series and the European Le Mans Series.

Round 18		Red Bull Ring (Austria)			Round 19	
Previous Results						
Adults			1st	2nd	3rd	
DHORC 734 F1	15-Jul	2025	A Smith	L Pateman	R Litherland	
DHORC 735 GC	15-Jul	2025	A Smith	R Litherland	S Goodlip	
DHORC 769 F1	14-Jul	2026				
DHORC 770 GC	14-Jul	2026				
Juniors			1st	2nd	3rd	
DHORC 734 F1	15-Jul	2025	J Graham	JJ Hughes-Dowd	JT Hughes-Dowd	
DHORC 735 GC	15-Jul	2025	JJ Hughes-Dowd	M Blake	JT Hughes-Dowd	
DHORC 769 F1	14-Jul	2026				
DHORC 770 GC	14-Jul	2026				
Circuit Records			Lap Length 91'			
Qualifying						
F1/GC	TBA					
F1	A Smith	15-Jul-25	53.1 Laps			
GC	A Smith	15-Jul-25	68.4 Laps			
Fastest Laps						
F1	S Goodlip	15-Jul-25	5.82 sec (10.661mph)			
GC	A Smith	15-Jul-25	4.35 secs (14.265mph)			
Race Laps						
F1	A Smith	08-Jul-25	28.8 Laps			
GC	A Smith	08-Jul-25	37.3 Laps			
Final Points						
3.0 Points	C Blake	15-Jul-25				
	R Litherland	15-Jul-25				
	K Spink	15-Jul-25				

**DHORC 769 & 770**

## Red Bull Ring Best Off Chart 1

Qualifying Combined					Final Points			
Pos	Adult	Laps	MPH	Date	Pos	Adult	Pts	Date
1	A Smith (M)	N/A	N/A	N/A	1	R Litherland	3.0	15-Jul-25
1	C Blake	N/A	N/A	N/A	1	C Blake	3.0	15-Jul-25
1	D Hughes-Dowd	N/A	N/A	N/A	1	K Spink (M)	3.0	15-Jul-25
1	J Crunden	N/A	N/A	N/A	4	L Smith	2.5	15-Jul-25
1	J Dudley (M)	N/A	N/A	N/A	4	M Dutson	2.5	15-Jul-25
1	K Spink (M)	N/A	N/A	N/A	6	A Smith (M)	2.0	15-Jul-25
1	L Blacker	N/A	N/A	N/A	6	J Crunden	2.0	15-Jul-25
1	L Pateman	N/A	N/A	N/A	6	S Whittaker (M)	2.0	15-Jul-25
1	L Smith	N/A	N/A	N/A	9	L Pateman	1.5	15-Jul-25
1	M Dutson	N/A	N/A	N/A	9	N Sismey (M)	1.5	15-Jul-25
1	M Graham	N/A	N/A	N/A	9	D Hughes-Dowd	1.5	15-Jul-25
1	N Sismey (M)	N/A	N/A	N/A	9	J Dudley (M)	1.5	15-Jul-25
1	R Litherland	N/A	N/A	N/A	13	L Blacker	1.0	15-Jul-25
1	S Goodlip (M)	N/A	N/A	N/A	13	S Goodlip (M)	1.0	15-Jul-25
1	S Whittaker (M)	N/A	N/A	N/A	15	M Graham	0.5	15-Jul-25
Pos	Junior	Laps	MPH	Date	Pos	Junior	Pts	Date
1	J Graham	N/A	N/A	N/A	1	M Blake	2.5	15-Jul-25
1	JJ Hughes-Dowd	N/A	N/A	N/A	1	L Whittaker	2.5	15-Jul-25
1	JT Hughes-Dowd	N/A	N/A	N/A	3	J Graham	2.0	15-Jul-25
1	L Whittaker	N/A	N/A	N/A	3	JJ Hughes-Dowd	2.0	15-Jul-25
1	M Blake	N/A	N/A	N/A	5	JT Hughes-Dowd	1.0	15-Jul-25



### Red Bull Ring Best Off Chart 2 - F1

Qualifying					Fastest Laps					Race Laps				
Pos	Adult	Laps	MPH	Date	Pos	Adult	Time	MPH	Date	Pos	Adult	Laps	MPH	Date
1	A Smith (M)	53.1	9.152	15-Jul-25	1	S Goodlip (M)	5.82	10.661	15-Jul-25	1	A Smith (M)	28.8	9.927	15-Jul-25
2	L Pateman	50.6	8.721	15-Jul-25	2	R Litherland	5.91	10.498	15-Jul-25	2	R Litherland	27.8	9.583	15-Jul-25
3	S Goodlip (M)	50.2	8.652	15-Jul-25	3	L Smith	5.94	10.445	15-Jul-25	3	L Smith	27.7	9.548	15-Jul-25
4	R Litherland	48.8	8.411	15-Jul-25	4	A Smith (M)	5.98	10.375	15-Jul-25	4	S Goodlip (M)	27.5	9.479	15-Jul-25
5	N Sismey (M)	44.7	7.704	15-Jul-25	5	L Blacker	6.00	10.341	15-Jul-25	5	L Pateman	27.0	9.307	15-Jul-25
6	S Whittaker (M)	42.3	7.290	15-Jul-25	6	L Pateman	6.02	10.307	15-Jul-25	6	J Crunden	24.6	8.480	15-Jul-25
7	L Blacker	41.4	7.135	15-Jul-25	7	J Crunden	6.41	9.679	15-Jul-25	7	N Sismey (M)	23.9	8.238	15-Jul-25
8	L Smith	41.2	7.101	15-Jul-25	8	D Hughes-Dowd	6.57	9.444	15-Jul-25	8	D Hughes-Dowd	22.2	7.652	15-Jul-25
9	J Crunden	38.3	6.601	15-Jul-25	9	S Whittaker (M)	6.64	9.344	15-Jul-25	9	S Whittaker (M)	21.7	7.480	15-Jul-25
10	M Graham	35.3	6.084	15-Jul-25	10	M Dutson	6.98	8.889	15-Jul-25	10	L Blacker	21.2	7.308	15-Jul-25
11	D Hughes-Dowd	34.6	5.963	15-Jul-25	11	N Sismey (M)	7.20	8.617	15-Jul-25	11	M Graham	19.2	6.618	15-Jul-25
12	M Dutson	32.0	5.515	15-Jul-25	12	M Graham	7.26	8.546	15-Jul-25	12	M Dutson	17.7	6.101	15-Jul-25
12	J Dudley (M)	32.0	5.515	15-Jul-25	13	J Dudley (M)	7.61	8.153	15-Jul-25	13	J Dudley (M)	17.3	5.963	15-Jul-25
14	K Spink (M)	31.3	5.395	15-Jul-25	14	K Spink (M)	7.69	8.068	15-Jul-25	13	C Blake	17.3	5.963	15-Jul-25
15	C Blake	30.9	5.326	15-Jul-25	15	C Blake	8.40	7.386	15-Jul-25	15	K Spink (M)	16.6	5.722	15-Jul-25
Pos	Junior	Laps	MPH	Date	Pos	Junior	Time	MPH	Date	Pos	Junior	Laps	MPH	Date
1	JJ Hughes-Dowd	46.5	8.014	15-Jul-25	1	JJ Hughes-Dowd	5.63	11.021	15-Jul-25	1	JJ Hughes-Dowd	27.9	9.617	15-Jul-25
2	JT Hughes-Dowd	39.9	6.877	15-Jul-25	2	JT Hughes-Dowd	7.01	8.851	15-Jul-25	2	JT Hughes-Dowd	22.4	7.721	15-Jul-25
3	J Graham	36.3	6.256	15-Jul-25	3	J Graham	7.36	8.430	15-Jul-25	3	J Graham	21.9	7.549	15-Jul-25
4	L Whittaker	29.3	5.050	15-Jul-25	4	L Whittaker	7.76	7.996	15-Jul-25	4	M Blake	19.9	6.859	15-Jul-25
5	M Blake	29.2	5.033	15-Jul-25	5	M Blake	7.84	7.914	15-Jul-25	5	L Whittaker	15.7	5.412	15-Jul-25



### Red Bull Ring Best Off Chart 3 - GC

Qualifying					Fastest Laps					Race Laps				
Pos	Adult	Laps	MPH	Date	Pos	Adult	Time	MPH	Date	Pos	Adult	Laps	MPH	Date
1	A Smith (M)	68.4	11.789	15-Jul-25	1	A Smith (M)	4.35	14.263	15-Jul-25	1	A Smith (M)	37.3	12.857	15-Jul-25
2	S Goodlip (M)	67.3	11.599	15-Jul-25	2	L Pateman	4.55	13.636	15-Jul-25	2	S Goodlip (M)	34.7	11.961	15-Jul-25
3	R Litherland	64.4	11.099	15-Jul-25	3	L Smith	4.62	13.430	15-Jul-25	3	R Litherland	34.2	11.789	15-Jul-25
4	L Smith	61.3	10.565	15-Jul-25	4	S Goodlip (M)	4.67	13.286	15-Jul-25	4	L Smith	33.3	11.478	15-Jul-25
5	N Sismey (M)	58.7	10.117	15-Jul-25	5	R Litherland	4.83	12.846	15-Jul-25	5	N Sismey (M)	33.0	11.375	15-Jul-25
6	L Blacker	58.4	10.065	15-Jul-25	6	N Sismey (M)	4.89	12.688	15-Jul-25	6	L Pateman	32.1	11.065	15-Jul-25
7	S Whittaker (M)	55.0	9.479	15-Jul-25	7	L Blacker	5.09	12.190	15-Jul-25	7	L Blacker	30.6	10.548	15-Jul-25
8	J Crunden	52.6	9.066	15-Jul-25	8	S Whittaker (M)	5.32	11.663	15-Jul-25	8	S Whittaker (M)	29.5	10.169	15-Jul-25
9	D Hughes-Dowd	52.0	8.962	15-Jul-25	9	J Crunden	5.37	11.554	15-Jul-25	9	D Hughes-Dowd	27.2	9.376	15-Jul-25
10	M Graham	48.4	8.342	15-Jul-25	10	M Dutson	5.69	10.904	15-Jul-25	10	J Crunden	26.7	9.203	15-Jul-25
11	M Dutson	47.2	8.135	15-Jul-25	11	M Graham	5.74	10.809	15-Jul-25	11	K Spink (M)	25.4	8.755	15-Jul-25
12	L Pateman	43.4	7.480	15-Jul-25	12	D Hughes-Dowd	5.75	10.791	15-Jul-25	12	M Graham	24.5	8.445	15-Jul-25
13	C Blake	43.3	7.463	15-Jul-25	13	K Spink (M)	5.92	10.481	15-Jul-25	13	M Dutson	23.9	8.238	15-Jul-25
14	K Spink (M)	42.2	7.273	15-Jul-25	14	J Dudley (M)	6.61	9.387	15-Jul-25	14	C Blake	21.9	7.549	15-Jul-25
15	J Dudley (M)	38.9	6.704	15-Jul-25	15	C Blake	6.63	9.358	15-Jul-25	15	J Dudley (M)	21.5	7.411	15-Jul-25
Pos	Junior	Laps	MPH	Date	Pos	Junior	Time	MPH	Date	Pos	Junior	Laps	MPH	Date
1	JJ Hughes-Dowd	53.1	9.152	15-Jul-25	1	JJ Hughes-Dowd	5.07	12.238	15-Jul-25	1	JJ Hughes-Dowd	33.5	11.547	15-Jul-25
2	JT Hughes-Dowd	52.7	9.083	15-Jul-25	2	M Blake	5.12	12.118	15-Jul-25	2	JT Hughes-Dowd	29.3	10.100	15-Jul-25
3	M Blake	46.7	8.049	15-Jul-25	3	JT Hughes-Dowd	5.35	11.597	15-Jul-25	3	M Blake	26.4	9.100	15-Jul-25
4	L Whittaker	42.4	7.308	15-Jul-25	4	L Whittaker	5.99	10.358	15-Jul-25	4	L Whittaker	26.2	9.031	15-Jul-25
5	J Graham	37.1	6.394	15-Jul-25	5	J Graham	6.47	9.590	15-Jul-25	5	J Graham	21.6	7.445	15-Jul-25





Visit [dhorc.co.uk](http://dhorc.co.uk) or Find us on **facebook**

Derby HO Racing Club

# dhorc

TOMY AFX TYCO Carrera DIGITAL

Club Night

# R&R

## Rules & Regulations 2026



Derby HO Racing Club  [www.dhorc.co.uk](http://www.dhorc.co.uk)

# dhorc

Home of HO Le Mans

TOMY AFX TYCO SmartRa((e) Carrera DIGITAL

<https://dhorc.co.uk/wp-content/uploads/2025/12/DHORC-Rules-Regs-2026-1.pdf>



## LEXAN BODY CATALOGUE

### Legends

SWB = 38mm (1.5")  
between axle centres

LWB = 41mm (1.6")  
between axle centres



AC Cobra  
Convertible  
LWB



Acura NSX  
GT3 2017  
LWB  
30mm Clip



Alfa Romeo 155  
Touring Car  
LWB  
29mm Clip



Alfa Romeo  
BTCC  
LWB  
30mm Clip



Alfa Romeo  
TZ3 Corsa  
SWB  
29mm Clip



Aston Martin  
Vantage GT3  
LWB



Audi  
R8LMS GT3  
LWB



Audi S3  
BTCC  
LWB  
27mm Clip



Austin  
Mini Cooper  
SWB  
28mm Clip



Bentley  
Continental GT3  
LWB  
30mm Clip


















BMW  
320i Turbo Grp5  
SWB  
27mm Clip






BMW 1 Series  
BTCC  
LWB  
29mm Clip








































BMW  
M1  
SWB  
30mm Clip
















			
BMW M3 GT2 LWB 27mm Clip	BMW Z4 GT3 LWB	BMW Z8 Convertible LWB 30mm Clip	Bugatti EB110 SWB 32mm Clip
			
Bugatti Veyron LWB 31mm Clip			
			
Chevrolet Nastruck LWB 30mm Clip	Chevron B19 SWB or LWB 29mm Clip	Corvette C5r GT SWB 30mm Clip	Corvette C7r GT 2017 LWB 31mm Clip
			
Corvette C8r GT3 LWB	Corvette Daytona Prototype SWB 30mm Clip	Corvette 1969 Stingray SWB 30mm Clip	
			
Datsun 240Z SWB 27mm Clip	Datsun Fairlady 2000 LWB 26mm Clip	Dodge Challenger LWB 31mm Clip	

			
Ferrari 250 gt Berlinetta Lusso SWB 30mm Clip	Ferrari 250 GTO LWB 29mm Clip	Ferrari 308 GTb LWB 28mm Clip	Ferrari 365 GTb Daytona SWB 28mm Clip
			
Ferrari 488 Gte LWB 29mm Clip	Ferrari 512 LM SWB or LWB 29mm Clip	Ferrari 575 GTc LWB 30mm Clip	Ferrari 612 Can-Am SWB 32mm Clip
			
Ferrari F40 SWB 32mm Clip	Ferrari Testarossa SWB 32mm Clip	Ford Capri SWB 30mm Clip	Ford Escort SWB 29mm Clip
			
Ford Custom Van LWB 30mm Clip	Ford Focus RS BTCC LWB 29mm Clip	Ford 2006 GT LWB 29mm Clip	Ford 2016 GT LWB Body Pins Only
			
Ford GT40 SWB 29mm Clip	Ford 2005 Mustang LWB 27mm Clip		

			
Honda Civic BTCC LWB 28mm Clip	Honda Integra LWB 28mm Clip	Honda S2000 SWB 26mm Clip	
			
Jaguar D Type LWB 30mm Clip	Jaguar XJ 220 LWB 32mm Clip	Jaguar XJR 5 (Grp 44) SWB 32mm Clip	Jaguar XJR 9 (Grp C) SWB or LWB 33mm Clip
			
Jaguar XKR GT3 LWB 30mm Clip			Koenigsegg CCX LWB 30mm Clip
			
Lamborghini Contach SWB 29mm Clip	Lamborghini Huracan GT3 LWB 32mm Clip	Lamborghini Miura Concept LWB 30mm Clip	Lamborghini Miura Jota SWB 28mm Clip
			
Lancia LC2 SWB 31mm Clip	Lotus Elise LWB 27mm Clip	Lotus Espirit LWB	Lotus Europa LWB 31mm Clip

			
Matchbox Hi-Tailer LWB 33mm Clip	Mazda 787b (Grp C) LWB 30mm Clip	Mazda RX7 SWB 27mm Clip	McLaren F1 GTr LWB
			
McLaren MP4 12C GT3 LWB 28mm Clip	Mercedes Gullwing 300SL SWB	Mercedes 300SLR LWB	Mercedes CLK GTB LWB 30mm Clip
			
Mercedes DTM Car LWB 30mm Clip	MG 6GT BTCC LWB 28mm Clip	Mini Mini Cooper LWB 27mm Clip	Morris Minor LWB 27mm Clip
			
Mustang 1967 GT 500 SWB 30mm Clip	Mustang Mach 1 SWB 30mm Clip		
			
Nascar  SWB 32mm Clip	Nissan 300ZX SWB 31mm Clip	Nissan March 86G Gtp SWB or LWB 30mm Clip	Nissan R390 GT LWB 32mm Clip

			
Nissan 1989 R89C LWB 32mm Clip	Nissan 1977 Skyline GT-R LWB 27mm Clip	Nissan R32 Skyline SWB 30mm Clip	Nissan Grp C SWB 32mm Clip
			
Pagani Huayra LWB 29mm Clip	Pagini Zonda C12 LWB 30mm Clip	Panoz 1999 LMP-1 LWB 32mm Clip	Peugeot 905 Grp C SWB or LWB 31mm Clip
			
Pontiac 1977 Firebird LWB 30mm Clip	Porsche 908 SWB 29mm Clip	Porsche 910 LWB 32mm Clip	Porsche 911 GT3 SWB 27mm Clip
			
Porsche 911 Turbo RSR GT3 LWB 28mm Clip	Porsche 917 SWB or LWB 31mm Clip	Porsche 934 Turbo RSR SWB 26mm Clip	Porsche 935 Turbo SWB 28mm Clip
			
Porsche 956 Grp C SWB 31mm Clip	Porsche 959 SWB 29mm Clip	Porsche 962 Grp C LWB 32mm Clip	

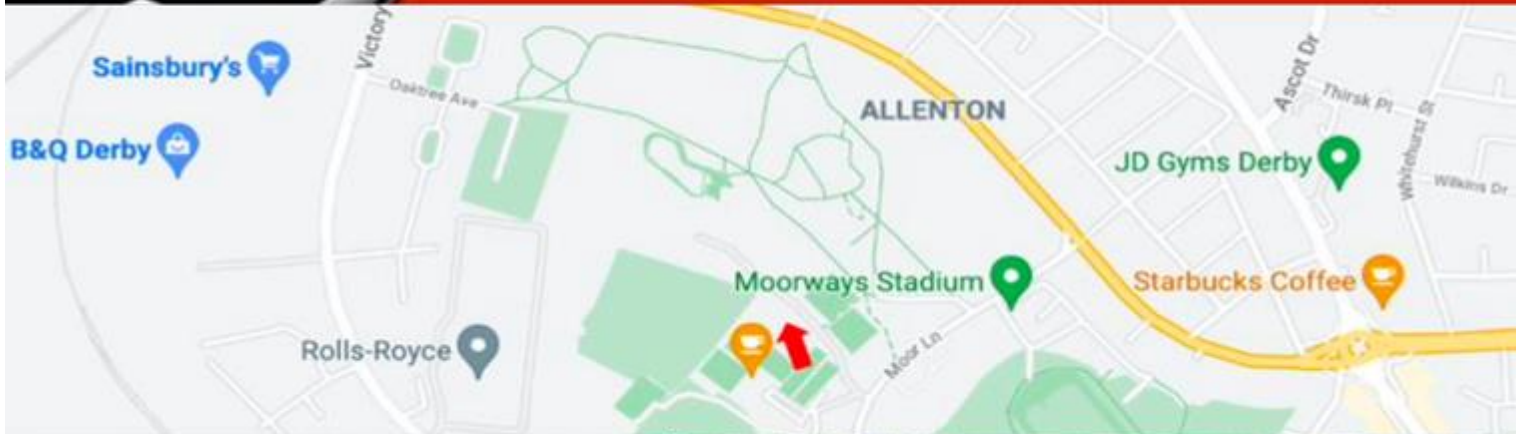
			
Renault Clio Cup Car LWB 30mm Clip	Renault Clio V6 LWB 29mm Clip	Renault Megane Trophy LWB 30mm Clip	Renault RS01 GT LWB 28mm Clip
			
Saleen S7 LWB	Sauber Mercedes C11 Grp C SWB or LWB 32mm Clip	Shadow MK 11a LWB 31mm Clip	Shelby Cobra Daytona Coupe SWB 31mm Clip
			
Subaru Levorg BTCC LWB 28mm Clip			
			
Toyota 88C-V Grp C SWB or LWB 32mm Clip	Toyota GT-One LWB	Triumph TR7 LWB 28mm Clip	TVR Sagaris LWB
			
Wiesmann GT MF5 SWB or LWB			Zakspeed Grp 5 Capri SWB or LWB 30mm Clip



# Where is DHORC?



[www.dhorc.co.uk](http://www.dhorc.co.uk)



Derby Leisure & Events  
Moor Lane, Allenton,  
Derby, DE24 9HY

Nick Sismey  
[sismey80@hotmail.co.uk](mailto:sismey80@hotmail.co.uk)  
07984339192