Visit dhorc.co.uk or Find us on facebook

Carrera DIGITAL 132 250th GT CLUB NIGHT

Derby HO Racing Club

www.dhorc.co.uk

dhorc

SmartRace

Carrera DIGITAL

Race Evening

068

Rounds 36-44 Road America–GT 25/26Sep26

DHORC-CD 245
01 M Thorpe
02 A Smith
03 T Gray
Round 36

DHORC-CD 246
01 S Goodlip
02 M Thorpe
03 T Gray
Round 37

DHORC-CD 247
01 T Gray
02 A Smith
03 T Whittaker
Round 38 SR12

DHORC-CD 248
01 T Gray
02 P Rees
03 L Hobson
Round 39

DHORC-CD 249
01 S Goodlip
02 V de Oliveira
03 T Gray
Round 40

DHORC-CD 250
01 S Goodlip
02 V de Oliveira
03 N Sismey
Round 41 SR13

DHORC-CD 251
01 S Goodlip
02 V de Oliveira
03 T Gray
Round 42

DHORC-CD 252
01 N Sismey
02 V de Oliveira
03 S Goodlip
Round 43

NASCAR

CSL cslautomation.co.uk

woodland auto centre

MVS FLEET SOLUTIONS

Daryl joins DHORC-CD

Luke takes 8 out of 9 Group wins & 1st Podium

Simon dominates Road America

DHORC-CD 253
01 S Goodlip
02 T Gray
03 N Sismey
Round 44 SR14

Scouts 1st Nanpantan

AUTOLEASE Flexible Leasing

Official Timing Partner SmartRace

This Week: 1st Nanpantan Scouts – WE Team Champs

About: dhorc Home of HO Le Mans — dhorc SmartRace Carrera DIGITAL

History and Key Facts

TOMY AFX

HO Club founded on 7 July 1992

- DHORC: Derby HO Racing Club ("HO" Is The Scale = 1/64th)
- Based at Derby Leisure and Events, open to all!
- Home of world famous international Le Mans 24 Hour race until 2019.
- Smaller scale version of Scalextric, once set up works all night!
- Four and Eight lane circuits
- Computerised timing
- Statistics for every meeting and every member since July 1992
- Over 30 Club Nights each year
- 50+ circuit designs, up to 567 feet in length
- Eight-lane routed dhorcingham oval
- Two car categories – Tyco open wheel (F1)
  – Tomy SGP, BSRT, VSR, Bulldog enclosed wheel (GC)

TYCO

Carrera Digital Club 1st race 18 January 2022

- 1/32nd Carrera Digital GT Cars
- 16 Evenings a year, with 15-minute Endurance & 5-minute Sprint Races
- 10+ circuits
- Full computerised timing and stats through SmartRace App

Carrera DIGITAL 132

The Club Nights and Magazine Coverage

HO

- Racing starts at 18:45 hours – Finished by 22:00 hours
- Minimum of four 3-minute qualifying races & up to two Finals (F1 & GC) for each member
- Championship points for all members
- Magazine produced for every meeting covering every member & track statistic

Carrera Digital

- Racing starts at 18:00 – Finished by 22:00 hours
- Magazine produced after each evening
- Championship points for all members

- Rules & regulations booklet covering all the DHORC rules produced each year
- Great family atmosphere, a help-all culture

Membership Fees, Car Costs and Prizes

- Adult £40 and junior (under 16) £20 for HO & Carrera, £50/£25 combined
- Only £50 Total expenditure for two cars HO Cars, £65 one Carrera
- All cars and spares can be bought at club
- Adult, Masters (over 56), Junior (16 & under) HO Championships
- Adult & 70+ Carrera Championships

Editorial 068

What a weekend with 33 racers taking to our undulating Road America circuit, last used in Jul'24. Again it proved a favourite to many and yet something to get through for others. The yump before the start line caught so many folk out, me included, missing several laps during the weekend.

A big DHORC welcome to our newest Member **Daryl Russell** as covered on Page 5.

Congratulations to **Simon Goodlip** for dominating the weekend with five wins, taking command in both the Endurance Race and Sprint Race Championships. Congrats also to our other GT winners, **Tom Gray** with two and **Martin Thorpe** with one on Friday. I was also delighted to take my first win of the year once I had tamed the yump! Simon and Tom also won a NASCAR Cup race a piece as did **Liam Smith**, congratulations to all.

We must also congratulate all of our Group winners, particularly **Luke Hobson** for taking his first and then finishing up with eight from nine starts! Our others were **Simon (5), Tom (2), Victor de Oliveira (1), Phil Rees (1), Nick Sismey (6), Liam Smith (3), Andrew Staniec (4), Lee Stokes (1) Martin (1) Dave Trantom (5) & Andrew Woodhouse (2).**

Round 41, the last Club Night on Saturday morning, was our 250th GT race since we started the Carrera Digital side of DHORC on 18Jan22. It really doesn't seem two minutes ago, but time certainly flies! Due to the number of races over the weekend the reports only cover the highlights.

Nick Sismey

SmartRace

HO 1/64th
Tyco Tomy AFX
Carrera DIGITAL
Tyco Tomy AFX
Carrera Digital
www.dhorc.co.uk
Carrera DIGITAL
Carrera Digital 1/32nd

Front Cover: Luke Hobson fettling his Porsche 911 before his eight Group wins

Committee...2026

Chairman / Treasurer	Nick Sismey	M 07984 339 192	sismey80@hotmail.co.uk
Vice Chairman	Phil Rees	M 07912 378 652	dhorcman.p.r@ntlworld.com
Secretary	Laura Edwards	M 07501 217 254	laurabubbles07@hotmail.co.uk
CD Spares	Stuart Gray	M 07874 253 955	stuartcgray7@btinternet.com
HO Spares + HO & CD Race Control	Lewis Blacker	M 07713 059 906	lewisjayblacker@outlook.com
HO Race Control	Dan Hughes-Dowd	M 07568 480 438	dthd1984@gmail.com
HO Parc Ferme	Reuben Litherland	M 07775 061 685	rj.litherland@yahoo.com
HO & CD Race Control	Liam Smith	M 07477 698 158	liam-smith-93@hotmail.co.uk
Carrera Digital	Victor de Oliveira	M 07841 505 860	vic.deo@hotmail.com
HO Carrera Digital Scrutineer	Angus Smith	M 07591 813 431	angus@angussmith500.plus.com
HO Carrera Digital Scrutineer	Simon Goodlip	M 07803 551708	simon.goodlip@sky.com
Carrera Digital	Steve White	M 07859 999 480	wslotcarsteve@gmail.com

THIS MAGAZINE IS PUBLISHED AND COPYRIGHT 2026 BY DHORC, AND NO PORTION MAY BE REPRODUCED OR TRANSMITTED WITHOUT WRITTEN PERMISSION, AND MAY CONTAIN ARTICLES AND GRAPHICS REPRINTED WITH THE PERMISSION OF THE ORIGINAL COPYRIGHT HOLDER, WHO RETAINS ALL RIGHTS

Contents.....068

Page	Details
003	Editorial
004	Contents
005	News & Views Including..... 1. Acknowledgements 2. Daryl becomes our 68th Member of the year! 3. Richard & Nick, '25 Weekend Team Champions 4. Stuart's wooden table supports 5. Thank you for the quick pack up of Road America 6. Reuben's act of kindness 7. 1st Nanpantan Scouts 22/23Sep26 - Tuesday / Wednesday
006	2026 Calendar
008	2026 Podiums
010	Malcs Models
012	Winning Manufacturers
014	2026 Facts
016	All-time Facts
018	DHORC's Official Clothing
020	Razorlite
024	Race Report – Road America GT – 25 September 2026 - Round 36
034	Race Report – Road America GT – 25 September 2026 - Round 37
040	Race Report – Road America GT – 25 September 2026 - Round 38 - SR 12
046	Race Report – Road America GT – 26 September 2026 - Round 39
054	Race Report – Road America GT – 26 September 2026 - Round 40
060	Race Report – Road America GT – 26 September 2026 - Round 41 - SR 13
066	Race Report – Road America GT – 26 September 2026 - Round 42
074	Race Report – Road America GT – 26 September 2026 - Round 43
080	Race Report – Road America GT – 26 September 2026 - Round 44 - SR 14
089	Best Results at Road America
091	Race Reports – Road America NASCAR Cup – 25/26Sep26 - Rounds 03, 04 & 05
095	Championship Tables
112	Members' Statistics
117	Next Circuit - Ruapuna – 13 October 2026 - Rounds 45 to 47
121	Rules & Regulations 2026
122	Razorlite Spares

	2022	2023	2024	2025	2026	2022 - 2026
Club Nights	33	44	63	69	44	253
Average Att	18	24	22	26	27	24
Laps	40,497.6	69,152.3	89,128.9	93,478.7	63,089.7	355,347.2
Feet	5,075,414	8,489,973	12,593,072	13,734,688	9,094,325	48,975,871
Miles	969	1,621	2,402	2,619	1,722	9,276

News & Views……068

1. Acknowledgements for DHORC-CDs 245 to 253

Phil Rees	Race Control & Everything Else	**Ian Cowlishaw**	Marshalling
Stuart Gray	SU, Spares, Marshalling & PA	**Tom Gray**	Results, Marsh & PA
Liam Smith	SU, Results, Marshalling & PA	**Macaully Dutson**	Results & Marshalling
Angus Smith	Scrutineering, Marshalling & PA	**Daryl Russell**	Marshalling & PA
Simon Goodlip	Scrutineering, Marshalling & PA	**Richard Booth**	Marshalling & PA
Dave Trantom	Marshalling & Packing Away	**Anthony Mitro**	Marshalling & PA
Steve Whittaker	Setting Up & Marshalling	**Ted Whittaker**	Marshalling
Andy Mason	Results, Marshalling & PA	**Simon Rankin**	Marshalling & PA
Daniel Kalyan	Cars, Marshalling & PA	**Jag Kalyan**	Marshalling
Andrew Woodhouse	Marshalling	**Jenson Woodhouse**	Marshalling
Andrew Staniec	Marshalling & Packing Away	**José Borges**	Marshalling & PA
Laura Edwards	Marshalling	**Dave Edwards**	Marshalling
Lee Stokes	Marshalling	**Mike Graham**	Marshalling
Luke Hobson	Marshalling	**Victor de Oliveira**	Marshalling & PA
Bill Whitehouse	Marshalling & Packing Away	**Colin Blake**	Marshalling
Nick Jarram	Marshalling & PA	**Martin Thorpe**	Marshalling

2. Daryl becomes our 68th Member of the year!

Daryl Russell who contacted us via Facebook in July made his first appearance at DHORC-CD at our Road America weekend. Borrowing one of my cars and getting there early for some Digital practice on Friday Daryl was soon up to speed and enjoyed all nine Club Nights in Wisconsin. A big DHORC welcome Daryl.

HO Calendar 2026

Tuesday	06-Jan	Conference Room	1 (F1)		Miami
Tuesday	27-Jan	Conference Room	2 (F1)	3 (GC)	Interlagos
Tuesday	17-Feb	Mezzanine / The Tram Shed	4 (F1)	5 (GC)	Cadwell Park
Saturday	28-Feb	John Fretwell Sporting Complex	Corporate 1		Birthday Party
Tuesday	10-Mar	Conference Room	6 (F1)	7 (GC)	Monaco
Tuesday	31-Mar	Conference Room	8 (F1)	9 (GC)	Long Beach
Sat/Sun	18/19Apr	Donington Park	Corporate 2		BTCC
Wednesday	29-Apr	Table Tennis Room	10 (F1)	11 (GC)	Zandvoort
Saturday	09-May	Mezzanine / The Tram Shed	Corporate 3		GNC Derby Children's Holiday Centre
Sat/Sun	09/10May	Statfold Country Park	Corporate 4		Miniatures & Model Engineering
Tuesday	12-May	Table Tennis Room	12 (F1)	13 (GC)	Nashville
Wednesday	13-May	Table Tennis Room	Corporate 5		Rolls-Royce / Boeing
Tuesday	02-Jun	Table Tennis Room	14 (F1)	15 (GC)	Dijon-Prenois
Tuesday	23-Jun	Table Tennis Room	16 (F1)	17 (GC)	Shanghai
Sat/Sun	11/12Jul	Turn Post Farm, Wymeswold	Corporate 6		Rempstone Steam & Country Show
Tuesday	14-Jul	Table Tennis Room	18 (F1)	19 (GC)	Red Bull Ring
Friday	17-Jul	The Post Mill Centre	Corporate 7		Tibshelf Tigers' Presentation Night
Tuesday	28-Jul	Nightingale Hall	20 (F1)	21 (GC)	DHORCingham Oval
			22 (F1)	23 (GC)	
Sat/Sun	01/02Aug	Highacres Farm	Corporate 8		Cromford Steam Rally
Tuesday	04-Aug	Table Tennis Room	24 (F1)	25 (GC)	Fiorano
Wednesday	05-Aug	Table Tennis Room	Corporate 9		Rolls-Royce
Sat/Sun	08/09Aug	Donington Park	Corporate 10		Convoy in the Park
Sat/Sun	22/23Aug	Donington Park	Corporate 11		BTCC
Saturday	05-Sep	Donington Park	Thank you Event		British GT
Sunday	06-Sep	Sandon Hall	Corporate 12		Porsche (924) at the Hall
Tuesday	15-Sep	Table Tennis Room	26 (F1)	27 (GC)	Jarama
Tuesday	22-Sep	Nanpantan Scout Hut	Corporate 13		1st Nanpantan Scouts
Wednesday	23-Sep	Nanpantan Scout Hut			1st Nanpantan Scouts
Tuesday	29-Sep	Table Tennis Room	28 (F1)	29 (GC)	Pukekohe Park
Tuesday	20-Oct	Table Tennis Room	30 (F1)	31 (GC)	Donington Park
Tuesday	10-Nov	Table Tennis Room	32 (F1)	33 (GC)	Trois-Rivieres
Tuesday	17-Nov	Table Tennis Room			AGM
Tuesday	24-Nov	Table Tennis Room	34 (F1)	35 (GC)	Watkins Glen
Tuesday	15-Dec	Table Tennis Room	36 (F1)	37 (GC)	Jacarepagua

CD Calendar 2026

Tuesday	13-Jan	Conference Room	Test Night	Sonoma (New)
Tuesday	20-Jan	Mezzanine / The Tram Shed	1 2 3	Sonoma
Friday	30-Jan	Mezzanine / The Tram Shed	4 5 6	Monza
Saturday	31-Jan	Mezzanine / The Tram Shed	7 to 11	Monza
Tuesday	10-Feb	Conference Room	12 13 14	Mugello
Tuesday	24-Feb	Mezzanine / The Tram Shed	Test Night	Ruapuna (New)
Tuesday	17-Mar	Mezzanine / The Tram Shed	15 16 17	Ruapuna
Tuesday	14-Apr	Pit Lane	18 19 20	Autodromo di Franciacorta (New)
Tuesday	05-May	Table Tennis Room	Test Night	Fortaleza (New)
Tuesday	26-May	Table Tennis Room	21 22 23	Fortaleza
Tuesday	16-Jun	Table Tennis Room	24 25 26	Fuji
Tuesday	07-Jul	Table Tennis Room	27 28 29	Okayama
Tuesday	21-Jul	Table Tennis Room	30 31 32	Watkins Glen
Tuesday	08-Sep	Table Tennis Room	33 34 35	Sonoma
Friday	25-Sep	Table Tennis Room	36 37 38	Road America
Saturday	26-Sep	Table Tennis Room	39 to 44	Road America
Tuesday	13-Oct	Table Tennis Room	45 46 47	Ruapuna
Friday	23-Oct	Table Tennis Room	48 49 50	Road Atlanta
Saturday	24-Oct	Table Tennis Room	51 to 56	Road Atlanta
Tuesday	27-Oct	Nightingale Hall	57 58 59	Interlagos (New)
Tuesday	03-Nov	Table Tennis Room	60 61 62	Fortaleza
Tuesday	17-Nov	Table Tennis Room		AGM
Tuesday	01-Dec	Table Tennis Room	63 64	Luanda
Friday	11-Dec	Nightingale Hall	65 66 67	Le Mans
Saturday	12-Dec	Nightingale Hall	68 to 73	Le Mans
Sunday	13-Dec	Nightingale Hall	6-Hour Race	Le Mans

3. Richard & Nick, '25 Weekend Team Champions

DHORC Secretary **Laura Edwards** was finally able to present **Richard Booth** and **Nick Sismey** with their 2025 Weekend Team Championship trophies on Saturday as the trophies were returned. Thanks Laura and congrats both.

4. Stuart's wooden table supports

DHORC's in house carpenter **Stuart Gray** has been at it again, replacing our track box table supports with purpose built wooden alternatives. Thank you so much Stuart.

Carrera DIGITAL 132 Podiums 2026

Rnd	Race	Circuit	Date		1st	2nd	3rd
1	DHORC-CD 210	Sonoma	20-Jan		S Goodlip	S Whittaker	T Gray
2	DHORC-CD 211	Sonoma	20-Jan		T Gray	S Goodlip	A Smith
3	DHORC-CD 212 (SR1)	Sonoma	20-Jan	Sprint Races	V de Oliveira	S White	S Goodlip
4	DHORC-CD 213	Monza	30-Jan		S White	S Goodlip	S Whittaker
1	*NASCAR 01*	*Monza*	*30-Jan*	*NASCAR*	*M Thorpe (1)*	*P Rees*	*S Whittaker*
4	DHORC-CD 214	Monza	30-Jan		S Goodlip	T Gray	S White
5	DHORC-CD 215 (SR2)	Monza	30-Jan	Sprint Races	S Goodlip / S White		T Gray
6	DHORC-CD 216	Monza	31-Jan		M Thorpe	S Goodlip / V de Oliveira	
7	DHORC-CD 217	Monza	31-Jan		V de Oliveira	S White	N Sismey
8	DHORC-CD 218 (SR3)	Monza	31-Jan	Sprint Races	V de Oliveira	L Pateman	S Goodlip / M Thorpe
9	DHORC-CD 219	Monza	31-Jan		S White	N Sismey	T Gray
2	*NASCAR 02*	*Monza*	*31-Jan*	*NASCAR*	*S Goodlip*	*V de Oliveira / M Thorpe*	
11	DHORC-CD 220	Monza	31-Jan		S Goodlip / S Whittaker		T Gray
12	DHORC-CD 221	Mugello	10-Feb		V de Oliveira	S White	S Goodlip
13	DHORC-CD 222	Mugello	10-Feb		V de Oliveira / S White		S Goodlip
14	DHORC-CD 223 (SR4)	Mugello	10-Feb	Sprint Races	S White	S Goodlip	A Smith / S Whittaker
15	DHORC-CD 224	Ruapuna	17-Mar		M Thorpe	C Cooper / V de Oliveira	
16	DHORC-CD 225	Ruapuna	17-Mar		S White	V de Oliveira	M Thorpe
17	DHORC-CD 226 (SR5)	Ruapuna	17-Mar	Sprint Races	V de Oliveira	M Thorpe	S White
18	DHORC-CD 227	Franciacorta	14-Apr		S White	T Gray	A Smith
19	DHORC-CD 228	Franciacorta	14-Apr		V de Oliveira	M Thorpe	C Cooper
20	DHORC-CD 229 (SR6)	Franciacorta	14-Apr	Sprint Races	V de Oliveira	M Thorpe	T Gray
21	DHORC-CD 230	Fortaleza	26-May		V de Oliveira	M Thorpe	S White
22	DHORC-CD 231	Fortaleza	26-May		V de Oliveira	M Thorpe	S Whittaker
23	DHORC-CD 232 (SR7)	Fortaleza	26-May	Sprint Races	S Whittaker	V de Oliveira / M Thorpe / S White	
24	DHORC-CD 233	Fuji	16-Jun		S Goodlip	M Thorpe	S White
25	DHORC-CD 234	Fuji	16-Jun		S Goodlip	M Thorpe	A Smith
26	DHORC-CD 235 (SR8)	Fuji	16-Jun	Sprint Races	S Goodlip	S White	A Smith
27	DHORC-CD 236	Okayama	07-Jul		V de Oliveira (11)	S Goodlip	M Thorpe
28	DHORC-CD 237	Okayama	07-Jul		S Goodlip (8)	M Thorpe	V de Oliveira
29	DHORC-CD 238 (SR9)	Okayama	07-Jul	Sprint Races	S White	S Goodlip	T Gray
30	DHORC-CD 239	Watkins Glen	21-Jul		S Whittaker	C Cooper	A Smith
31	DHORC-CD 240	Watkins Glen	21-Jul		M Thorpe (3)	S Goodliip	C Cooper/A Smith
32	DHORC-CD 241 (SR10)	Watkins Glen	21-Jul	Sprint Races	S Whittaker	S Goodlip	T Gray
33	DHORC-CD 242	Sonoma	08-Sep		C Cooper/S Whittaker (5)		L Smith
34	DHORC-CD 243	Sonoma	08-Sep		L Smith (1)	S Goodlip	C Cooper
35	DHORC-CD 244 (SR11)	Sonoma	08-Sep	Sprint Races	C Cooper (2)/S White (9)		S Goodlip
36	DHORC-CD 245	25-Sep	25-Sep		M Thorpe (4)	A Smith	T Gray
37	DHORC-CD 246	25-Sep	25-Sep		S Goodlip	M Thorpe	T Gray
38	DHORC-CD 247 (SR12)	25-Sep	25-Sep	Sprint Races	T Gray	A Smith	T Whittaker
3	*NASCAR 3/2026*	*26-Sep*	*26-Sep*	*NASCAR*	*T Gray (1)*	*M Thorpe*	*P Rees*
39	DHORC-CD 248	26-Sep	26-Sep		T Gray (3)	P Rees	L Hobson
40	DHORC-CD 249	26-Sep	26-Sep		S Goodlip	V de Oliveira	T Gray
41	DHORC-CD 250 (SR13)	26-Sep	26-Sep	Sprint Races	S Goodlip	V de Oliveira	N Sismey
4	*NASCAR 4/2026*	*26-Sep*	*26-Sep*	*NASCAR*	*L Smith (1)*	*V de Oliveira*	*P Rees*
42	DHORC-CD 251	26-Sep	26-Sep		S Goodlip	V de Oliveira	T Gray
43	DHORC-CD 252	26-Sep	26-Sep		N Sismey (1)	V de Oliveira	S Goodlip
44	DHORC-CD 253	26-Sep	26-Sep	Sprint Races	S Goodlip (13)	T Gray	N Sismey
5	*NASCAR 5/2026*	*26-Sep*	*26-Sep*	*NASCAR*	*S Goodlip (2)*	*P Rees*	*N Sismey*



5. *Thank you for the quick pack up of Road America*

Thank you to all who helped pack away Road America. In less than 30-minutes it was lights out!

https://malcsmodels.co.uk/

Malcs

MODELS • ILKESTON

10% Discount

for all Members

6. Reuben's act of kindness

Having decided to concentrate on HO racing from the end of 2025 **Reuben Litherland** (left) kindly donated his Carrera car box to new 2026 racer **Ryan Goodere**. It was the right decision for Reuben as he currently leads the HO Championship.

Derby HO Racing Club

www.dhorc.co.uk

dhorc

SmartRa(((e

Carrera DIGITAL

Winning Manufacturers

(253* Club Nights)

Audi - 69

Porsche - 59

McLaren - 55

BMW - 26

Ferrari - 24

Corvette - 19

Aston - 11

Lambo - 1

* 12 off tied wins

7. 1st Nanpantan Scouts 22/23Sep26 - Tuesday

With thanks to **José Borges**, **Phil Rees** and **Nick Sismey** we had a great early evening session of HO racing with the **1st Nanpantan Scout Group** 6-8 year old Beavers between 17:45 and 19:15 hours on 22Sep26 in their superb Scout Hut. The noise was unbelievable, but they never stopped racing for the full 90 minutes!

Then from 19:45 hours through to 21:15 hours we switched to the older Scouts.

1992 to 2026 Derby HO Racing Club
www.dhorc.co.uk
1,000 Club Nights
dhorc
TOMY AFX TYCO Carrera DIGITAL

2026 Facts

06Jan26 - 26Sep26

HO F1&GC | Carrera DIGITAL 132 | dhorc + dhorc

Club Nights		
27	44	71
Members*		
42	26	68
Races		
1,701	1,199	2,900
Laps		
32,154	63,089	95,243
Feet		
3,242,749	9,094,325	12,337,074
Miles		
614	1,722	2,336

* Carrera Digital number covers Members who only race CD not HO as well.

Totals



Phil (top right) was in charge of the power which was turned down for the Beavers but then upped to 15V for the Scouts.

José (top right) looked after the other end of our approx. 100' long 4-lane Tomy AFX track.

Nick ran Race Control with the help of **Euan Rhodes** (centre left)

While Beavers just took it in turns to drive the Scouts ran four off 2-minute Qualifying rounds with our Porsche 924 Lexans on Bulldog chassis.

The top four then had a Final to see who the Champion for the evening would be. **Arran Paul** took top honours on Tuesday.

One evening down, one to go!

1992 to 2026 Derby HO Racing Club
www.dhorc.co.uk
1,000 Club Nights
dhorc
TOMY AFX TYCO Carrera DIGITAL

All-time Facts

07Jul92 - 26Sep26

HO F1&GC | Carrera DIGITAL 132 | dhorc + dhorc SmartRace

Club Nights		
778	253	1,031
Members*		
325	31	356
Races		
109,045	6,087	115,132
Laps		
1,801,271	355,347	2,156,618
Feet		
210,301,575	48,975,871	259,277,446
Miles		
39,830	9,276	49,106

* Carrera Digital number covers Members who only race CD not HO as well.

Totals

DERBY H:O RACING CLUB

1st Nanpantan Scouts - 22Sep26

RESULTS

QUALIFYING			FINAL POSITIONS			FASTEST LAPS				BEST RACE LAPS (3 MINS)		
POS	SCOUT	LAPS	POS	SCOUT		POS	SCOUT	TIME	MPH	POS	SCOUT	LAPS
1	Zosia Trzeciakiewicz	34.8	1	Arran Pull		1	George Stafford	9.45	7.215	1	Arran Pull	10.0
2	Remy Flitton	33.5	2	Zosia Trzeciakiewicz		2	Remy Flitton	9.76	6.986	2	Remy Flitton	9.8
3	Arran Pull	33.1	3	Remy Flitton		3	Albert Prokuski	9.80	6.957	3	Isla May Law	9.3
4	Isla May Law	33.0	4	Isla May Law		4	Finlay Jones	9.83	6.936	3	Reuben Dent	9.3
5	Reuben Dent	32.8	5	Reuben Dent		5	Ronnie Nash	9.99	6.825	5	Zosia Trzeciakiewicz	9.2
6	Rosie Law	32.2	6	Rosie Law		6	Arran Pull	10.00	6.818	6	Rosie Law	8.9
7	Jack Goodwin	32.0	7	Jack Goodwin		7	Jack Dent	10.22	6.671	7	Jack Goodwin	8.7
8	James Tomkins	31.6	8	James Tomkins		8	Isla May Law	10.34	6.594	8	Ben Miles	8.6
9	Ben Matthewman	31.0	9	Ben Matthewman		9	James Tomkins	10.36	6.581	9	Ellie Buswell	8.3
10	Ellie Buswell	30.5	10	Ellie Buswell		10	Reuben Dent	10.75	6.342	9	James Tomkins	8.3
11	Francesca Farmer	30.2	11	Francesca Farmer		11	Ben Matthewman	10.92	6.244	11	Francesca Farmer	8.1
12	Albert Prokuski	29.9	12	Albert Prokuski		12	Jack Goodwin	10.99	6.204	11	Ben Matthewman	8.1
13	Finlay Jones	29.7	13	Finlay Jones		13	Harvey Tack	11.05	6.170	13	Albert Prokuski	7.9
14	Jack Dent	29.6	14	Jack Dent		14	Adonis Caleb Olaru	11.08	6.154	13	George Stafford	7.9
15	Ben Miles	29.5	15	Ben Miles		15	Rosie Law	11.17	6.104	15	Finlay Jones	7.8
16	George Stafford	28.0	16	George Stafford		16	Ben Miles	11.37	5.997	15	Jessica Diaper	7.8
17	Jessica Diaper	27.8	17	Jessica Diaper		17	Ethan Arrowsmith	11.48	5.939	15	Jack Dent	7.8
18	Harvey Tack	27.5	18	Harvey Tack		18	Zosia Trzeciakiewicz	11.51	5.924	15	Harvey Tack	7.8
19	Adonis Caleb Olaru	26.9	19	Adonis Caleb Olaru		19	Ellie Buswell	11.77	5.793	19	Ethan Arrowsmith	7.6
20	Ethan Arrowsmith	25.6	20	Ethan Arrowsmith		20	Francesca Farmer	11.91	5.725	20	Adonis Caleb Olaru	7.2
21	Ronnie Nash	23.0	21	Ronnie Nash		21	Jessica Diaper	12.27	5.557	21	Ronnie Nash	7.1

DERBY H:O RACING CLUB

1st Nanpantan Scouts - 22Sep26

QUALIFYING AND FINAL RACE RESULTS

CL	NAME	ROUND 1		ROUND 2		ROUND 3		ROUND 4		QUAL	FIN	FINAL 1		BEST		TOTAL
		LAPS	TIME	LAPS	TIME	LAPS	TIME	LAPS	TIME	LAPS	POS	LAPS	TIME	LAP	TIME	LAPS
A	Zosia Trzeciakiewicz	8.3	11.69	8.8	12.50	9.2	11.51	8.5	12.05	34.8	A2	8.4	11.73	9.2	11.51	43.2
A	Remy Flitton	7.3	12.58	9.8	11.21	8.1	11.78	8.3	12.69	33.5	A3	8.4	9.76	9.8	9.76	41.9
A	Arran Pull	9.2	10.00	8.1	10.01	7.9	12.14	7.9	11.59	33.1	A1	10.0	10.27	10.0	10.00	43.1
A	Isla May Law	7.3	13.26	9.3	10.34	8.3	12.11	8.1	10.93	33.0	A4	7.3	12.55	9.3	10.34	40.3
A	Reuben Dent	7.1	10.75	9.3	101.20	8.3	11.82	8.1	12.01	32.8	B			9.3	10.75	32.8
A	Rosie Law	8.0	11.40	8.9	11.17	8.2	11.57	7.1	14.94	32.2	C			8.9	11.17	32.2
A	Jack Goodwin	8.7	11.18	8.3	10.99	7.3	11.89	7.7	13.43	32.0	D			8.7	10.99	32.0
A	James Tomkins	7.4	13.64	8.3	10.36	8.3	11.03	7.6	11.81	31.6	E			8.3	10.36	31.6
A	Ben Matthewman	8.1	10.92	8.1	11.32	7.6	12.96	7.2	13.30	31.0	F			8.1	10.92	31.0
A	Ellie Buswell	8.2	11.77	6.5	12.57	8.3	12.12	7.5	13.23	30.5	G			8.3	11.77	30.5
A	Francesca Farmer	7.2	12.37	7.8	11.93	7.1	13.04	8.1	11.91	30.2	H			8.1	11.91	30.2
A	Albert Prokuski	7.3	12.84	7.3	9.80	7.4	12.03	7.9	11.65	29.9	I			7.9	9.80	29.9
A	Finlay Jones	6.9	15.26	7.3	12.13	7.7	9.96	7.8	9.83	29.7	J			7.8	9.83	29.7
A	Jack Dent	7.5	10.87	7.8	10.22	7.0	11.26	7.3	12.84	29.6	K			7.8	10.22	29.6
A	Ben Miles	7.3	13.68	8.6	11.37	6.3	12.85	7.3	13.80	29.5	L			8.6	11.37	29.5
A	George Stafford	6.8	13.46	6.0	15.37	7.9	11.66	7.3	9.45	28.0	M			7.9	9.45	28.0
A	Jessica Diaper	7.0	12.27	6.0	13.41	7.8	13.21	7.0	13.08	27.8	N			7.8	12.27	27.8
A	Harvey Tack	7.8	11.84	7.5	11.05	5.1	13.31	7.1	14.27	27.5	O			7.8	11.05	27.5
A	Adonis Caleb Olaru	5.9	13.27	7.1	11.08	7.2	12.02	6.7	13.41	26.9	P			7.2	11.08	26.9
A	Ethan Arrowsmith	6.0	16.50	7.6	11.48	5.3	19.55	6.7	14.00	25.6	Q			7.6	11.48	25.6
A	Ronnie Nash	3.7	14.82	6.6	12.81	7.1	9.99	5.6	14.03	23.0	R			7.1	9.99	23.0
														TOTAL LAPS		666.3

Derby HO Racing Club
www.dhorc.co.uk
dhorc
Home of HO Le Mans
TOMY AFX TYCO
Official Clothing
Derby HO Racing Club
www.dhorc.co.uk
dhorc
SmartRa(((e
Carrera DIGITAL
Contact
Nick Sismey
Original DHORC
Polo Shirts
or Carrera DIGITAL 132
Original DHORC
T-Shirts
or Carrera DIGITAL 132
Original DHORC
Hoodies
or Carrera DIGITAL 132
Original DHORC
Caps & Beanies
or Carrera DIGITAL 132

Wednesday

With thanks to **José Borges** (who had brought his own DIY noise cancelling devices 😆), **John Lamb, Nick Sismey** and **Dave Trantom** (who's grandson was racing) our second night at the 1st Nanpantan Scout Group running a 4-lane track for a different group of Beavers went down a treat.

Susan Smith, the Leader in charge of the Beavers, ensured they all had several two-minute runs each and then organised two team events which went down really well.

We then had a new group of Scouts later on who ran in a full race simulation like Tuesday.

Derby HO Racing Club
dhorc
Carrera
DIGITAL 132
Razorlite
Urethane Tyres and 1/32nd Wheels & Inserts
Visit our
Facebook Page
or the back of
this magazine

Razor and his band of Scout marshals!

Dave marshalling the banking

José and his noise cancelling devices!

Nick at Race Control

DERBY H:O RACING CLUB

1st Nanpantan Scouts - 22Sep26

RESULTS

QUALIFYING			FINAL POSITIONS			FASTEST LAPS				BEST RACE LAPS (3 MINS)		
POS	SCOUT	LAPS	POS	SCOUT		POS	SCOUT	TIME	MPH	POS	SCOUT	LAPS
1	Bella Jordan	33.9	1	Ernie Aust		1	Laksh Shah	9.41	7.246	1	Joshua Walton	9.8
2	Laksh Shah	33.8	2	Bella Jordan		2	Bella Jordan	9.80	6.957	2	Ernie Aust	9.3
3	Annabelle Bailey	31.2	3	Annabelle Bailey		3	May Tomlinson	9.88	6.901	2	Bella Jordan	9.3
4	Ernie Aust	31.0	4	Laksh Shah		4	Theo Walton	9.92	6.873	4	May Tomlinson	9.0
5	Joshua Walton	30.9	5	Joshua Walton		5	Reuben Bramley-Jarram	10.32	6.607	5	Josh Shah	8.9
6	Hughie Tomlinson	30.5	6	Hughie Tomlinson		6	George Donnelly	10.50	6.494	6	Hughie Tomlinson	8.8
6	May Tomlinson	30.5	7	May Tomlinson		7	Joshua Walton	10.78	6.325	7	Laksh Shah	8.6
8	Reuben Bramley-Jarram	30.0	8	Reuben Bramley-Jarr		8	Ernie Aust	10.94	6.232	8	Reuben Bramley-Jarram	8.3
9	Josh Shah	29.5	9	Josh Shah		9	Hughie Tomlinson	10.96	6.221	8	George Donnelly	8.3
10	Theo Walton	29.2	10	Theo Walton		10	Layla Tack	11.09	6.148	10	Ettie Aust	8.2
10	Layla Tack	29.2	11	Layla Tack		11	Tegan Donnelly	11.16	6.109	11	Annabelle Bailey	8.1
12	Billy Cooper	29.1	12	Billy Cooper		12	Annabelle Bailey	11.18	6.099	12	Billy Cooper	8.0
13	Ettie Aust	27.9	13	Ettie Aust		13	Billy Cooper	11.21	6.082	12	Thomas Penny	8.0
14	George Donnelly	27.4	14	George Donnelly		14	Josh Shah	11.76	5.798	14	Theo Walton	7.9
15	Otto Hardy	27.0	15	Otto Hardy		15	Thomas Penny	12.47	5.468	15	Layla Tack	7.7
16	Thomas Penny	26.5	16	Thomas Penny		16	Otto Hardy	12.71	5.364	16	Otto Hardy	7.6
17	Tegan Donnelly	25.4	17	Tegan Donnelly		17	Ettie Aust	12.88	5.294	17	Tegan Donnelly	7.2

Congratulations to Ernie Aust for taking the Wednesday night Scout win.

DERBY H:O RACING CLUB

1st Nanpantan Scouts - 23Sep26

QUALIFYING AND FINAL RACE RESULTS

CL	NAME	ROUND 1		ROUND 2		ROUND 3		ROUND 4		QUAL	FIN	FINAL 1		BEST		TOTAL
		LAPS	TIME	LAPS	TIME	LAPS	TIME	LAPS	TIME	LAPS	POS	LAPS	TIME	LAP	TIME	LAPS
A	Bella Jordan	8.0	12.20	9.3	9.80	8.5	12.59	8.1	12.32	33.9	A2	9.1	10.01	9.3	9.80	43.0
A	Laksh Shah	8.2	11.78	8.6	9.41	8.4	11.05	8.6	11.82	33.8	A4	7.1	10.12	8.6	9.41	40.9
A	Annabelle Bailey	7.5	11.73	7.9	11.18	7.7	12.02	8.1	11.51	31.2	A3	7.8	12.62	8.1	11.18	39.0
A	Ernie Aust	7.7	11.59	9.0	11.88	6.9	12.15	7.4	12.42	31.0	A1	9.3	10.94	9.3	10.94	40.3
A	Joshua Walton	6.4	16.03	9.8	10.78	7.2	13.81	7.5	15.38	30.9	B			9.8	10.78	30.9
A	Hughie Tomlinson	7.6	12.31	8.8	11.61	7.3	10.96	6.8	11.71	30.5	C			8.8	10.96	30.5
A	May Tomlinson	7.5	13.02	8.7	9.88	9.0	10.78	5.3	12.07	30.5	D			9.0	9.88	30.5
A	Reuben Bramley-Jarram	7.3	10.76	8.3	11.15	7.4	10.32	7.0	13.09	30.0	E			8.3	10.32	30.0
A	Josh Shah	6.2	13.49	8.9	11.89	6.3	12.11	8.1	11.76	29.5	F			8.9	11.76	29.5
A	Theo Walton	7.8	12.59	7.8	9.92	5.7	13.11	7.9	12.88	29.2	G			7.9	9.92	29.2
A	Layla Tack	7.1	11.94	7.5	11.09	7.7	12.51	6.9	15.26	29.2	H			7.7	11.09	29.2
A	Billy Cooper	8.0	12.09	7.0	11.21	6.1	50.00	8.0	12.68	29.1	I			8.0	11.21	29.1
A	Ettie Aust	5.2	16.63	8.2	13.13	7.8	12.88	6.7	16.46	27.9	J			8.2	12.88	27.9
A	George Donnelly	5.3	16.46	8.3	10.50	6.8	15.17	7.0	50.00	27.4	K			8.3	10.50	27.4
A	Otto Hardy	5.9	17.19	7.6	12.96	7.3	12.71	6.2	14.99	27.0	L			7.6	12.71	27.0
A	Thomas Penny	6.7	12.62	8.0	13.08	5.8	12.47	6.0	17.37	26.5	M			8.0	12.47	26.5
A	Tegan Donnelly	7.0	13.88	7.2	11.16	4.8	18.51	6.4	13.82	25.4	N			7.2	11.16	25.4
														TOTAL LAPS		536.3

DERBY H:O RACING CLUB

1st Nanpantan Scouts Leaders - 22/23Sep26

RESULTS

QUALIFYING			FINAL POSITIONS			FASTEST LAPS				BEST RACE LAPS (3 MINS)		
POS	SCOUT	LAPS	POS	SCOUT		POS	SCOUT	TIME	MPH	POS	SCOUT	LAPS
1	Ian Jordan	43.3	1	Ian Jordan		1	Ian Jordan	8.48	8.040	1	Ian Jordan	12.1
2	Euan Rhodes	38.5	2	Joe Putt		2	Ed Arrowsmith	9.65	7.065	2	Ed Arrowsmith	10.3
3	Ed Arrowsmith	37.5	3	Abigail Pack		3	Euan Rhodes	9.67	7.051	3	Euan Rhodes	10.1
4	Joe Putt	36.6	4	Emma Hopper		4	Joe Putt	10.04	6.791	4	Joe Putt	9.9
5	Emma Hopper	33.2	5	Euan Rhodes		5	Emma Hopper	10.97	6.215	5	Emma Hopper	9.3
5	Abigail Pack	33.2	6	Ed Arrowsmith		6	Abigail Pack	11.37	5.997	6	Abigail Pack	9.1

We then finished off the two evenings with a race for the Scout Leaders. Congratulations to **Ian Jordan** (second left) for taking the win. A big thank you also to **Joe Putt** (left) for contacting us and organising the two evenings

DERBY H:O RACING CLUB

1st Nanpantan Scouts Leaders - 22/23Sep26

QUALIFYING AND FINAL RACE RESULTS

CL	NAME	ROUND 1		ROUND 2		ROUND 3		ROUND 4		QUAL	FIN	FINAL 1		BEST		TOTAL
		LAPS	TIME	LAPS	TIME	LAPS	TIME	LAPS	TIME	LAPS	POS	LAPS	TIME	LAP	TIME	LAPS
A	Ian Jordan	10.8	8.48	10.6	9.12	9.8	9.08	12.1	8.89	43.3	A1	11.0	8.99	12.1	8.48	54.3
A	Euan Rhodes	9.3	9.67	10.1	10.60	9.1	11.02	10.0	9.81	38.5	B			10.1	9.67	38.5
A	Ed Arrowsmith	9.3	9.82	10.3	9.65	8.9	11.28	9.0	11.22	37.5	C			10.3	9.65	37.5
A	Joe Putt	9.8	10.79	9.6	11.27	9.2	10.56	8.0	10.69	36.6	A2	9.9	10.04	9.9	10.04	46.5
A	Emma Hopper	7.6	11.93	9.3	10.97	7.8	13.37	8.5	11.27	33.2	A4	8.0	11.81	9.3	10.97	41.2
A	Abigail Pack	8.2	12.52	9.1	11.53	8.1	11.37	7.8	13.34	33.2	A3	8.3	11.99	9.1	11.37	41.5
														TOTAL LAPS		259.5

Nick Sismey

Race Report

Road America

Round 36

Carrera DIGITAL 132

25th September 2026

A very cheeky smile from Martin Thorpe who only drove on Friday but won the first race of the night!

Road America (USA)

Previous Results

				1st	2nd	3rd
DHORC-CD 112	09-Jul	2024	145'3"	S Goodlip	S White	L Blacker
DHORC-CD 113	09-Jul	2024	145'3"	S Goodlip	V de Oliveira	M Thorpe
DHORC-CD 114	09-Jul	2024	145'3"	S Goodlip	V de Oliveira	S White
DHORC-CD 115	30-Jul	2024	145'3"	V de Oliveira	S White	M Thorpe
DHORC-CD 116	30-Jul	2024	145'3"	V de Oliveira	M Thorpe	D Garbett
DHORC-CD 117	30-Jul	2024	145'3"	V de Oliveira (3)	S White	D Garbett
DHORC-CD 245	25-Sep	2026	145'3"	M Thorpe (1)	A Smith	T Gray
DHORC-CD 246	25-Sep	2026	145'3"	S Goodlip	M Thorpe	T Gray
DHORC-CD 247 (SR-12)	25-Sep	2026	145'3"	T Gray	A Smith	T Whittaker
NASCAR 3/2026	*26-Sep*	*2026*	*145'3"*	*T Gray (1)*	*M Thorpe*	*P Rees*
DHORC-CD 248	26-Sep	2026	145'3"	T Gray (2)	P Rees	L Hobson
DHORC-CD 249	26-Sep	2026	145'3"	S Goodlip	V de Oliveira	T Gray
DHORC-CD 250 (SR-13)	26-Sep	2026	145'3"	S Goodlip	V de Oliveira	N Sismey
NASCAR 4/2026	*26-Sep*	*2026*	*145'3"*	*L Smith (1)*	*V de Oliveira*	*P Rees*
DHORC-CD 251	26-Sep	2026	145'3"	S Goodlip	V de Oliveira	T Gray
DHORC-CD 252	26-Sep	2026	145'3"	N Sismey (1)	V de Oliveira	S Goodlip
DHORC-CD 253 (SR-14)	26-Sep	2026	145'3"	S Goodlip (8)	T Gray	N Sismey
NASCAR 5/2026	*26-Sep*	*2026*	*145'3"*	*S Goodlip (1)*	*P Rees*	*N Sismey*

Circuit Records

Lap Length 145'3"

Qualifying / Fastest Lap

GT	V de Oliveira	26Sep26
	8.856 secs (11.183 mph)	

Race Laps (15 Mins)

GT	V de Oliveira	30Jul24
	79.0 Laps	

Race Laps (5 Mins)

GT	V de Oliveira	26Sep26
	31.3 Laps	

Race Laps (5 Mins) NASCAR

NASCAR	T Gray	25-Sep-26
	26.0 Laps	

Evening Group Points

GT	V de Oliveira	30Jul24
	M Thorpe	30Jul24
	27 Points	

Having raced at the HO dhorcingham oval in July Luke Hobson ran in his first Carrera Digital event of the year at Road America. He won his very first Group C race and then went on to take 8 out of 9 Group wins over the weekend. Things would get even better!

Road America Carrera DIGITAL 132 Friday PM 25Sep26

Race Groups - Issue 3 (18:00 Hours to 22:00 Hours)

Grp	Competitor	Rank
A		
A1	S Goodlip (ER-1) (SR-1)	3.037
A2	A Smith	4.259
A3	S Whittaker	4.259
A4	T Gray	6.111
A5	M Thorpe (ER-1)	7.370
A6	T Whittaker	8.778
B		
B1	L Smith (ER-1)	10.037
B2	N Sismey	12.370
B3	J Kalyan	15.741
B4	B Whitehouse	15.852
B5	P Rees	15.926
B6	S Gray	15.926
C		
C1	J Borges	16.296
C2	L Hobson	17.296
C3	D Kalyan	18.667
C4	R Booth	19.259
C5	M Dutson	19.407
C6	A Staniec	20.148
Unavailable		
U1	V de Oliveira (ER-4) (SR-1)	2.444
U2	S White (SR-1)	5.333
U3	C Cooper (ER-1) (SR-1)	5.667
U4	K Spink	7.074
U5	S Bradley	10.667
U6	L Blacker	12.185

Grp	Competitor	Rank
D		
D1	D Trantom	23.111
D2	M Graham	24.370
D3	L Stokes	24.741
D4	A Mason	25.852
D5	D Russell	New
D6		
E		
E1		
E2		
E3		
E4		
E5		
E6		
Unavailable		
U7	N Jarram	12.333
U8	J Woodhouse	12.407
U9	A Mitro	12.852
U10	D Edwards	13.074
U11	J Wardle	14.259
U12	T Mullen	14.481
U13	J Bowles	18.370
U14	G Ng	19.778
U15	A Woodhouse	19.815
U16	C Blake	21.222
U17	R Goodere	22.852
U18	I Cowlishaw	23.667
U19	S Rankin	24.185
U20	L Edwards	25.630

Key: Angus averaged 3.000 two races ago, Steve 4.667, so Angus A2*
Phil averaged 16.000 two races ago, Stuart 19.667, so Phil B5*
*Note: Both of the above had the same scores in the last race.

Lee Stokes also only ran on Friday night. His 14th in the first round of the night was a PB finish and gave him his fourth straight Group win.

Martin kicks off the Weekend with the first win!

Martin Thorpe kicked off the first of nine Club Nights (Six 15-minute Endurance Races & three 5-minute Sprint Races) on the 145'3 undulating Road America track with his fourth victory of the year and the ninth in his career. His Porsche 911, carrying a 1-lap penalty, beat **Angus Smith's** McLaren by the smallest of margins, a tenth of a lap, 73.3 to 73.2 laps. **Tom Gray's** BMW joined them on 73.0 laps as he crossed the finishing line just as the power ebbed away.

We had 23 racers on the grid for our first session of three over the weekend with newbie **Daryl Russell** joining the fray running **Nick Sismey's** back up Porsche 911 after taking some quick digital racing lessons from **Phil Rees** before the evening started at 6pm on Friday night.

Simon Goodlip, fourth home in Group A, would have been on the podium without his 1-lap penalty. However he would take a record 87th (17th) Pole with his Audi R8, his seventh in a row equalling his own PB. The record however, set by the absent Victor de Oliveira, who would be racing on Saturday, is 12. Simon would also take his 70th (13th) fastest lap during the race.

Group B winner **Nick Sismey** took fifth overall with his Gulf Porsche 911 with **Luke Hobson** racing for the first time in Carrera Digital this year with his Porsche 911 taking his very first Group win, the C, in his tenth race start. He would also finish in tenth. **Lee Stokes** in his 13th start took the Group D win in 14th, his fourth straight Group win, which was a PB finish for him.

We had no less than ten Personal Bests in Round 36. Of those above both Luke and Lee would record two. Luke's tenth place finish would beat his 12th back on 29Nov25 at Bathurst while his 14th position in fastest laps at the same meeting became ninth here. Lee's 14th at the flag would beat his 15th at Sonoma on 08Sep26, while he was one of 11 racers who had never run at Road America before and so shared 13th on the grid with all of them, beating his 21st at Sonoma.

Four others of the 11 mentioned above also set PB grid positions, with only **Macaully Dutson's** previous best being outside this year. His sixth at Road America beat his seventh way back on 08Jun24 at Le Mans. **Andy Mason's** 19th at Fortaleza on 26May26 was now 13th as was **Dave Trantom's** 16th on 21Jul26 at Watkins Glen. **Mike Graham's** 16th placed grid slot at Fuji-Speedway on 16Jun26 also reduces three places to 13th in Round 36. Mike would then take 16th in the race beating his 20th at Fuji while Andy being 18th past the flag beat his 20th on 31Jan26 at Monza.

Liam Smith, having won the previous Endurance Race at Sonoma Raceway was carrying a one lap penalty into the Road America weekend. He would lose that immediately becoming our 24th different Wooden Spoon winner of the year in 23rd.

Our newest recruit Daryl Russell taking Carrera Digital training from our top instructor Phil Rees prior to Friday evening's races.

Daryl was only going to race Friday PM and Saturday AM, but when we couldn't work out why the Race Group numbers weren't correct on Saturday PM we realised he had decided to stay!

In his first nine Club Nights he took a PB of 10th.

Carrera DIGITAL 132 — Road America Carrera Digital Race 36 - 25 September 2026

SmartRace

Qualifying

Pos	Competitor	Time	MPH
1	S Goodlip	9.614	10.301
2	A Smith	10.176	9.732
3	M Thorpe	10.411	9.512
4	L Smith	10.585	9.356
5	P Rees	10.868	9.112
6	M Dutson	11.054	8.959
7	S Gray	11.157	8.876
8	N Sismey	11.171	8.865
9	D Kalyan	11.182	8.857
10	R Booth	11.240	8.811
11	J Kalyan	11.667	8.488
12	A Staniec	12.376	8.002
13	A Mason	DNQ	DNQ
13	B Whitehouse	DNQ	DNQ
13	D Russell	DNQ	DNQ
13	D Trantom	DNQ	DNQ
13	J Borges	DNQ	DNQ
13	L Hobson	DNQ	DNQ
13	L Stokes	DNQ	DNQ
13	M Graham	DNQ	DNQ
13	S Whittaker	DNQ	DNQ
13	T Gray	DNQ	DNQ
13	T Whittaker	DNQ	DNQ

Final Position

Pos	Grp	Fin	Pts	Competitor	Laps	Pts
1	A5	A1	10	M Thorpe (ER-1)	73.3	40
2	A2	A2	5	A Smith	73.2	33
3	A4	A3	5	T Gray	73.0	29
4	A1	A4	3	S Goodlip (ER-1)	72.7	26
5	B2	B1	7	N Sismey	70.9	24
6	B5	B2	8	P Rees	68.8	22
7	A6	A5	3	T Whittaker	68.3	21
8	A3	A6	1	S Whittaker	67.6	20
9	B3	B3	4	J Kalyan	65.4	19
10	C2	C1	7	L Hobson	64.1	18
11	B4	B4	3	B Whitehouse	63.0	17
12	C3	C2	6	D Kalyan	62.8	16
13	B6	B5	3	S Gray	61.7	15
14	D3	D1	8	L Stokes	59.7	14
15	C6	C3	7	A Staniec	59.1	13
16	D2	D2	5	M Graham	55.9	12
17	D5	D3	6	D Russell	55.4	11
18	D4	D4	3	A Mason	54.7	10
19	C1	C4	3	J Borges	50.4	9
20	D1	D5	2	D Trantom	49.7	8
21	C4	C5	2	R Booth	48.4	7
22	C5	C6	1	M Dutson	45.2	6
23	B1	B6	1	L Smith (ER-1)	19.9	5

Fastest Lap

Pos	Grp	Competitor	Time	MPH	Pts
1	A1	S Goodlip	9.521	10.402	5
2	A6	T Whittaker	9.998	9.905	4
3	A2	A Smith	10.098	9.807	3
4	B1	L Smith	10.319	9.597	2
5	A5	M Thorpe	10.330	9.587	1
6	A3	S Whittaker	10.341	9.577	
7	A4	T Gray	10.357	9.562	
8	B2	N Sismey	10.398	9.524	
9	C2	L Hobson	10.902	9.084	
10	B5	P Rees	10.997	9.006	
11	C1	J Borges	11.257	8.798	
12	B3	J Kalyan	11.292	8.770	
13	C5	M Dutson	11.350	8.725	
14	C4	R Booth	11.692	8.470	
15	C3	D Kalyan	11.808	8.387	
16	B4	B Whitehouse	11.895	8.326	
17	C6	A Staniec	11.949	8.288	
18	B6	S Gray	11.993	8.258	
19	D5	D Russell	12.060	8.212	
20	D2	M Graham	12.121	8.170	
21	D3	L Stokes	12.258	8.079	
22	D4	A Mason	12.544	7.895	
23	D1	D Trantom	13.128	7.544	

Final Points

Pos	Competitor	Pts
1	M Thorpe (ER-1)	41
2	A Smith	36
3	S Goodlip (ER-1)	31
4	T Gray	29
5	T Whittaker	25
6	N Sismey	24
7	P Rees	22
8	S Whittaker	20
9	J Kalyan	19
10	L Hobson	18
11	B Whitehouse	17
12	D Kalyan	16
13	S Gray	15
14	L Stokes	14
15	A Staniec	13
16	M Graham	12
17	D Russell	11
18	A Mason	10
19	J Borges	9
20	D Trantom	8
21	R Booth	7
21	L Smith (ER-1)	7
23	M Dutson	6

Group Points

Pos	Competitor	Pts
1	M Thorpe (ER-1)	10
2	P Rees	8
2	L Stokes	8
4	L Hobson	7
4	N Sismey	7
4	A Staniec	7
7	D Kalyan	6
7	D Russell	6
9	A Smith	5
9	T Gray	5
9	M Graham	5
12	J Kalyan	4
13	S Goodlip (ER-1)	3
13	B Whitehouse	3
13	S Gray	3
13	T Whittaker	3
13	A Mason	3
13	J Borges	3
19	R Booth	2
19	D Trantom	2
21	S Whittaker	1
21	L Smith (ER-1)	1
21	M Dutson	1

Friday PM Group D – Daryl, Andy Mason, Lee, Mike Graham & Dave Trantom

Group C – Andrew Staniec, Macaully Dutson, Richard Booth, Daniel Kalyan, Luke & José Borges

Group B – Stuart Gray, Phil Rees, Bill Whitehouse, Jag Kalyan, Nick Sismey & Liam Smith

Race Report

Road America

Round 37

Carrera DIGITAL 132

25th September 2026

Simon Goodlip would dominate the Road America weekend with five race wins starting with Round 37. In the same race Liam would take his best American finish of third with his first of three Group wins. He would also team up with Simon in his NASCAR team on Saturday for the absent Martin, taking a win!

Simon takes 1st win since July

Simon Goodlip finally got back to the top step of the podium after missing out on eight previous occasions, several due to penalty laps. Here, free of any penalty laps, thanks to his fourth in Round 36 he was able to kick back into his stride and take his 54th (9th) win. However truth be told he was saved from second place this time thanks to Round 36 winner **Martin Thorpe** carrying a two lap penalty for the latter actually scored 76.9 laps to Simon's 76.3 so this time our two time champion benefitted from the ruling. Both **Tom Gray** and **Liam Smith**, with his Ferrari, took third on 72.3 laps, Liam taking the Group B win in the process.

Prior to the second Endurance Race of Friday evening Simon secured a record 88th (18th) Pole, with his eighth consecutive front row slot beating his PB seventh in the last round. He also took back-to-back fastest laps during the race to take him to 71 (14).

After taking his very first Group win in the previous round **Luke Hobson** repeated it here going back-to-back in Group C, his eighth place finish beating his tenth earlier while tenth on the grid beat his 12th at Bathurst on 29Nov26.

Group D belonged to **Dave Trantom** and his Porsche 911 where he was also setting improved scores. Finishing in 12th meant he beat his 15th at Bathurst and setting the 13th fastest lap beat his 16th at Autodromo di Franciacorta on 14Apr26.

Mike Graham was the only other improver in this round with the 14th fastest lap beating his 15th on 16Jun26 at Fuji.

As well as Tom and Liam taking third, we had **Ted Whittaker's** BMW and **Phil Rees'** Ferrari sharing sixth on 70.4 laps, Luke and **Steve Whittaker's** Audi R8 in joint eighth on 68.3 laps, with **Jag Kalyan** and **Nick Sismey** immediately following them with their Audi R8 and Porsche 911 on 68.1 laps both in tenth. Our fifth joint finishers in this round were **Richard Booth** with his McLaren and **Daniel Kalyan** with his new Audi R8 who took 14th with 64.3 laps, and our sixth, yes the sixth, being **Macaully Dutson's** Audi R8 and **Mike Graham's** Porsche 911 both on 57.8 laps in 20th.

José Borges and his Audi R8 were 23rd this time taking a record equalling third Wooden Spoon matching **Andy Mason** in 2026.



Dave refuelling before taking the first of five straight Group wins in Round 37. His best finish was 11th in Round 39. Dave without a cup of tea isn't Dave!

Road America Carrera Digital Race 37 - 25 September 2026

Carrera DIGITAL 132 | SmartRace

Qualifying

Pos	Competitor	Time	MPH
1	S Goodlip	9.521	10.402
2	T Whittaker	9.998	9.905
3	A Smith	10.098	9.807
4	L Smith	10.319	9.597
5	M Thorpe	10.330	9.587
6	S Whittaker	10.341	9.577
7	T Gray	10.357	9.562
8	N Sismey	10.398	9.524
9	P Rees	10.868	9.112
10	L Hobson	10.902	9.084
11	M Dutson	11.054	8.959
12	S Gray	11.157	8.876
13	D Kalyan	11.182	8.857
14	R Booth	11.240	8.811
15	J Borges	11.257	8.798
16	J Kalyan	11.292	8.770
17	B Whitehouse	11.895	8.326
18	A Staniec	11.949	8.288
19	D Russell	12.060	8.212
20	M Graham	12.121	8.170
21	L Stokes	12.258	8.079
22	A Mason	12.544	7.895
23	D Trantom	13.128	7.544

Final Position

Pos	Grp	Fin	Pts	Competitor	Laps	Pts
1	A1	A1	6	S Goodlip	76.3	40
2	A5	A2	8	M Thorpe (ER-2)	74.9	33
3	A4	A3	5	T Gray	72.3	29
3	B1	B1	6	L Smith	72.3	29
5	A2	A4	3	A Smith	71.9	24
6	A6	A5	3	T Whittaker	70.4	22
6	B5	B2	8	P Rees	70.4	22
8	A3	A6	1	S Whittaker	68.3	20
8	C2	C1	7	L Hobson	68.3	20
10	B2	B3	4	N Sismey	68.1	18
10	B3	B3	4	J Kalyan	68.1	18
12	D1	D1	6	D Trantom	64.7	16
13	B4	B5	2	B Whitehouse	64.4	15
14	C3	C2	6	D Kalyan	64.3	14
14	C4	C2	7	R Booth	64.3	13
16	D3	D2	6	L Stokes	62.5	12
17	D5	D3	6	D Russell	61.3	11
18	B6	B6	1	S Gray	60.9	10
19	C6	C4	5	A Staniec	58.9	9
20	C5	C5	2	M Dutson	57.8	8
20	D2	D4	3	M Graham	57.8	8
22	D4	D5	2	A Mason	55.6	6
23	C1	C6	1	J Borges	47.4	5

Fastest Lap

Pos	Grp	Competitor	Time	MPH	Pts
1	A1	S Goodlip	9.738	10.170	5
2	A3	S Whittaker	9.751	10.156	4
3	A4	T Gray	10.073	9.832	3
4	A6	T Whittaker	10.080	9.825	2
5	A2	A Smith	10.121	9.785	1
6	A5	M Thorpe	10.204	9.705	
7	B1	L Smith	10.319	9.597	
8	B2	N Sismey	10.379	9.542	
9	C1	J Borges	10.491	9.440	
10	C2	L Hobson	10.552	9.385	
11	B5	P Rees	10.727	9.232	
12	B3	J Kalyan	11.319	8.749	
13	D1	D Trantom	11.410	8.680	
14	D2	M Graham	11.602	8.536	
15	C3	D Kalyan	11.744	8.433	
16	C5	M Dutson	11.841	8.364	
17	C4	R Booth	11.863	8.348	
18	D3	L Stokes	11.928	8.303	
19	B6	S Gray	12.073	8.203	
20	D5	D Russell	12.177	8.133	
21	B4	B Whitehouse	12.200	8.118	
22	C6	A Staniec	12.211	8.110	
23	D4	A Mason	12.743	7.772	

Final Points

Pos	Competitor	Pts
1	S Goodlip	45
2	M Thorpe (ER-2)	33
3	T Gray	32
4	L Smith	29
5	A Smith	25
6	T Whittaker	24
6	S Whittaker	24
8	P Rees	22
9	L Hobson	20
10	N Sismey	18
10	J Kalyan	18
12	D Trantom	16
13	B Whitehouse	15
14	D Kalyan	14
15	R Booth	13
16	L Stokes	12
17	D Russell	11
18	S Gray	10
19	A Staniec	9
20	M Dutson	8
20	M Graham	8
22	A Mason	6
23	J Borges	5

Group Points

Pos	Competitor	Pts
1	M Thorpe (ER-2)	8
1	P Rees	8
3	L Hobson	7
3	R Booth	7
5	S Goodlip	6
5	L Smith	6
5	D Russell	6
5	D Kalyan	6
5	L Stokes	6
5	D Trantom	6
11	T Gray	5
11	A Staniec	5
13	N Sismey	4
13	J Kalyan	4
15	A Smith	3
15	T Whittaker	3
15	M Graham	3
18	B Whitehouse	2
18	M Dutson	2
18	A Mason	2
21	S Whittaker	1
21	S Gray	1
21	J Borges	1

Mike was our third "Friday evening" only racer at Road America taking three PBs including a best career finish of 16th in Round 36

Carrera DIGITAL 132

Group A – Ted Whittaker, Martin, Tom Gray, Steve Whittaker, Angus Smith & Simon

Race Report

Road America (SR12)

Round 38

Carrera DIGITAL 132

25th September 2026

Tom would take three victories in a row, all in different categories of race. His first was in our 12th Sprint Race of the year followed by the Friday evening NASCAR race and then the first Endurance Race of Saturday morning.
Steve ran Friday PM and Saturday AM taking a best of 4th in Round 39.

Tom takes second win of 2026

Tom Gray made it three different winners in three races on Friday night as he took his second win of the year in the Friday night 5-minute Sprint Race, to go with his Sonoma Endurance Race win on 20Jan26, taking him to four career wins. Being the first Sprint Race at Elkhart Lake Tom also set the benchmark of 28.0 laps as the record for our shorter race. **Angus Smith** made his first podium visit of the weekend with second on 27.7 laps while **Ted Whittaker** took his first of the year on 27.5 laps, in third, all three racers being in Group A.

Liam Smith took back-to-back Group B wins which equated to six out of the last seven Group wins for young Liam! While he was in fifth this time **Simon Goodlip** actually matched Tom on 28.0 laps, however a one lap penalty dropped him to that fifth place on 27.0 laps. Simon continued to add to his record tally of Poles though with his 89th (19th) increasing his PB of consecutive front grid slot starts to nine. He also took his third straight fastest lap notching up his 72nd (15th).

Luke Hobson continued to climb the charts, finishing seventh this time, one place better than the last race and he also recorded the eighth fastest lap beating his ninth from the first race of the evening. Added to that he made it three Group C wins in a row.

Dave Trantom went back-to-back on Group D wins finishing in 15th but took the 12th fastest lap, one place better than he achieved in the previous race.

José Borges unfortunately took back-to-back Wooden Spoons to take the lead in that category with four wins in 2026

Andy ran Friday PM & Saturday PM with a career best finish of 16th in Round 44

Jag was our fourth Friday PM only racer with a best finish of 9th in Round 36

Richard took a best finish of 12th in the final race of the weekend

Great to have Bill back for the first time since Monza where he would take a best finish of 10th in Rounds 39 & 42

Road America Carrera Digital Round 38 Sprint Race 12 - 25 September 2026

Qualifying

Pos	Competitor	Time	MPH
1	S Goodlip	9.521	10.402
2	S Whittaker	9.751	10.156
3	T Whittaker	9.998	9.905
4	T Gray	10.073	9.832
5	A Smith	10.098	9.807
6	M Thorpe	10.204	9.705
7	L Smith	10.319	9.597
8	N Sismey	10.379	9.542
9	J Borges	10.491	9.440
10	L Hobson	10.552	9.385
11	P Rees	10.727	9.232
12	J Kalyan	11.292	8.770
13	M Dutson	11.350	8.725
14	D Trantom	11.410	8.680
15	M Graham	11.602	8.536
16	R Booth	11.692	8.470
17	D Kalyan	11.744	8.433
18	B Whitehouse	11.895	8.326
19	L Stokes	11.928	8.303
20	A Staniec	11.949	8.288
21	S Gray	11.993	8.258
22	D Russell	12.060	8.212
23	A Mason	12.544	7.895

Final Position

Pos	Grp	Fin	Pts	Competitor	Laps	Pts
1	A4	A1	4.5	T Gray	28.0	20.0
2	A2	A2	2.5	A Smith	27.7	16.5
3	A6	A3	3.5	T Whittaker	27.5	14.5
4	B1	B1	3.0	L Smith	27.1	13.0
5	A1	A4	1.5	S Goodlip (SR-1)	27.0	12.0
6	A5	A5	1.0	M Thorpe	26.1	11.0
7	C2	C1	3.5	L Hobson	25.7	10.5
8	B5	B2	4.0	P Rees	25.4	10.0
9	A3	A6	0.5	S Whittaker	25.1	9.5
10	B2	B3	2.0	N Sismey	25.0	9.0
11	B3	B4	1.5	J Kalyan	23.9	8.5
12	B4	B5	1.0	B Whitehouse	23.3	8.0
13	C3	C2	3.0	D Kalyan	23.0	7.5
14	C4	C3	2.5	R Booth	22.9	7.0
15	D1	D1	3.0	D Trantom	22.8	6.5
16	B6	B6	0.5	S Gray	22.7	6.0
17	D3	D2	3.0	L Stokes	22.2	5.5
18	D4	D3	2.5	A Mason	21.9	5.0
19	C6	C4	2.5	A Staniec	21.0	4.5
20	D5	D4	2.0	D Russell	20.3	4.0
21	C5	C5	1.0	M Dutson	20.0	3.5
22	D2	D5	1.0	M Graham	19.0	3.0
23	C1	C6	0.5	J Borges	18.7	2.5

Fastest Lap

Pos	Grp	Competitor	Time	MPH	Pts
1	A1	S Goodlip	9.418	10.515	2.5
2	A3	S Whittaker	9.708	10.201	2.0
3	A6	T Whittaker	9.789	10.117	1.5
4	B2	N Sismey	10.104	9.801	1.0
5	A6	M Thorpe	10.189	9.720	0.5
6	B1	L Smith	10.280	9.634	
7	A2	A Smith	10.334	9.583	
8	C2	L Hobson	10.433	9.492	
9	A5	T Gray	10.449	9.478	
10	C1	J Borges	10.585	9.356	
11	B5	P Rees	10.669	9.282	
12	D1	D Trantom	11.293	8.770	
13	B3	J Kalyan	11.488	8.621	
14	C4	R Booth	11.634	8.512	
15	C5	M Dutson	11.721	8.449	
16	D5	D Russell	11.789	8.401	
17	C6	A Staniec	11.806	8.388	
18	D3	L Stokes	11.943	8.292	
19	B6	S Gray	11.969	8.274	
20	C3	D Kalyan	12.029	8.233	
21	B4	B Whitehouse	12.113	8.176	
22	D2	M Graham	12.114	8.175	
23	D4	A Mason	12.635	7.838	

Final Points

Pos	Competitor	Pts
1	T Gray	20.0
2	A Smith	16.5
3	T Whittaker	16.0
4	S Goodlip (SR-1)	14.5
5	L Smith	13.0
6	M Thorpe	11.5
6	S Whittaker	11.5
8	L Hobson	10.5
9	P Rees	10.0
9	N Sismey	10.0
11	J Kalyan	8.5
12	B Whitehouse	8.0
13	D Kalyan	7.5
14	R Booth	7.0
15	D Trantom	6.5
16	S Gray	6.0
17	L Stokes	5.5
18	A Mason	5.0
19	A Staniec	4.5
20	D Russell	4.0
21	M Dutson	3.5
22	M Graham	3.0
23	J Borges	2.5

Group Points

Pos	Competitor	Pts
1	T Gray	4.5
2	P Rees	4.0
3	T Whittaker	3.5
3	L Hobson	3.5
5	L Smith	3.0
5	D Kalyan	3.0
5	D Trantom	3.0
5	L Stokes	3.0
9	A Smith	2.5
9	R Booth	2.5
9	A Staniec	2.5
9	A Mason	2.5
13	N Sismey	2.0
13	D Russell	2.0
15	J Kalyan	1.5
15	S Goodlip (SR-1)	1.5
17	B Whitehouse	1.0
17	M Thorpe	1.0
17	M Dutson	1.0
17	M Graham	1.0
21	S Whittaker	0.5
21	S Gray	0.5
21	J Borges	0.5

Stuart again helped to set up & run our spares department, 15th being his best finish, twice



Angus managed the Race Groups for all three sessions with a best of 2nd, twice



Phil kept the meeting going as usual with a best of 2nd in Round 39

Macaully ran Friday PM & Saturday AM helping with the Results service with a best finish of 20th in Round 37

Race Report

Road America

Round 39

Carrera DIGITAL 132

26th September 2026

Phil stepped away from Race Control just long enough to take second in Round 39

Road America Carrera DIGITAL 132 Saturday AM 26Sep26

Race Groups - Issue 5 (09:00 Hours to 13:00 Hours)

Grp	Competitor	Rank
A		
A1	V de Oliveira (ER-4) (SR-1)	2.444
A2	S Goodlip	3.037
A3	A Smith	4.259
A4	S Whittaker	4.259
A5	T Gray	6.111
A6	T Whittaker	8.778
B		
B1	L Smith	10.037
B2	N Jarram	12.333
B3	N Sismey	12.370
B4	J Woodhouse	12.407
B5	A Mitro	12.852
B6	D Edwards	13.074
C		
C1	B Whitehouse	15.852
C2	P Rees	15.926
C3	S Gray	15.926
C4	J Borges	16.296
C5	L Hobson	17.296
C6	D Kalyan	18.667
Unavailable		
U1	S White	5.333
U2	C Cooper	5.667
U3	K Spink	7.074
U4	M Thorpe	7.370

Grp	Competitor	Rank
D		
D1	R Booth	19.259
D2	M Dutson	19.407
D3	A Woodhouse	19.815
D4	A Staniec	20.148
D5	C Blake	21.222
D6		
E		
E1	D Trantom	23.111
E2	I Cowlishaw	23.667
E3	S Rankin	24.185
E4	L Edwards	25.630
E5	D Russell	New
E6		
Unavailable		
U5	S Bradley	10.667
U6	L Blacker	12.185
U7	J Wardle	14.259
U8	T Mullen	14.481
U9	J Kalyan	15.741
U10	J Bowles	18.370
U11	G Ng	19.778
U12	R Goodere	22.852
U13	M Graham	24.370
U14	L Stokes	24.741
U15	A Mason	25.852

Key: Angus averaged 3.000 two races ago, Steve 4.667, so Angus A3*
Phil averaged 16.000 two races ago, Stuart 19.667, so Phil C2*
*Note: Both of the above had the same scores in the last race.

Luke had an incredible weekend with 11 PBs, 8 Group wins and his first Podium finish.

Tom takes back-to-back wins

Tom Gray was clearly awake way before any of the other 27 racers on the grid for our Saturday morning session as he took his first back-to-back win following victory in the last race on Friday night. This was his third win of 2026, and fifth in his career. **Phil Rees** and his Ferrari had his best run of the weekend to date taking the Group C win and second overall, just 1.1 laps behind Tom's 75.5 laps. Meanwhile **Luke Hobson** continued his progress up the leaderboard with his first career podium, second to Phil in Group C on 72.8 laps in third. This beat his seventh in the previous race. He also started from ninth on the grid, one place better than his previous PB of tenth at the first Road America race last night.

With 28 racers starting the morning session, which would be the biggest grid of the weekend, this took us to 33 racers overall, with four more racers new to the Wisconsin track, all taking 25th on the grid. This meant we ran five Race Groups, A through to C with six racers, D and E with five.

Steve Whittaker and son **Ted Whittaker** made it three Group A racers in the top five, notable because they both finished in fourth on 72.4 laps with their BMW and Audi R8.

Nick Sismey took his second Group B win of the weekend in sixth on 70.4 laps, while **Andrew Staniec** and his Ford GT took his first, finishing in eighth on 70.1 laps, with the Group D win. Andrew actually holds the record for consecutive Group wins with 17, no-one else has reached double figures! **Dave Trantom** is trying his best to catch him with his third straight Group win in a row, his best run to date, this time in Group E with a PB finish of 11th beating his 12th in Round 37 last night. He would share his 11th place finish and 67.0 laps with **Daniel Kalyan** and his Audi R8.

Simon Goodlip found himself down in ninth on 69.7 laps in the first of six GT races on Saturday still carrying a one lap penalty, however he did set a record 90th Pole with his 20th of the year. This was his 10th straight front grid spot start beating his previous nine, but still two shy of record holder **Victor de Oliveira** on 12.

Victor was one of the nine new racers running at Road America Saturday morning. Unfortunately for him he was carrying a record four lap penalty going into his first race of the weekend, his 66.9 laps leaving him in 13th with his Aston Martin, whereas he would have taken sixth without the penalty. At least he loses a lap for Round 40. He did however take a record 90th (19th) fastest lap as he re familiarised himself with the Wisconsin track. So quick was he that his 9.221 second lap beat **Angus Smith's** track record of 9.380 seconds set during Qualifying at the Test on 02Jul24.

José Borges became the first Member to take a hattrick of Wooden Spoons taking him to five for the year, two ahead of Andy Mason.

Victor de Oliveira joined us Saturday morning taking four second place finishes and breaking the fastest lap and Sprint Race laps records at Road America

dhrc | Carrera DIGITAL 132 | SmartRace

Road America Carrera Digital Race 39 - 26 September 2026

Qualifying

Pos	Competitor	Time	MPH
1	S Goodlip	9.418	10.515
2	V de Oliveira	9.535	10.386
3	S Whittaker	9.708	10.201
4	T Whittaker	9.789	10.117
5	T Gray	10.073	9.832
6	N Sismey	10.104	9.801
7	A Smith	10.121	9.785
8	L Smith	10.280	9.634
9	L Hobson	10.433	9.492
10	J Borges	10.491	9.440
11	P Rees	10.669	9.282
12	D Edwards	11.125	8.902
13	D Trantom	11.293	8.770
14	R Booth	11.634	8.512
15	M Dutson	11.721	8.449
16	D Kalyan	11.744	8.433
17	D Russell	11.789	8.401
18	A Staniec	11.806	8.388
19	S Rankin	11.827	8.374
20	A Woodhouse	11.830	8.371
21	S Gray	11.969	8.274
22	J Woodhouse	11.983	8.265
23	B Whitehouse	12.113	8.176
24	L Edwards	12.540	7.897
25	A Mitro	DNQ	DNQ
25	C Blake	DNQ	DNQ
25	I Cowlishaw	DNQ	DNQ
25	N Jarram	DNQ	DNQ

Final Position

Pos	Grp	Fin	Pts	Competitor	Laps	Pts
1	A5	A1	10	T Gray	75.5	40
2	C2	C1	7	P Rees	74.4	33
3	C5	C2	8	L Hobson	72.8	29
4	A4	A2	7	S Whittaker	72.4	26
4	A6	A2	9	T Whittaker	72.4	26
6	B3	B1	8	N Sismey	70.4	22
7	B1	B2	5	L Smith	70.3	21
8	D4	D1	9	A Staniec	70.1	20
9	A2	A4	3	S Goodlip (ER-1)	69.7	19
10	C1	C3	4	B Whitehouse	69.4	18
11	C6	C4	5	D Kalyan	67.0	17
11	E1	E1	6	D Trantom	67.0	17
13	A1	A5	2	V de Oliveira (ER-4)	66.9	15
14	A3	A6	1	A Smith	66.7	14
15	D3	D2	6	A Woodhouse	66.6	13
16	B4	B3	5	J Woodhouse	65.4	12
17	C3	C5	2	S Gray	65.3	11
18	D1	D3	4	R Booth	63.2	10
19	B6	B4	5	D Edwards	63.1	9
20	E4	E2	7	L Edwards	60.4	8
21	B5	B5	2	A Mitro	60.3	7
22	D5	D4	4	C Blake	59.8	6
23	E5	E3	6	D Russell	58.9	5
24	B2	B6	1	N Jarram	55.8	4
25	E2	E4	3	I Cowlishaw	53.9	3
26	E3	E5	2	S Rankin	52.3	2
27	D2	D5	2	M Dutson	51.4	1
28	C4	C6	1	J Borges	49.9	

Fastest Lap

Pos	Grp	Competitor	Time	MPH	Pts
1	A1	V de Oliveira	9.221	10.740	5
2	A2	S Goodlip	9.228	10.732	4
3	A3	A Smith	9.898	10.005	3
4	B1	L Smith	10.004	9.899	2
5	B3	N Sismey	10.067	9.837	1
6	A6	T Whittaker	10.087	9.818	
7	A5	T Gray	10.176	9.732	
8	B5	A Mitro	10.194	9.715	
9	A4	S Whittaker	10.228	9.683	
10	D3	A Woodhouse	10.397	9.525	
11	D4	A Staniec	10.403	9.520	
12	C2	P Rees	10.425	9.500	
13	C5	L Hobson	10.431	9.494	
14	B2	N Jarram	10.790	9.178	
15	B4	J Woodhouse	10.792	9.177	
16	B6	D Edwards	10.797	9.172	
17	C4	J Borges	10.817	9.155	
18	E1	D Trantom	11.091	8.929	
19	C6	D Kalyan	11.109	8.915	
20	C3	S Gray	11.272	8.786	
21	C1	B Whitehouse	11.325	8.745	
22	E5	D Russell	11.569	8.560	
23	D2	M Dutson	11.691	8.471	
24	D5	C Blake	11.702	8.463	
25	D1	R Booth	11.717	8.452	
26	E3	S Rankin	11.994	8.257	
27	E2	I Cowlishaw	12.013	8.244	
28	E4	L Edwards	12.667	7.818	

Final Points

Pos	Competitor	Pts
1	T Gray	40
2	P Rees	33
3	L Hobson	29
4	S Whittaker	26
4	T Whittaker	26
6	N Sismey	23
6	L Smith	23
6	S Goodlip (ER-1)	23
9	A Staniec	20
9	V de Oliveira (ER-4)	20
11	B Whitehouse	18
12	D Kalyan	17
12	D Trantom	17
12	A Smith	17
15	A Woodhouse	13
16	J Woodhouse	12
17	S Gray	11
18	R Booth	10
19	D Edwards	9
20	L Edwards	8
21	A Mitro	7
22	C Blake	6
23	D Russell	5
24	N Jarram	4
25	I Cowlishaw	3
26	S Rankin	2
27	M Dutson	1
28	J Borges	

Group Points

Pos	Competitor	Pts
1	T Gray	10
2	T Whittaker	9
2	A Staniec	9
4	N Sismey	8
4	L Hobson	8
6	S Whittaker	7
6	P Rees	7
6	L Edwards	7
9	A Woodhouse	6
9	D Trantom	6
9	D Russell	6
12	J Woodhouse	5
12	D Edwards	5
12	L Smith	5
12	D Kalyan	5
16	B Whitehouse	4
16	C Blake	4
16	R Booth	4
19	S Goodlip (ER-1)	3
19	I Cowlishaw	3
21	S Gray	2
21	V de Oliveira (ER-4)	2
21	S Rankin	2
21	A Mitro	2
21	M Dutson	2
26	A Smith	1
26	N Jarram	1
26	J Borges	1

Laura Edwards just ran on Saturday morning with a best finish of 20th

Race Report

Road America

Round 40

Carrera DIGITAL 132

26th September 2026

Ian Cowlishaw raced in five of the six Saturday races with a best finish of 21st

Simon matches Tom with second Win of the weekend

Simon Goodlip, running in Group B, due to his late arrival, but still classified in Group A, took his second win of the weekend, with 77.4 laps, to match **Tom Gray** on Wisconsin wins, who was third this time on 74.3, his fifth straight podium finish of the weekend from five starts. While Tom was carrying a one lap penalty from winning the first race of the day, which didn't actually hamper him in this race, Simon was free of any penalties after his ninth place finish earlier resulting in his 55th (10th) victory. Therefore his 77.4 laps was genuine, beating **Victor de Oliveira** on 75.8 laps, who was carrying a three lap penalty, having lost one in the previous race after finishing 13th. Had he not he would have taken the win.

Victor stopped Simon's Pole run in it's tracks by taking his 80th (17th) prior to the race and then went on to again break the fastest lap record of 9.221 seconds he set in the first race of the day, stopping the clock at 8.994 seconds, the first sub nine second lap equating to 11.011 mph. This was his record 91st (20th) fastest lap.

Outside the podium places **Andrew Woodhouse**, in his second race of the weekend would finish in fifth with his Porsche 911 and take the Group D win on 73.7 laps. His fifth place finish beat his sixth at the Shanghai West Long circuit on 16Apr26, while his ninth fastest lap beat his PB of tenth on 19Mar24 at the Shanghai International circuit.

He would lead three Group winners line astern with **Liam Smith** taking his third Group B win of the event in sixth on 73.5 laps and **Luke Hobson** but a tenth back on 73.4 laps with his fourth Group C win from five starts in the USA. He would also continue to record PBs, this his ninth of the weekend, as he set the sixth fastest lap of Round 40, beating his eighth in Round 38.

Dave Trantom continued on his merry way regarding Group wins, taking a PB fourth in a row while crossing the line in 17th to win Group E on 65.8 laps. **Ian Cowlishaw** became our 25th different Wooden Spoon winner in 2026 with 37.7 laps leaving him in 28th with his Porsche 911.

Ted Whittaker ran Friday PM and Saturday AM taking third in Round 38

Road America Carrera Digital Race 40 - 26 September 2026

Carrera DIGITAL 132 | SmartRace

Qualifying

Pos	Competitor	Time	MPH
1	V de Oliveira	9.221	10.740
2	S Goodlip	9.228	10.732
3	S Whittaker	9.708	10.201
4	T Whittaker	9.789	10.117
5	A Smith	9.898	10.005
6	L Smith	10.004	9.899
7	N Sismey	10.067	9.837
8	T Gray	10.176	9.732
9	A Mitro	10.194	9.715
10	A Woodhouse	10.397	9.525
11	A Staniec	10.403	9.520
12	P Rees	10.425	9.500
13	L Hobson	10.431	9.494
14	J Borges	10.585	9.356
15	N Jarram	10.790	9.178
16	J Woodhouse	10.792	9.177
17	D Edwards	10.797	9.172
18	D Trantom	11.091	8.929
19	D Kalyan	11.109	8.915
20	S Gray	11.272	8.786
21	B Whitehouse	11.325	8.745
22	D Russell	11.569	8.560
23	R Booth	11.634	8.512
24	M Dutson	11.691	8.471
25	C Blake	11.702	8.463
26	S Rankin	11.827	8.374
27	I Cowlishaw	12.013	8.244
28	L Edwards	12.613	7.852

Final Position

Pos	Grp	Fin	Pts	Competitor	Laps	Pts
1	A2	A1	7	S Goodlip	77.4	40
2	A1	A2	5	V de Oliveira (ER-3)	75.8	33
3	A5	A3	6	T Gray (ER-1)	74.3	29
4	A3	A4	3	A Smith	74.2	26
5	D3	D1	8	A Woodhouse	73.7	24
6	B1	B1	6	L Smith	73.5	22
7	C5	C1	10	L Hobson	73.4	21
8	A4	A5	2	S Whittaker	72.6	20
9	B3	B2	6	N Sismey	72.3	19
10	B6	B3	7	D Edwards	71.9	18
11	D4	D2	7	A Staniec	71.3	17
12	C2	C2	5	P Rees	70.7	16
13	A6	A6	1	T Whittaker	70.4	15
14	B5	B4	4	A Mitro	69.2	14
15	C1	C3	4	B Whitehouse	67.3	13
16	B2	B5	2	N Jarram	66.7	12
17	E1	E1	6	D Trantom	65.8	11
18	C6	C4	5	D Kalyan	65.4	10
19	C3	C5	2	S Gray	62.0	9
20	D1	D3	4	R Booth	61.9	8
21	E4	E2	7	L Edwards	61.0	7
22	B4	B6	1	J Woodhouse	59.8	6
23	E3	E3	4	S Rankin	59.1	5
24	D5	D4	4	C Blake	58.7	4
25	E5	E4	4	D Russell	56.7	3
26	D2	D5	2	M Dutson	50.9	2
27	C4	C6	1	J Borges	49.0	1
28	E2	E5	2	I Cowlishaw	37.7	

Fastest Lap

Pos	Grp	Competitor	Time	MPH	Pts
1	A1	V de Oliveira	8.994	11.011	5
2	A2	S Goodlip	9.323	10.623	4
3	A3	A Smith	9.901	10.002	3
4	A4	S Whittaker	9.922	9.981	2
5	A6	T Whittaker	9.989	9.914	1
6	C6	L Hobson	10.008	9.895	
7	B3	N Sismey	10.037	9.867	
8	B1	L Smith	10.113	9.793	
9	D4	A Woodhouse	10.261	9.652	
10	B5	A Mitro	10.282	9.632	
11	D5	A Staniec	10.306	9.609	
12	B6	D Edwards	10.311	9.605	
13	C3	P Rees	10.353	9.566	
14	A5	T Gray	10.470	9.459	
15	B4	J Woodhouse	10.472	9.457	
16	C5	J Borges	10.666	9.285	
17	B2	N Jarram	10.709	9.248	
18	E1	D Trantom	11.141	8.889	
19	E3	S Rankin	11.183	8.856	
20	C2	B Whitehouse	11.274	8.784	
21	E5	D Russell	11.431	8.664	
22	D6	C Blake	11.677	8.481	
23	D1	D Kalyan	11.718	8.451	
24	C4	S Gray	11.835	8.368	
25	D3	M Dutson	12.052	8.217	
26	D2	R Booth	12.317	8.040	
27	E4	L Edwards	12.576	7.875	
28	E2	I Cowlishaw	14.334	6.909	

Final Points

Pos	Competitor	Pts
1	S Goodlip	44
2	V de Oliveira (ER-3)	38
3	T Gray (ER-1)	29
3	A Smith	29
5	A Woodhouse	24
6	L Smith	22
6	S Whittaker	22
8	L Hobson	21
9	N Sismey	19
10	D Edwards	18
11	A Staniec	17
12	P Rees	16
12	T Whittaker	16
14	A Mitro	14
15	B Whitehouse	13
16	N Jarram	12
17	D Trantom	11
18	D Kalyan	10
19	S Gray	9
20	R Booth	8
21	L Edwards	7
22	J Woodhouse	6
23	S Rankin	5
24	C Blake	4
25	D Russell	3
26	M Dutson	2
27	J Borges	1
28	I Cowlishaw	

Group Points

Pos	Competitor	Pts
1	L Hobson	10
2	A Woodhouse	8
3	D Edwards	7
3	S Goodlip	7
3	L Edwards	7
3	A Staniec	7
7	L Smith	6
7	T Gray (ER-1)	6
7	D Trantom	6
7	N Sismey	6
11	V de Oliveira (ER-3)	5
11	D Kalyan	5
11	P Rees	5
14	A Mitro	4
14	R Booth	4
14	S Rankin	4
14	D Russell	4
14	B Whitehouse	4
14	C Blake	4
20	A Smith	3
21	N Jarram	2
21	S Gray	2
21	S Whittaker	2
21	M Dutson	2
21	I Cowlishaw	2
26	T Whittaker	1
26	J Borges	1
26	J Woodhouse	1

Dave Edwards, like Laura, only ran Saturday morning with a best of 8th in our 250th Club Night

Race Report

Road America (SR13)

Round 41

Carrera DIGITAL 132

26th September 2026

Colin Blake was another racer to just run Saturday morning taking a best of 22nd in Round 38

Simon wins our 250th Club Night

Simon Goodlip marked our 250th Carrera Digital Club Night with his 56th victory, matching **Victor de Oliveira** on 11 wins for the year. Simon's third win of the weekend came straight after his second and beat **Tom Gray's**, and his, initial Sprint Race laps record of 28.0 laps in Round 38 by 2.8 laps although the actual record went to Victor as he finished on 30.3 laps in second but with a one lap penalty taking the record up to 31.3 laps to Simon's 30.8.

Victor took back-to-back Poles, his 81st (18th) and followed that with his third straight fastest lap taking him to a record 92nd (21st). **Nick Sismey** finally made his first visit to the podium at Road America thanks to finally stopping his car jumping the start line and losing laps. He finished exactly two laps behind Victor on 28.3 taking his third Group B win of the weekend.

The end of our 250th Club Night marked 352,095 laps, 48,503,489 feet and 9,186 miles of racing since 18Jan22 with an average of 24 racers to each of those 250 Club Nights. This year we have averaged 28. Thanks all for your incredible support.

Luke Hobson continued to win Group C, his fifth win from six starts at Road America and continued to set PBs. This time he took seventh on the grid beating his ninth two races earlier. With Luke in fourth at the flag **Andrew Woodhouse** was also having a good day, taking seventh this time with back-to-back Group D wins while **Dave Trantom** was having an even better weekend with his fifth straight Group win, taking all three Group E wins on Saturday morning. He did however take his worse score of the weekend with 21st.

We had our first triplet result of the weekend in Round 41 with **Nick Jarram's** Porsche 911 sharing 14th with **Andrew Staniec** and **Steve Whittaker**, all in different Groups, on 25.4 laps while **Ian Cowlishaw** took back-to-back Wooden Spoons in 28th on 15.7 laps.

Saturday AM Group E – Daryl, Laura, Simon Rankin, Ian & Dave

Group D – Colin, Andrew, Andrew Woodhouse, Macaully & Richard

Group C - Daniel, Luke, Andrew, José, Stuart, Phil & Bill

Road America Carrera Digital Round 41 Sprint Race 13 - 26 September 2026

Qualifying

Pos	Competitor	Time	MPH
1	V de Oliveira	8.994	11.011
2	S Goodlip	9.228	10.732
3	A Smith	9.898	10.005
4	S Whittaker	9.922	9.981
5	T Whittaker	9.989	9.914
6	L Smith	10.004	9.899
7	L Hobson	10.008	9.895
8	N Sismey	10.037	9.867
9	T Gray	10.176	9.732
10	A Mitro	10.194	9.715
11	A Woodhouse	10.261	9.652
12	A Staniec	10.306	9.609
13	D Edwards	10.311	9.605
14	P Rees	10.353	9.566
15	J Woodhouse	10.472	9.457
16	J Borges	10.666	9.285
17	N Jarram	10.709	9.248
18	D Trantom	11.091	8.929
19	D Kalyan	11.109	8.915
20	S Rankin	11.183	8.856
21	S Gray	11.272	8.786
22	B Whitehouse	11.274	8.784
23	D Russell	11.431	8.664
24	C Blake	11.677	8.481
25	M Dutson	11.691	8.471
26	R Booth	11.717	8.452
27	I Cowlishaw	12.013	8.244
28	L Edwards	12.576	7.875

Final Position

Pos	Grp	Fin	Pts	Competitor	Laps	Pts
1	A2	A1	3.5	S Goodlip	30.8	20.0
2	A1	A2	2.5	V de Oliveira (SR-1)	30.3	16.5
3	B3	B1	4.0	N Sismey	28.3	14.5
4	C5	C1	5.0	L Hobson	27.6	13.0
5	C2	C2	2.5	P Rees	27.3	12.0
6	A3	A3	2.0	A Smith	27.1	11.0
7	D3	D1	4.0	A Woodhouse	26.9	10.5
8	B6	B2	4.5	D Edwards	26.7	10.0
9	A5	A4	2.0	T Gray (SR-1)	26.6	9.5
10	B1	B3	2.0	L Smith	26.5	9.0
11	B5	B4	2.0	A Mitro	26.0	8.5
12	B4	B5	1.0	J Woodhouse	25.9	8.0
13	A6	A5	1.5	T Whittaker	25.5	7.5
14	A4	A6	0.5	S Whittaker	25.4	7.0
14	B2	B6	0.5	N Jarram	25.4	7.0
14	D4	D2	3.5	A Staniec	25.4	7.0
17	C1	C3	2.0	B Whitehouse	25.3	5.5
18	C4	C4	1.5	J Borges	24.3	5.0
19	C3	C5	1.0	S Gray	23.6	4.5
20	C6	C6	0.5	D Kalyan	23.3	4.0
21	E1	E1	3.0	D Trantom	23.0	3.5
22	D1	D3	2.0	R Booth	22.9	3.0
23	E5	E2	4.0	D Russell	22.1	2.5
24	D5	D4	2.0	C Blake	21.7	2.0
25	E3	E3	2.0	S Rankin	21.2	1.5
26	D2	D5	1.0	M Dutson	21.1	1.0
27	E4	E4	1.5	L Edwards	20.8	0.5
28	E2	E5	1.0	I Cowlishaw	15.7	

Fastest Lap

Pos	Grp	Competitor	Time	MPH	Pts
1	A1	V de Oliveira	9.102	10.880	2.5
2	A2	S Goodlip	9.212	10.751	2.0
3	A4	S Whittaker	9.639	10.274	1.5
4	B3	N Sismey	9.780	10.126	1.0
5	A3	A Smith	9.917	9.986	0.5
6	B1	L Smith	10.083	9.822	
7	C5	L Hobson	10.139	9.768	
8	A5	T Gray	10.253	9.659	
8	A6	T Whittaker	10.253	9.659	
10	C2	P Rees	10.274	9.639	
10	D4	A Staniec	10.274	9.639	
12	B4	J Woodhouse	10.303	9.612	
13	B5	A Mitro	10.339	9.579	
13	B6	D Edwards	10.339	9.579	
15	D3	A Woodhouse	10.362	9.557	
16	D2	M Dutson	10.538	9.398	
17	B2	N Jarram	10.750	9.212	
18	C4	J Borges	10.863	9.117	
19	E5	D Russell	11.249	8.804	
20	C1	B Whitehouse	11.297	8.766	
21	C6	D Kalyan	11.388	8.696	
22	E1	D Trantom	11.407	8.682	
23	C3	S Gray	11.436	8.660	
24	D5	C Blake	11.515	8.600	
25	E3	S Rankin	11.952	8.286	
26	E4	L Edwards	12.450	7.955	
27	D1	R Booth	12.583	7.870	
28	E2	I Cowlishaw	14.043	7.052	

Final Points

Pos	Competitor	Pts
1	S Goodlip	22.0
2	V de Oliveira (SR-1)	18.5
3	N Sismey	15.5
4	L Hobson	13.0
5	P Rees	12.0
6	A Smith	11.5
7	A Woodhouse	10.5
8	D Edwards	10.0
9	T Gray (SR-1)	9.5
10	L Smith	9.0
11	A Mitro	8.5
11	S Whittaker	8.5
13	J Woodhouse	8.0
14	T Whittaker	7.5
15	N Jarram	7.0
15	A Staniec	7.0
17	B Whitehouse	5.5
18	J Borges	5.0
19	S Gray	4.5
20	D Kalyan	4.0
21	D Trantom	3.5
22	R Booth	3.0
23	D Russell	2.5
24	C Blake	2.0
25	S Rankin	1.5
26	M Dutson	1.0
27	L Edwards	0.5
28	I Cowlishaw	

Group Points

Pos	Competitor	Pts
1	L Hobson	5.0
2	D Edwards	4.5
3	N Sismey	4.0
3	A Woodhouse	4.0
3	D Russell	4.0
6	S Goodlip	3.5
6	A Staniec	3.5
8	D Trantom	3.0
9	V de Oliveira (SR-1)	2.5
9	P Rees	2.5
11	A Smith	2.0
11	T Gray (SR-1)	2.0
11	L Smith	2.0
11	A Mitro	2.0
11	B Whitehouse	2.0
11	R Booth	2.0
11	C Blake	2.0
11	S Rankin	2.0
19	T Whittaker	1.5
19	J Borges	1.5
19	L Edwards	1.5
22	J Woodhouse	1.0
22	S Gray	1.0
22	M Dutson	1.0
22	I Cowlishaw	1.0
26	S Whittaker	0.5
26	N Jarram	0.5
26	D Kalyan	0.5

Group B – Dave, Anthony Mito, Jenson Woodhouse, Nick, Nick Jarram (added) & Liam

Group A – Ted, Tom, Steve, Angus, Simon (added) & Victor

Ready to do battle

Race Report

Road America

Round 42

Carrera DIGITAL 132

26th September 2026

Nick Jarram ran in all six of Saturday's races taking a best tenth finish in the final race.

Road America Carrera DIGITAL 132 Saturday PM 26Sep26

Race Groups - Issue 6 (13:30 Hours to 17:00 Hours)

Grp	Competitor	Rank
A		
A1	V de Oliveira	2.444
A2	S Goodlip	3.037
A3	A Smith	4.259
A4	T Gray	6.111
A5	L Smith	10.037
A6		
B		
B1	N Jarram	12.333
B2	N Sismey	12.370
B3	A Mitro	12.852
B4	B Whitehouse	15.852
B5	P Rees	15.926
B6		
C		
C1	S Gray	15.926
C2	J Borges	16.296
C3	L Hobson	17.296
C4	D Kalyan	18.667
C5	R Booth	19.259
C6		
Unavailable		
U1	S Whittaker	4.259
U2	S White	5.333
U3	C Cooper	5.667
U4	K Spink	7.074
U5	M Thorpe	7.370
U6	T Whittaker	8.778
U7	S Bradley	10.667
U8	J Woodhouse	12.407

Grp	Competitor	Rank
D		
D1	A Staniec	20.148
D2	D Trantom	23.111
D3	I Cowlishaw	23.667
D4	S Rankin	24.185
D5	A Mason	25.852
D6	D Russell	New
E		
E1		
E2		
E3		
E4		
E5		
E6		
Unavailable		
U9	L Blacker	12.185
U10	D Edwards	13.074
U11	J Wardle	14.259
U12	T Mullen	14.481
U13	J Kalyan	15.741
U14	J Bowles	18.370
U15	M Dutson	19.407
U16	G Ng	19.778
U17	A Woodhouse	19.815
U18	C Blake	21.222
U19	R Goodere	22.852
U20	M Graham	24.370
U21	L Stokes	24.741
U22	L Edwards	25.630

Key: Phil averaged 16.000 two races ago, Stuart 19.667, so Phil B5



Daniel ran all weekend with 11th in Round 39 his best result

Simon makes it three in a row!

Simon Goodlip was certainly enjoying our return to Road America, after a two year absence from the calendar, taking his third straight win and fourth of the weekend despite carrying a one lap penalty that now becomes two for Round 43! His 57th career win, thanks to 77.0 (78.0) laps, took him to 12 victories for 2026 with second placed **Victor de Oliveira** still on 11, his three lap penalty preventing him from reaching 78.7 laps leaving him on 75.7. He would retain that three lap penalty going into the next round by finishing on the podium as would **Tom Gray** his one lap penalty for finishing third on 74.0 (75.0) laps.

Victor went three in a row with his 82nd (19th) Pole while he made it four fastest laps in a row with a record 93rd (22nd) at the end of the first 15-minute race of the Saturday afternoon session. Here we saw the smallest grid of the weekend with just 21 cars coming out of the pits to do battle.

With Group A locking out the podium again **Nick Sismey** had to settle for fourth a lap behind Tom on 73.3 but this did give him back-to-back Group B wins and his fourth of the weekend.

Luke Hobson took his second hattrick of Group C wins of the weekend, six wins from seven starts, finishing in fifth this time on 73.0 laps and yes he set yet another PB, fifth on the grid beating his seventh at the 250th Club Night. This was his 11th and final PB of the weekend, congrats Luke!

Andrew Staniec meanwhile took his second Group D win at Road America on 69.3 laps equalling his best result of the weekend.

Andy Mason was back for the afternoon session after missing the morning, taking 19th in his first race back on 55.8 laps, but that wasn't a PB, it was his 20th in the fastest lap charts, beating his 22nd at Sonoma Raceway on 08Sep26, that was. **Ian Cowlishaw** equalled **José Borges** with three Wooden Spoons in a row during the weekend as he took 21st with 46.3 laps.

José also ran all weekend and now, unfortunately, leads the Wooden Spoon Championship, adding three at Road America taking him to a total of five. His best finish was 12th in Round 43

dhrc | Carrera DIGITAL 132 | Road America Carrera Digital Race 42 - 26 September 2026 | SmartRace

Qualifying

Pos	Competitor	Time	MPH
1	V de Oliveira	8.994	11.011
2	S Goodlip	9.212	10.751
3	N Sismey	9.780	10.126
4	A Smith	9.901	10.002
5	L Hobson	10.008	9.895
6	L Smith	10.083	9.822
7	T Gray	10.253	9.659
8	A Staniec	10.274	9.639
8	P Rees	10.274	9.639
10	A Mitro	10.282	9.632
11	J Borges	10.666	9.285
12	N Jarram	10.709	9.248
13	D Trantom	11.141	8.889
14	S Rankin	11.183	8.856
15	D Russell	11.249	8.804
16	B Whitehouse	11.274	8.784
17	D Kalyan	11.388	8.696
18	S Gray	11.436	8.660
19	R Booth	12.317	8.040
20	A Mason	12.635	7.838
21	I Cowlishaw	14.043	7.052

Final Position

Pos	Grp	Fin	Pts	Competitor	Laps	Pts
1	A2	A1	7	S Goodlip (ER-1)	77.0	40
2	A1	A2	5	V de Oliveira (ER-3)	75.7	33
3	A4	A3	5	T Gray (ER-1)	74.0	29
4	B2	B1	7	N Sismey	73.3	26
5	C3	C1	8	L Hobson	73.0	24
6	A5	A4	4	L Smith	71.4	22
7	A3	A5	2	A Smith	71.0	21
8	D1	D1	6	A Staniec	69.3	20
9	B5	B2	8	P Rees	68.5	19
10	B4	B3	5	B Whitehouse	67.5	18
11	B3	B4	3	A Mitro	66.8	17
12	C4	C2	7	D Kalyan	66.1	16
13	C2	C3	4	J Borges	65.3	15
14	B1	B5	2	N Jarram	63.3	14
15	D6	D2	9	D Russell	62.3	13
16	C1	C4	3	S Gray	60.6	12
17	D2	D3	5	D Trantom	57.3	11
18	C5	C5	2	R Booth	56.3	10
19	D5	D4	6	A Mason	55.8	9
20	D4	D5	2	S Rankin	54.0	8
21	D3	D6	1	I Cowlishaw	46.3	7

Fastest Lap

Pos	Grp	Competitor	Time	MPH	Pts
1	A1	V de Oliveira	9.116	10.864	5
2	A2	S Goodlip	9.272	10.681	4
3	A5	L Smith	9.719	10.190	3
4	B2	N Sismey	9.817	10.088	2
5	A4	T Gray	9.888	10.016	1
6	A3	A Smith	9.947	9.956	
7	C3	L Hobson	9.983	9.920	
8	C2	J Borges	10.198	9.711	
9	B3	A Mitro	10.235	9.676	
10	B5	P Rees	10.263	9.650	
11	D1	A Staniec	10.381	9.540	
12	B4	B Whitehouse	10.530	9.405	
13	D2	D Trantom	10.728	9.231	
14	B1	N Jarram	10.753	9.210	
15	D6	D Russell	11.066	8.949	
16	C4	D Kalyan	11.176	8.861	
17	D4	S Rankin	11.447	8.652	
18	C1	S Gray	11.541	8.581	
19	C5	R Booth	11.639	8.509	
20	D5	A Mason	12.575	7.875	
21	D3	I Cowlishaw	13.046	7.591	

Final Points

Pos	Competitor	Pts
1	S Goodlip (ER-1)	44
2	V de Oliveira (ER-3)	38
3	T Gray (ER-1)	30
4	N Sismey	28
5	L Smith	25
6	L Hobson	24
7	A Smith	21
8	A Staniec	20
9	P Rees	19
10	B Whitehouse	18
11	A Mitro	17
12	D Kalyan	16
13	J Borges	15
14	N Jarram	14
15	D Russell	13
16	S Gray	12
17	D Trantom	11
18	R Booth	10
19	A Mason	9
20	S Rankin	8
21	I Cowlishaw	7

Group Points

Pos	Competitor	Pts
1	D Russell	9
2	L Hobson	8
2	P Rees	8
4	S Goodlip (ER-1)	7
4	N Sismey	7
4	D Kalyan	7
7	A Staniec	6
7	A Mason	6
9	V de Oliveira (ER-3)	5
9	T Gray (ER-1)	5
9	B Whitehouse	5
9	D Trantom	5
13	L Smith	4
13	J Borges	4
15	A Mitro	3
15	S Gray	3
17	R Booth	2
17	A Smith	2
17	N Jarram	2
17	S Rankin	2
21	I Cowlishaw	1

Dave had a fantastic weekend at Road America with five straight Group wins. Bill outgunned Dave on the best finish with a tenth to Dave's 11th.

Race Report



Road America

Round 43

Carrera DIGITAL 132

26th September 2026

Thumbs up from Jenson who only ran in the Saturday morning session, taking a best of 12th while Nick took his first win of the year in Round 43.

Nick stops jumping the start to take his 1st win of the year

Nick Sismey finally controlled his habit of taking the yump before the start line too fast so losing laps as he was clearing the lap counting sensor. The reward, his first win of 2026 at his 43rd attempt having won the last one of 2025 on the Luanda Oval on 02Dec25. His sixth career victory, third Group B win in a row and fifth over the weekend came thanks to his best score of the weekend, 76.4 laps. However he was pleased that reigning Endurance Race Champion **Victor de Oliveira** had retained his three lap penalty (which he will going into the next ER at Ruapuna on 13Oct26) as that reduced his 77.7 laps recorded on the SmartRace app to 74.7, 1.7 behind Nick.

Victor's first Group A win of the weekend came with his fourth Pole in a row at Road America taking him to 83 (20), the 20 Poles in 2026 equalling **Simon Goodlip's** listing. He would also lower his own fastest lap record from 8.994 seconds in Round 40 down to 8.856 seconds here, still the only racer to go sub nine seconds. Simon took third on 73.9 laps, his two lap penalty also carrying over to Ruapuna as he finished on the podium for the fifth time over the two days of racing.

Tom Gray will go into Ruapuna penalty free as he took fourth on 73.7 laps. **Luke Hobson** made it seven Group C wins from eight starts, his fourth in a row, finishing in joint sixth with 72.1 laps. That was matched by Group D winner **Andrew Staniec** taking back-to-back Group D wins with his third of the weekend, his sixth placed finish his best of the Road America event and one off equalling his all-time best result. He also took seventh on the grid beating his eighth at Sonoma Raceway on 20Jan26.

The only other PB set in our penultimate race of the weekend was that of **Andy Mason** who set the 19th fastest lap beating his 20th in the previous race as he also finished in 19th.

2024/2024 Endurance Race Champion Simon takes the lead in the 2026 Championship by 180 points over Tom, with former leader, the absent Steve White now in third, another 5 points back. Simon moved up one place, Tom two.

Unfortunately car problems saw **Ian Cowlishaw** become the first racer to take four straight Wooden Spoons this year as he again took 21st with only 11.9 laps. Ian decided to call it a day after this race, handing his car over to **Phil Rees** ready for Ruapuna, leaving us with 20 racers for final round of the day.

Saturday PM Group D – Daryl, Andy, Simon, Ian, Dave & Andrew

Group C – Richard, Daniel, Luke, José & Stuart

Carrera DIGITAL 132

Road America Carrera Digital Race 43 - 26 September 2026

Carrera DIGITAL 132 | SmartRace

Qualifying

Pos	Competitor	Time	MPH
1	V de Oliveira	9.102	10.880
2	S Goodlip	9.212	10.751
3	L Smith	9.719	10.190
4	N Sismey	9.780	10.126
5	T Gray	9.888	10.016
6	A Smith	9.917	9.986
7	L Hobson	9.983	9.920
8	J Borges	10.198	9.711
9	A Mitro	10.235	9.676
10	P Rees	10.263	9.650
11	A Staniec	10.274	9.639
12	B Whitehouse	10.530	9.405
13	D Trantom	10.728	9.231
14	N Jarram	10.750	9.212
15	D Russell	11.066	8.949
16	D Kalyan	11.176	8.861
17	S Gray	11.436	8.660
18	S Rankin	11.447	8.652
19	R Booth	11.639	8.509
20	A Mason	12.575	7.875
21	I Cowlishaw	13.046	7.591

Final Position

Pos	Grp	Fin	Pts	Competitor	Laps	Pts
1	B2	B1	7	N Sismey	76.4	40
2	A1	A1	6	V de Oliveira (ER-3)	74.7	33
3	A2	A2	5	S Goodlip (ER-2)	73.9	29
4	A4	A3	5	T Gray (ER-1)	73.7	26
5	B5	B2	8	P Rees	72.7	24
6	C3	C1	8	L Hobson	72.1	22
6	D1	D1	6	A Staniec	72.1	22
8	A3	A4	3	A Smith	71.7	20
9	B3	B3	4	A Mitro	69.9	19
10	D6	D2	9	D Russell	69.0	18
11	B1	B4	3	N Jarram	68.4	17
12	C2	C2	5	J Borges	66.0	16
13	B4	B5	2	B Whitehouse	65.9	15
14	A5	A5	2	L Smith	65.8	14
15	C1	C3	4	S Gray	64.2	13
16	C5	C4	4	R Booth	63.5	12
17	D2	D3	4	D Trantom	62.7	11
18	C4	C5	2	D Kalyan	61.0	10
19	D5	D4	4	A Mason	58.2	9
20	D4	D5	2	S Rankin	54.3	8
21	D3	D6	1	I Cowlishaw	11.9	7

Fastest Lap

Pos	Grp	Competitor	Time	MPH	Pts
1	A1	V de Oliveira (ER-3)	8.856	11.183	5
2	A2	S Goodlip (ER-1)	9.353	10.588	4
3	A5	L Smith	9.806	10.099	3
4	A3	A Smith	9.880	10.024	2
5	B2	N Sismey	9.891	10.013	1
6	A4	T Gray (ER-1)	9.967	9.936	
7	D1	A Staniec	10.041	9.863	
8	C3	L Hobson	10.050	9.854	
9	B5	P Rees	10.375	9.545	
10	C2	J Borges	10.427	9.498	
11	B3	A Mitro	10.436	9.490	
12	B1	N Jarram	10.700	9.256	
13	D2	D Trantom	11.126	8.901	
14	D6	D Russell	11.173	8.864	
15	C5	R Booth	11.283	8.777	
16	B4	B Whitehouse	11.314	8.753	
17	D4	S Rankin	11.443	8.655	
18	C1	S Gray	11.551	8.574	
19	D5	A Mason	12.545	7.894	
20	D3	I Cowlishaw	12.902	7.676	
21	C4	D Kalyan	13.142	7.536	

Final Points

Pos	Competitor	Pts
1	N Sismey	41
2	V de Oliveira (ER-3)	38
3	S Goodlip (ER-2)	33
4	T Gray (ER-1)	26
5	P Rees	24
6	L Hobson	22
6	A Staniec	22
6	A Smith	22
9	A Mitro	19
10	D Russell	18
11	N Jarram	17
11	L Smith	17
13	J Borges	16
14	B Whitehouse	15
15	S Gray	13
16	R Booth	12
17	D Trantom	11
18	D Kalyan	10
19	A Mason	9
20	S Rankin	8
21	I Cowlishaw	7

Group Points

Pos	Competitor	Pts
1	D Russell	9
2	L Hobson	8
2	P Rees	8
4	N Sismey	7
5	V de Oliveira (ER-3)	6
5	A Staniec	6
7	S Goodlip (ER-2)	5
7	T Gray (ER-1)	5
7	J Borges	5
10	A Mitro	4
10	S Gray	4
10	R Booth	4
10	D Trantom	4
10	A Mason	4
15	A Smith	3
15	N Jarram	3
17	L Smith	2
17	B Whitehouse	2
17	S Rankin	2
17	D Kalyan	2
21	I Cowlishaw	1

Group B – Phil, Bill, Anthony, Nick S & Nick J

Group A – Liam, Tom, Angus, Simon & Victor

Carrera DIGITAL 132

Race Report

Richard ran all weekend with a best finish of 12th in this race

Road America (SR14)

Round 44

Carrera DIGITAL 132

26th September 2026

Simon took his fifth and final win in Round 44 at Road America to lead both the Endurance and Sprint Championships, together with both Team Championships with Phil

Road America Carrera DIGITAL 132 Saturday PM 26Sep26

Race Groups - Issue 7 (13:30 Hours to 17:00 Hours)

Grp	Competitor	Rank
A		
A1	V de Oliveira	2.444
A2	S Goodlip	3.037
A3	A Smith	4.259
A4	T Gray	6.111
A5	L Smith	10.037
A6		
B		
B1	N Jarram	12.333
B2	N Sismey	12.370
B3	A Mitro	12.852
B4	B Whitehouse	15.852
B5	P Rees	15.926
B6		
C		
C1	S Gray	15.926
C2	J Borges	16.296
C3	L Hobson	17.296
C4	D Kalyan	18.667
C5	R Booth	19.259
C6		
Unavailable		
U1	S Whittaker	4.259
U2	S White	5.333
U3	C Cooper	5.667
U4	K Spink	7.074
U5	M Thorpe	7.370
U6	T Whittaker	8.778
U7	S Bradley	10.667
U8	J Woodhouse	12.407

Grp	Competitor	Rank
D		
D1	A Staniec	20.148
D2	D Trantom	23.111
D3	S Rankin	24.185
D4	A Mason	25.852
D5	D Russell	New
D6		
E		
E1		
E2		
E3		
E4		
E5		
E6		
Unavailable		
U9	L Blacker	12.185
U10	D Edwards	13.074
U11	J Wardle	14.259
U12	T Mullen	14.481
U13	J Kalyan	15.741
U14	J Bowles	18.370
U15	M Dutson	19.407
U16	G Ng	19.778
U17	A Woodhouse	19.815
U18	C Blake	21.222
U19	R Goodere	22.852
U20	I Cowlishaw	23.667
U21	M Graham	24.370
U22	L Stokes	24.741
U23	L Edwards	25.630

Key: Phil averaged 16.000 two races ago, Stuart 19.667, so Phil B5

Daniel Edwards being kept busy while mum was marshalling!

Simon closes out Road America Weekend with 5th win

Simon Goodlip dominated the nine race Road America weekend with five wins, taking his fifth in our third 5-minute Sprint Race of the event. Despite carrying a one lap penalty he took the win by 0.2 laps, 28.8 to 28.5 laps from double Road America GT winner **Tom Gray** with **Nick Sismey** finishing on the same lap with 28.1 laps in the books in third. This was his fourth straight Group B win, a PB, and sixth over the course of the weekend. Tom was the most prevalent podium finisher in Wisconsin with seven, Simon on six. This was Simon's 58th (13th) win and eighth at Road America. Tom also takes over the lead in the laps completed in 2026, with 2,409.2 to **Liam Smith's** 2,394.5 and **Angus Smith's** 2,329.2.

Victor de Oliveira was also carrying a one lap penalty, taking fourth on 27.7 laps, however he closed out the Elkhart Lake event with his 84th (21st) Pole, going one ahead of Simon for the year with his fifth straight front grid placing. He went one better with his sixth straight fastest lap, so all of the Saturday Club Nights, taking him to a career record of 95 (24).

Andrew Staniec went one better than Round 43 with fifth here on 27.5 laps equalling his best ever result, and with it made it three straight Group D wins and four for the weekend. As a result of his performances in the USA he moves up the most places in the Ranking Chart, up 17 places from 34th to a head spinning 17th.

Luke Hobson however was the king of the Group winners at Road America, taking his eighth Group C win from nine starts, with his fifth in a row. His 27.5 laps but a tenth behind Andrew as he finished the weekend in sixth. While **Dave Trantom** didn't add to his five Group wins in Round 44 it was his 50th race start, finishing joint 12th with **Richard Booth** and his McLaren on 24.4 laps. **Daniel Kalyan** would become our 26th different Wooden Spoon winner in 2026 with 16.7 laps leaving him in 20th.

Interestingly, regarding the lap penalties, six of the nine races would have had a different result at the top without the penalties, so it shows the ruling is working.

Now for the remaining Championships updates following our nine Club Nights. First the annual Championships.

Simon Goodlip also takes the lead of the Sprint Race Championship, after his two Sprint Race wins, turning a 28.5-point deficit into a 30-point lead over former leader of the pack, the absent Steve White. Reigning Sprint Race Champion **Victor de Oliveira** maintains third, reducing the gap to second from 36.0 to 30.5 points

In the Group Challenge **Phil Rees** jumps up from fifth to take the lead by 6.5 points over **Liam Smith** who remains in second. **Tom Gray** moves up from seventh to third just 2.5 points back while erstwhile leader, prior to Road America, Martin Thorpe, who only ran in the three Friday night races, did well to only fall down to fourth another 2.0 points back!

Our 2025 70+ Group Challenge Champion **Andrew Staniec** moves up from second, 5.0 points behind **Richard Booth**, to first 12.5 points to the good over Richard, with Richard's brother-in-law **Stuart Gray** still in third but the gap increasing from 3.0 to 21.0 points over the nine Road America Club Nights.

Due to Martin Thorpe only running in the three Friday night races and Steve White being unable to attend the entire weekend Team M&S's 37.5-point lead has evaporated in the Team Group Challenge as they drop to third, 7.0 points behind **Richard Booth** and **Nick Sismey's** Old Rollers Team who jump up from fifth.

Team Audistang move up from second to take the lead thanks to **Simon Goodlip's** five Group A wins and **Phil Rees'** Group C win on Saturday morning. Their lead is 29.5 points over the Old Rollers.

And finally the two Weekend Championships.

Again as Martin Thorpe only ran in the three Friday Club Nights at Road America and missed the six Saturday races our former Weekend Group Challenge leader drops to ninth with **Phil Rees** jumping up one place to take the lead by 17.0-points from **Tom Gray** (up from sixth) with **Nick Sismey** moving up no less than 11 positions to third, 5.5 points behind Tom.

Just 3.5 points then cover the next four racers, with **Daniel Kalyan** and **Andrew Staniec** sharing fourth 2.5 points back , **Simon Goodlip** half a point down in sixth, with another half a point to **Richard Booth** in seventh!

Team Audistang of **Phil Rees** and **Simon Goodlip** increase their lead in the Weekend Team Group Challenge from just 0.5 points after the eight Monza races to 23.0, but over **Richard Booth** and **Nick Sismey's** Old Rollers who move up a place, with 25.5 points separating them from the Gray Hounds team of **Stuart Gray** & **Tom Gray** who move up two places to third. The M&S team of Martin Thorpe and Steve White drops from second in Italy to sixth after the USA trip.

Angus did a great job all weekend at Parc Ferme. He took two second placed finishes at Road America. Here coding in Anthony's Audi R8 which took a best of 7th in this last race.

Road America Carrera Digital Round 44 Sprint Race 14 - 26 September 2026

Qualifying

Pos	Competitor	Time	MPH
1	V de Oliveira	8.856	11.183
2	S Goodlip	9.272	10.681
3	L Smith	9.719	10.190
4	N Sismey	9.817	10.088
5	A Smith	9.880	10.024
6	T Gray	9.888	10.016
7	L Hobson	9.983	9.920
8	A Staniec	10.041	9.863
9	J Borges	10.198	9.711
10	A Mitro	10.235	9.676
11	P Rees	10.263	9.650
12	B Whitehouse	10.530	9.405
13	N Jarram	10.700	9.256
14	D Trantom	10.728	9.231
15	D Russell	11.066	8.949
16	D Kalyan	11.176	8.861
17	R Booth	11.283	8.777
18	S Rankin	11.443	8.655
19	S Gray	11.541	8.581
20	A Mason	12.545	7.894

Final Position

Pos	Grp	Fin	Pts	Competitor	Laps	Pts
1	A2	A1	3.5	S Goodlip (SR-1)	28.7	20.0
2	A4	A2	3.5	T Gray	28.5	16.5
3	B2	B1	3.5	N Sismey	28.1	14.5
4	A1	A3	2.0	V de Oliveira (SR-1)	27.7	13.0
5	D1	D1	3.0	A Staniec	27.5	12.0
6	C3	C1	4.0	L Hobson	27.4	11.0
7	B3	B2	3.0	A Mitro	27.3	10.5
8	B5	B3	3.0	P Rees	26.9	10.0
9	A3	A4	1.5	A Smith	25.8	9.5
10	B1	B4	1.5	N Jarram	25.5	9.0
11	D5	D2	4.0	D Russell	25.4	8.5
12	C5	C2	4.0	R Booth	24.4	8.0
12	D2	D3	2.0	D Trantom	24.4	8.0
14	A5	A5	1.0	L Smith	23.5	7.0
15	C1	C3	2.0	S Gray	23.3	6.5
16	D4	D4	1.5	A Mason	22.0	6.0
17	B4	B5	1.0	B Whitehouse	21.6	5.5
18	C2	C4	1.5	J Borges	21.3	5.0
19	D3	D5	1.0	S Rankin	20.3	4.5
20	C4	C5	1.0	D Kalyan	16.7	4.0

Fastest Lap

Pos	Grp	Competitor	Time	MPH	Pts
1	A1	V de Oliveira	9.095	10.889	2.5
2	A2	S Goodlip	9.258	10.697	2.0
3	A3	A Smith	9.894	10.010	1.5
4	A5	L Smith	9.925	9.978	1.0
5	B2	N Sismey	9.941	9.962	0.5
6	C3	L Hobson	9.942	9.961	
7	A4	T Gray	9.987	9.916	
8	D1	A Staniec	10.118	9.788	
9	B3	A Mitro	10.162	9.746	
10	B5	P Rees	10.333	9.584	
11	C2	J Borges	10.477	9.453	
12	B1	N Jarram	10.577	9.363	
13	D6	D Russell	10.788	9.180	
14	C4	D Kalyan	10.973	9.025	
15	C1	S Gray	10.985	9.015	
16	D2	D Trantom	11.034	8.975	
17	C5	R Booth	11.357	8.720	
18	D4	S Rankin	11.484	8.624	
19	D5	A Mason	12.030	8.232	
20	B4	B Whitehouse	12.898	7.678	

Final Points

Pos	Competitor	Pts
1	S Goodlip (SR-1)	22.0
2	T Gray	16.5
3	V de Oliveira (SR-1)	15.5
4	N Sismey	15.0
5	A Staniec	12.0
6	L Hobson	11.0
6	A Smith	11.0
8	A Mitro	10.5
9	P Rees	10.0
10	N Jarram	9.0
11	D Russell	8.5
12	R Booth	8.0
12	D Trantom	8.0
12	L Smith	8.0
15	S Gray	6.5
16	A Mason	6.0
17	B Whitehouse	5.5
18	J Borges	5.0
19	S Rankin	4.5
20	D Kalyan	4.0

Group Points

Pos	Competitor	Pts
1	L Hobson	4.0
1	D Russell	4.0
1	R Booth	4.0
4	S Goodlip (SR-1)	3.5
4	T Gray	3.5
4	N Sismey	3.5
7	A Staniec	3.0
7	A Mitro	3.0
7	P Rees	3.0
10	V de Oliveira (SR-1)	2.0
10	D Trantom	2.0
10	S Gray	2.0
13	A Smith	1.5
13	N Jarram	1.5
13	A Mason	1.5
13	J Borges	1.5
17	L Smith	1.0
17	B Whitehouse	1.0
17	S Rankin	1.0
17	D Kalyan	1.0

The last lap – New racer Daryl had a great weekend even deciding to stay for the Saturday PM session, racing in all nine Club Nights. He would take a best finish of 10th in the penultimate race.

Everyone's

Best Results

At This Circuit

What are my Best Scores?

Who Have I Beaten?

dhorc Carrera DIGITAL 132 **Road America Best Off Chart** SmartRace

Qualifying / Fastest Lap

Pos	Competitor	Fastest	MPH	Date
1	V de Oliveira	8.856	11.183	26-Sep-26
2	S Goodlip	9.212	10.751	26-Sep-26
3	A Smith	9.380	10.558	02-Jul-24
4	S Whittaker	9.639	10.274	26-Sep-26
5	L Smith	9.719	10.190	26-Sep-26
6	D Garbett	9.734	10.174	30-Jul-24
7	N Sismey	9.780	10.126	26-Sep-26
8	T Whittaker	9.789	10.117	25-Sep-26
9	S White	9.806	10.099	09-Jul-24
10	T Gray	9.888	10.016	26-Sep-26
11	L Hobson	9.942	9.961	26-Sep-26
12	A Staniec	10.041	9.863	26-Sep-26
13	L Blacker	10.097	9.808	30-Jul-24
14	A Mitro	10.162	9.746	26-Sep-26
15	M Thorpe	10.189	9.720	25-Sep-26
16	J Borges	10.198	9.711	26-Sep-26
17	A Woodhouse	10.261	9.652	26-Sep-26
18	P Rees	10.263	9.650	26-Sep-26
19	J Woodhouse	10.303	9.612	26-Sep-26
20	D Edwards	10.311	9.605	26-Sep-26
21	L Pateman	10.356	9.563	30-Jul-24
22	D Hughes-Dowd	10.509	9.424	09-Jul-24
23	B Whitehouse	10.530	9.405	26-Sep-26
24	M Dutson	10.538	9.398	26-Sep-26
25	N Jarram	10.577	9.363	26-Sep-26
26	D Trantom	10.728	9.231	26-Sep-26
27	D Russell	10.788	9.180	26-Sep-26
28	JJ Hughes-Dowd	10.845	9.132	09-Jul-24
29	D Kalyan	10.973	9.025	26-Sep-26
30	S Gray	10.985	9.015	26-Sep-26
31	S Rankin	11.183	8.856	26-Sep-26
32	T Mullen	11.189	8.851	30-Jul-24
33	R Booth	11.240	8.811	30-Jul-24
34	J Kalyan	11.292	8.770	25-Sep-26
35	JT Hughes-Dowd	11.460	8.642	02-Jul-24
36	C Blake	11.515	8.600	26-Sep-26
37	J Lamb	11.637	8.510	09-Jul-24
38	I Cowlishaw	12.013	8.244	26-Sep-26
39	A Mason	12.030	8.232	26-Sep-26
40	L Edwards	12.095	8.188	09-Jul-24

Race Laps 15-mins Endurance

Pos	Competitor	Laps	Date
1	V de Oliveira	79.0	30-Jul-24
2	S Goodlip	78.1	09-Jul-24
3	S White	77.1	30-Jul-24
4	M Thorpe	76.9	25-Sep-26
5	N Sismey	76.4	26-Sep-26
6	D Garbett	76.2	30-Jul-24
7	L Blacker	75.8	30-Jul-24
8	T Gray	75.5	26-Sep-26
9	P Rees	74.4	26-Sep-26
10	A Smith	74.2	26-Sep-26
11	A Woodhouse	73.7	26-Sep-26
12	L Smith	73.5	26-Sep-26
13	L Hobson	73.4	26-Sep-26
14	S Whittaker	72.6	26-Sep-26
15	T Whittaker	72.4	26-Sep-26
16	A Staniec	72.1	26-Sep-26
17	D Edwards	71.9	26-Sep-26
18	L Pateman	71.5	30-Jul-24
19	A Mitro	69.9	26-Sep-26
20	B Whitehouse	69.4	26-Sep-26
21	JJ Hughes-Dowd	69.3	09-Jul-24
22	D Russell	69.0	26-Sep-26
23	N Jarram	68.4	26-Sep-26
24	J Kalyan	68.1	25-Sep-26
25	D Kalyan	67.5	30-Jul-24
26	D Trantom	67.0	26-Sep-26
27	R Booth	66.3	30-Jul-24
28	S Gray	66.2	09-Jul-24
29	J Borges	66.0	26-Sep-26
30	J Woodhouse	65.4	26-Sep-26
31	J Lamb	65.3	09-Jul-24
32	M Dutson	65.1	30-Jul-24
33	S Rankin	64.9	09-Jul-24
34	L Edwards	63.3	09-Jul-24
35	D Hughes-Dowd	62.7	09-Jul-24
36	C Blake	59.8	26-Sep-26
37	T Mullen	58.7	30-Jul-24
38	JT Hughes-Dowd	58.4	09-Jul-24
39	A Mason	58.2	26-Sep-26
40	I Cowlishaw	53.9	26-Sep-26

Race Laps 5-mins Sprint

Pos	Competitor	Laps	Date
1	V de Oliveira	31.3	26-Sep-26
2	S Goodlip	30.8	26-Sep-26
3	T Gray	28.5	26-Sep-26
4	N Sismey	28.3	26-Sep-26
5	A Smith	27.7	25-Sep-26
6	L Hobson	27.6	26-Sep-26
7	A Staniec	27.5	26-Sep-26
7	T Whittaker	27.5	25-Sep-26
9	A Mitro	27.3	26-Sep-26
9	P Rees	27.3	26-Sep-26
11	A Woodhouse	26.9	26-Sep-26
12	D Edwards	26.7	26-Sep-26
13	L Smith	26.5	26-Sep-26
14	M Thorpe	26.1	25-Sep-26
15	J Woodhouse	25.9	26-Sep-26
16	N Jarram	25.5	26-Sep-26
17	D Russell	25.4	26-Sep-26
17	S Whittaker	25.4	26-Sep-26
19	B Whitehouse	25.3	26-Sep-26
20	R Booth	24.4	26-Sep-26
20	D Trantom	24.4	26-Sep-26
22	J Borges	24.3	26-Sep-26
23	J Kalyan	23.9	25-Sep-26
24	S Gray	23.6	26-Sep-26
25	D Kalyan	23.3	26-Sep-26
26	L Stokes	22.2	25-Sep-26
27	A Mason	22.0	26-Sep-26
28	C Blake	21.7	26-Sep-26
29	S Rankin	21.2	26-Sep-26
30	M Dutson	21.1	26-Sep-26
31	L Edwards	20.8	26-Sep-26
32	M Graham	19.0	25-Sep-26
33	I Cowlishaw	15.7	26-Sep-26

ROAD AMERICA®

Race Reports

Road America

NASCAR

Carrera DIGITAL 132

Rounds 03, 04 & 05

Road America Carrera Digital NASCAR Friday PM 25Sep26

Race Groups - Issue 2

Grp	Competitor	Rank	Grp	Competitor	Rank
A			B		
A1	S Goodlip	3.037	B1	M Thorpe	7.370
A2	S Whittaker	4.259	B2	T Whittaker	8.778
A3	N Sismey	12.370	B3	R Booth	19.259
A4	P Rees	15.926	B4	B Whitehouse	15.852
A5	S Gray	15.926	B5	T Gray	6.111
A6			B6		

Road America Carrera Digital NASCAR Saturday AM 26Sep26

Race Groups - Issue 1

Grp	Competitor	Rank	Grp	Competitor	Rank
A			B		
A1	S Goodlip	3.037	B1	L Smith	10.037
A2	S Whittaker	4.259	B2	T Whittaker	8.778
A3	N Sismey	12.370	B3	R Booth	19.259
A4	P Rees	15.926	B4	V de Oliveira	2.444
A5	S Gray	15.926	B5	T Gray	6.111
A6			B6		

Road America Carrera Digital NASCAR Saturday PM 26Sep26

Race Groups - Issue 1

Grp	Competitor	Rank	Grp	Competitor	Rank
A			B		
A1	S Goodlip	3.037	B1	L Smith	10.037
A2	N Sismey	12.370	B2	R Booth	19.259
A3	P Rees	15.926	B3	V de Oliveira	2.444
A4	S Gray	15.926	B4	T Gray	6.111
A5			B5		
A6			B6		



The NASCAR Cup grid without the absent Terry Mullen's car

Tom, Liam & Simon all take NASCAR Cup wins

We had three different winners in the three 5-minute NASCAR Cup races during the Road America weekend. This is structured slightly different to the GT races with all of the car owners running in Group A based on their ranking and their team mates then running in Group B in the same positions as their car owners. Also if a team mate is away you can bring in a reserve driver.

Tom Gray took his first win of the year in Round 3 while stand in driver for Team M&S2 **Liam Smith** took the win in Round 4 on Saturday morning, with **Simon Goodlip** being the first racer to take two wins in 2026. He leads the Championship with his M&S2 Team leading the Team Championship thanks to four wins from five rounds this year. Next stop Road Atlanta.

Road America Carrera Digital NASCAR Cup Round 03 - 25Sep26

Final Position					Fastest Lap						Final Points		
Pos	Grp	Competitor	Laps	Pts	Pos	Grp	Competitor	Time	MPH	Pts	Pos	Competitor	Pts
1	B5	T Gray	26.0	20.0	1	B1	M Thorpe	10.463	9.465	2.5	1	T Gray	21.5
2	B1	M Thorpe	25.2	16.5	2	A1	S Goodlip	10.774	9.192	2.0	2	M Thorpe	19.0
3	A4	P Rees	24.7	14.5	3	B5	T Gray	10.965	9.032	1.5	3	P Rees	15.0
4	B4	B Whitehouse	23.6	13.0	4	A2	S Whittaker	11.383	8.700	1.0	4	B Whitehouse	13.0
5	A2	S Whittaker	23.4	12.0	5	A5	P Rees	11.468	8.636	0.5	4	S Whittaker	13.0
6	A3	N Sismey	23.2	11.0	6	B4	B Whitehouse	11.574	8.557		6	N Sismey	11.0
7	A5	S Gray	22.1	10.5	7	A3	N Sismey	11.654	8.498		6	S Goodlip	11.0
8	B3	R Booth	21.7	10.0	8	A5	S Gray	11.656	8.496		8	S Gray	10.5
9	B2	T Whittaker	21.2	10.0	9	B2	T Whittaker	11.785	8.403		9	R Booth	10.0
10	A1	S Goodlip	20.4	9.0	10	B3	R Booth	12.781	7.749		9	T Whittaker	10.0

Road America Carrera Digital NASCAR Cup Round 04 - 26Sep26

Final Position					Fastest Lap						Final Points		
Pos	Grp	Competitor	Laps	Pts	Pos	Grp	Competitor	Time	MPH	Pts	Pos	Competitor	Pts
1	B1	L Smith	25.7	20.0	1	A1	S Goodlip	10.661	9.289	2.5	1	L Smith	21.0
2	B4	V de Oliveira	24.8	16.5	2	B4	V de Oliveira	10.685	9.269	2.0	2	V de Oliveira	18.5
3	A4	P Rees	23.7	14.5	3	A2	S Whittaker	10.839	9.137	1.5	3	P Rees	15.0
4	A2	S Whittaker	23.3	13.0	4	B1	L Smith	10.906	9.081	1.0	4	S Whittaker	14.5
5	A3	N Sismey	22.7	12.0	5	A4	P Rees	11.014	8.992	0.5	5	S Goodlip	13.5
6	A1	S Goodlip	22.2	11.0	6	A3	N Sismey	11.200	8.842		6	N Sismey	12.0
7	B2	T Whittaker	21.1	10.5	7	B2	T Whittaker	11.803	8.391		7	T Whittaker	10.5
8	B5	T Gray	20.9	10.0	8	B5	T Gray	12.015	8.243		8	T Gray	10.0
9	B3	R Booth	19.6	9.5	9	B3	R Booth	12.080	8.198		9	R Booth	9.5
10	A5	S Gray	19.1	9.0	10	A5	S Gray	13.723	7.217		10	S Gray	9.0

Road America Carrera Digital NASCAR Cup Round 05 - 26Sep26

Final Position					Fastest Lap						Final Points		
Pos	Grp	Competitor	Laps	Pts	Pos	Grp	Competitor	Time	MPH	Pts	Pos	Competitor	Pts
1	A1	S Goodlip	25.8	20.0	1	B3	V de Oliveira	10.500	9.432	2.5	1	S Goodlip	21.5
2	A3	P Rees	25.0	16.5	2	B1	L Smith	10.678	9.275	2.0	2	P Rees	17.5
3	A2	N Sismey	24.7	14.5	3	A1	S Goodlip	10.686	9.268	1.5	3	V de Oliveira	15.5
4	B3	V de Oliveira	24.4	13.0	4	A3	P Rees	10.870	9.111	1.0	4	N Sismey	15.0
5	B4	T Gray	23.3	12.0	5	A2	N Sismey	10.973	9.025	0.5	5	L Smith	13.0
6	B1	L Smith	23.0	11.0	6	B4	T Gray	11.530	8.589		6	T Gray	12.0
7	B2	R Booth	21.4	10.5	7	B2	R Booth	12.357	8.014		7	R Booth	10.5
8	A4	S Gray	19.7	10.0	8	A4	S Gray	12.918	7.666		8	S Gray	10.0

Championship Tables

Simon's Audi R8 was hot property at Road America

Those All Important

Points!

Championship Leaders 26Sep26 After Round 44

Derby HO Racing Club
www.dhorc.co.uk
dhorc
SmartRace
Carrera DIGITAL

Championship
Simon Goodlip

Group
Phil Rees

Sprint Races
Simon Goodlip

70+
Andrew Staniec

Team
Audistang
Simon Goodlip / Phil Rees

Weekend Team
Audistang
Simon Goodlip / Phil Rees

Jono Johnson
Victor de Oliveira/Steve White

Weekend
Phil Rees

NASCAR
Simon Goodlip

NASCAR Team
M&S 2
Simon Goodlip / Martin Thorpe

Key: Green = Champion
Orange = New Leader

Simon made Road America his own

DHORC Carrera Digital Championship 2026 Round 44 (1of2)

Pos	Competitor	Sonoma Raceway 20-Jan-26			Monza Banked Circuit 30-Jan-26			Monza Banked Circuit 31-Jan-26					Mugello (GP) 10-Feb-26			Ruapuna Park (Euromarque MP) 17-Mar-26			Autodromo di Franciacorta 14-Apr-26			Fortaleza 26-May-26			Total All Scores	Best 75% TBA	Diff
		1	2	3 SR1	4	5	6 SR2	7	8	9 SR3	10	11	12	13	14 SR4	15	16	17 SR5	18	19	20 SR6	21	22	23 SR7			
1	S Goodlip	45	38	17.0	38	45	22.0	37	29	16.5	22	44	32	33	18.0	29	29	15.0	DNS	DNS	DNS	DNS	DNS	DNS	1134.0	911	
2	T Gray	31	41	10.0	23	33	14.5	19	22	10.0	29	29	20	22	9.0	20	19	0.5	33	21	14.5	20	24	12.0	888.5	731	180
3	S White	28	25	18.5	43	33	22.5	12	37	9.0	45	22	37	43	22.0	28	44	16.0	44	29	14.0	33	30	18.5	919.0	726	5
4	V de Oliveira	DNS	DNS	21.0	28	4	2.0	38	45	22.5	30	8	45	45	9.0	38	38	22.5	10	45	22.5	45	45	19.0	838.5	676	50
5	M Thorpe	DNS	DNS	DNS	26	9	10.5	40	26	14.5	24	24	1	13	10.0	41	29	16.5	26	35	17.5	33	33	16.5	752.0	629	47
6	A Smith	22	29	6.0	9	7	12.5	26	22	12.0	18	14	19	28	15.5	0	14	10.5	32	8	14.5	22	22	10.5	767.0	609	20
7	L Smith	12	18	7.5	13	21	10.0	24	19	7.5	16	17	22	20	10.5	16	22	8.5	19	12	3.5	7	13	6.0	679.0	560	49
8	N Sismey	DNS	DNS	11.0	17	18	6.5	19	29	10.0	33	26	19	24	12.0	18	16	4.5	21	3	8.5	8	21	11.0	691.5	555	5
9	S Whittaker	36	24	13.5	31	26	13.0	DNS	DNS	DNS	22	42	16	19	15.0	DNS	DNS	10.0	DNS	DNS	DNS	19	31	21.5	683.0	546	9
10	P Rees	11	9	1.5	16	24	1.0	21	18	10.0	20	13	6	8	4.0	DNS	DNS	2.0	12	19	7.5	22	15	9.5	562.5	467	79
11	C Cooper	13	6	12.0	16	9	2.5	DNS	DNS	DNS	DNS	DNS	24	0	7.5	35	22	12.0	27	30	6.5	29	11	3.0	484.0	395	72
12	T Whittaker	6	20	6.5	18	24	6.0	DNS	DNS	DNS	12	15	13	16	0.5	4	9	7.5	DNS	DNS	DNS	12	11	6.0	486.0	388	7
13	D Kalyan	9	13	5.5	10	10	7.5	20	17	11.0	11	9	11	10	4.0	DNS	DNS	3.5	17	17	6.5	14	12	5.0	416.0	345	43
14	J Kalyan	DNS	DNS	0.5	20	20	9.0	DNS	DNS	DNS	DNS	DNS	12	9	4.5	14	17	6.5	15	11	7.0	15	18	10.5	401.0	322	23
15	A Staniec	0	24	9.5	5	9	1.5	5	12	5.0	13	20	7	6	3.0	12	7	6.5	2	17	11.0	19	19	7.0	386.0	310	12
16	S Gray	2	15	5.5	6	16	4.5	11	11	2.0	11	10	4	4	1.0	DNS	DNS	DNS	1	17	9.5	11	10	3.0	368.0	295	15
17	T Mullen	DNS	DNS	1.0	11	5	10.0	16	13	8.0	15	16	16	17	9.5	17	19	3.0	20	22	10.5	10	18	7.5	348.0	284	11
18	A Mitro	16	16	8.5	DNS	DNS	DNS	10	9	5.5	4	8	DNS	DNS	DNS	13	12	8.0	DNS	DNS	DNS	16	9	8.5	340.5	273	11
19	J Borges	3	5	2.5	3	4	7.5	12	10	4.0	7	2	10	3	8.5	2	5	0.0	22	14	10.5	24	20	10.0	347.0	267	6
20	L Blacker	21	26	9.0	DNS	DNS	DNS	DNS	DNS	DNS	DNS	DNS	26	21	5.5	19	16	9.0	DNS	DNS	DNS	18	6	8.0	336.0	263	4
21	R Booth	8	8	2.0	14	14	8.5	15	16	6.0	DNS	DNS	10	5	0.0	11	11	5.5	DNS	DNS	DNS	13	16	6.5	320.5	259	4
22	N Jarram	15	14	8.0	DNS	DNS	DNS	14	8	4.5	3	11	DNS	DNS	DNS	8	6	2.5	16	20	9.0	DNS	DNS	DNS	278.5	225	34
23	D Edwards	26	0	10.5	19	12	3.5	DNS	DNS	DNS	DNS	DNS	5	7	7.5	7	0	DNS	9	10	5.5	DNS	DNS	DNS	284.5	220	5
24	B Whitehouse	DNS	DNS	DNS	8	17	4.5	22	15	6.5	17	22	DNS	DNS	DNS	DNS	DNS	DNS	DNS	DNS	DNS	DNS	DNS	DNS	227.0	197	23
25	C Blake	4	12	0.0	7	15	6.0	13	7	7.0	8	18	0	11	8.5	15	13	10.0	13	24	0.5	5	4	2.0	219.0	183	14
26	J Bowles	10	7	3.5	12	11	3.0	DNS	DNS	DNS	DNS	DNS	21	15	2.5	3	2	1.0	14	13	8.0	6	5	4.5	202.0	167	16
27	J Wardle	18	11	3.0	1	2	6.0	DNS	DNS	DNS	DNS	DNS	DNS	DNS	DNS	9	8	0.0	11	19	3.0	DNS	DNS	DNS	183.5	150	17
28	A Woodhouse	20	19	6.0	DNS	DNS	DNS	DNS	DNS	DNS	DNS	DNS	DNS	DNS	DNS	6	4	4.0	4	DNS	DNS	DNS	DNS	DNS	181.0	144	6
29	D Trantom	1	4	0.0	DNS	DNS	DNS	DNS	DNS	DNS	DNS	DNS	0	0	1.5	0	0	0.0	10	9	4.5	3	7	4.0	176.0	139	5
30	J Woodhouse	0	0	0.0	DNS	DNS	DNS	DNS	DNS	DNS	DNS	DNS	DNS	DNS	DNS	10	11	5.0	20	DNS	DNS	DNS	DNS	DNS	155.0	135	4
31	L Hobson	DNS	DNS	DNS	DNS	DNS	DNS	DNS	DNS	DNS	DNS	DNS	DNS	DNS	DNS	DNS	DNS	DNS	DNS	DNS	DNS	DNS	DNS	DNS	168.5	134	1
32	D Hughes-Dowd	20	20	7.5	DNS	DNS	DNS	DNS	DNS	DNS	15	DNS	21	14	11.0	22	21	7.5	DNS	DNS	DNS	DNS	DNS	DNS	159.0	133	1
33	M Dutson	DNS	DNS	DNS	2	3	2.5	6	5	3.0	6	6	8	12	6.5	5	3	1.5	DNS	DNS	DNS	9	15	3.5	147.5	119	14
34	K Spink	DNS	DNS	DNS	4	21	12.0	19	22	11.5	19	23	DNS	DNS	DNS	DNS	DNS	DNS	DNS	DNS	DNS	DNS	DNS	DNS	131.5	108	11
35	A Mason	DNS	DNS	DNS	DNS	DNS	DNS	8	4	2.5	2	4	2	1	0.0	1	1	0.0	6	6	1.5	4	3	1.5	121.5	100	8
36	JJ Hughes-Dowd	14	2	0.0	DNS	DNS	DNS	DNS	DNS	DNS	DNS	DNS	15	20	5.0	21	24	12.0	DNS	DNS	DNS	DNS	DNS	DNS	113.0	96	4
37	S Rankin	0	1	0.0	DNS	DNS	DNS	7	6	1.5	5	12	3	2	2.0	0	0	0.0	7	7	5.0	DNS	DNS	DNS	115.0	95	1
38	L Stokes	DNS	DNS	DNS	DNS	DNS	DNS	DNS	DNS	DNS	DNS	DNS	DNS	DNS	DNS	DNS	DNS	DNS	DNS	DNS	4.5	DNS	DNS	DNS	99.0	76	19
39	L Pateman	17	10	0.0	DNS	DNS	DNS	3	14	17.5	14	5	DNS	DNS	DNS	DNS	DNS	DNS	DNS	DNS	DNS	DNS	DNS	DNS	80.5	63	13
40	D Russell	DNS	DNS	DNS	DNS	DNS	DNS	DNS	DNS	DNS	DNS	DNS	DNS	DNS	DNS	DNS	DNS	DNS	DNS	DNS	DNS	DNS	DNS	DNS	76.0	61	2
41	L Edwards	5	3	0.0	DNS	DNS	DNS	DNS	DNS	DNS	DNS	DNS	0	0	0.0	DNS	DNS	DNS	3	5	1.0	DNS	DNS	DNS	67.0	58	3
42	R Goodere	DNS	DNS	DNS	DNS	DNS	DNS	DNS	DNS	DNS	DNS	DNS	DNS	DNS	DNS	DNS	DNS	DNS	9	8	2.0	DNS	DNS	DNS	63.0	54	4
43	M Graham	DNS	DNS	DNS	DNS	DNS	DNS	DNS	DNS	DNS	DNS	DNS	DNS	DNS	DNS	DNS	DNS	DNS	DNS	DNS	3.5	DNS	DNS	DNS	51.5	43	11
44	S Bradley	DNS	DNS	DNS	21	13	8.0	DNS	DNS	DNS	DNS	DNS	DNS	DNS	DNS	DNS	DNS	DNS	DNS	DNS	DNS	DNS	DNS	DNS	42.0	34	9
45	I Cowlishaw	DNS	DNS	DNS	DNS	DNS	DNS	DNS	DNS	DNS	DNS	DNS	DNS	DNS	DNS	DNS	DNS	DNS	DNS	DNS	DNS	DNS	DNS	DNS	35.0	31	3
46	G Ng	DNS	DNS	DNS	DNS	DNS	DNS	5	3	3.5	1	7	DNS	DNS	DNS	DNS	DNS	DNS	DNS	DNS	DNS	DNS	DNS	DNS	19.5	16	15
47	C Hawes	7	0	4.5	DNS	DNS	DNS	DNS	DNS	DNS	DNS	DNS	DNS	DNS	DNS	DNS	DNS	DNS	DNS	DNS	DNS	DNS	DNS	DNS	11.5	7	9
48	M Blood	DNS	DNS	DNS	DNS	DNS	DNS	DNS	DNS	DNS	DNS	DNS	DNS	DNS	DNS	DNS	DNS	DNS	DNS	DNS	4.0	DNS	DNS	DNS	4.0	0	
48	M Gretton	DNS	DNS	DNS	DNS	DNS	DNS	DNS	DNS	DNS	DNS	DNS	DNS	DNS	DNS	DNS	DNS	DNS	DNS	DNS	2.5	DNS	DNS	DNS	2.5	0	7
	Carrera Digital Race	210	211	212	213	214	215	216	217	218	219	220	221	222	223	224	225	226	227	228	229	230	231	232	Total	TBA	Diff

(Note SR races don't count towards main Championship)

2026 – Derby HO Racing Club's 35th Season - 2026

DHORC Carrera Digital Championship 2026 Round 44 (2of2)

Pos	Competitor	Fuji Speedway 16-Jun-26			Okayama (Ti Circuit Aida) 07-Jul-26			Watkins Glen IMSA 21-Jul-26			Sonoma Raceway 08-Sep-26			Road America Friday 25-Sep-26			Road America Saturday 26-Sep-26						Total All Scores	Best 75% TBA	Diff
		24	25	26 SR8	27	28	29 SR9	30	31	32 SR10	33	34	35 SR11	36	37	38 SR12	39	40	41 SR13	42	43	44 SR14			
1	S Goodlip	45	45	22.5	38	44	18.5	17	37	18.5	6	38	16.5	31	45	14.5	23	44	22.0	44	33	22.0	1134.0	911	
2	T Gray	24	26	10.5	20	22	15.0	25	22	15.5	DNS	DNS	DNS	29	32	20.0	40	29	9.5	30	26	16.5	888.5	731	180
3	S White	33	29	18.5	26	28	21.0	22	3	11.5	23	29	21.5	DNS	DNS	DNS	DNS	DNS	DNS	DNS	DNS	DNS	919.0	726	5
4	V de Oliveira	DNS	DNS	DNS	44	34	10.0	DNS	DNS	DNS	DNS	DNS	DNS	DNS	DNS	DNS	20	38	18.5	38	38	15.5	838.5	676	50
5	M Thorpe	34	33	12.0	29	33	13.0	26	40	1.0	DNS	DNS	DNS	41	33	11.5	DNS	DNS	DNS	DNS	DNS	DNS	752.0	629	47
6	A Smith	28	33	16.0	27	16	10.5	31	32	11.0	DNS	DNS	DNS	36	25	16.5	17	29	11.5	21	22	11.0	767.0	609	20
7	L Smith	19	15	6.0	17	24	6.0	8	14	10.5	29	40	13.0	7	29	13.0	23	22	9.0	25	17	8.0	679.0	560	49
8	N Sismey	21	20	10.0	15	6	4.5	19	20	7.0	13	16	11.0	24	18	10.0	23	19	15.5	28	41	15.0	691.5	555	5
9	S Whittaker	DNS	DNS	DNS	25	23	10.5	43	29	22.5	43	25	11.0	20	24	11.5	26	22	8.5	DNS	DNS	DNS	683.0	546	9
10	P Rees	20	19	8.0	18	10	7.0	10	8	6.0	18	14	7.0	22	22	10.0	33	16	12.0	19	24	10.0	562.5	467	79
11	C Cooper	DNS	DNS	DNS	19	13	12.0	37	29	13.0	44	31	20.5	DNS	DNS	DNS	DNS	DNS	DNS	DNS	DNS	DNS	484.0	395	72
12	T Whittaker	18	22	13.0	12	12	9.5	18	24	12.5	5	26	13.0	25	24	16.0	26	16	7.5	DNS	DNS	DNS	486.0	388	7
13	D Kalyan	11	3	0.5	10	7	1.0	5	12	4.0	16	18	7.0	16	14	7.5	17	10	4.0	16	10	4.0	416.0	345	43
14	J Kalyan	18	16	7.0	16	19	10.5	20	16	9.0	17	12	6.0	19	18	8.5	DNS	DNS	DNS	DNS	DNS	DNS	401.0	322	23
15	A Staniec	0	0	0.0	DNS	DNS	3.5	11	DNS	DNS	11	10	5.5	13	9	4.5	20	17	7.0	20	22	12.0	386.0	310	12
16	S Gray	14	7	5.0	11	15	8.5	16	16	9.0	15	2	8.0	15	10	6.0	11	9	4.5	12	13	6.5	368.0	295	15
17	T Mullen	4	18	11.0	1	14	2.0	16	2	1.5	14	0	DNS	DNS	DNS	DNS	DNS	DNS	DNS	DNS	DNS	DNS	348.0	284	11
18	A Mitro	15	21	8.0	DNS	DNS	DNS	21	19	9.5	26	1	0.5	DNS	DNS	DNS	7	14	8.5	17	19	10.5	340.5	273	11
19	J Borges	15	10	8.5	4	0	4.0	13	18	7.0	8	7	5.0	9	5	2.5	0	1	5.0	15	16	5.0	347.0	267	6
20	L Blacker	13	18	12.5	8	12	11.0	16	9	7.5	19	15	10.5	DNS	DNS	DNS	DNS	DNS	DNS	DNS	DNS	DNS	336.0	263	4
21	R Booth	16	13	5.5	9	9	7.0	7	4	2.5	DNS	DNS	DNS	7	13	7.0	10	8	3.0	10	12	8.0	320.5	259	4
22	N Jarram	DNS	DNS	DNS	DNS	DNS	DNS	9	10	5.5	24	20	8.0	DNS	DNS	DNS	4	12	7.0	14	17	9.0	278.5	225	34
23	D Edwards	22	12	10.0	14	17	8.5	DNS	DNS	DNS	12	21	9.0	DNS	DNS	DNS	9	18	10.0	DNS	DNS	DNS	284.5	220	5
24	B Whitehouse	DNS	DNS	DNS	DNS	DNS	DNS	DNS	DNS	DNS	DNS	DNS	DNS	17	15	8.0	18	13	5.5	18	15	5.5	227.0	197	23
25	C Blake	DNS	DNS	DNS	2	2	0.0	DNS	DNS	DNS	DNS	DNS	DNS	DNS	DNS	DNS	6	4	2.0	DNS	DNS	DNS	219.0	183	14
26	J Bowles	DNS	DNS	DNS	6	8	3.5	17	17	9.0	DNS	DNS	DNS	DNS	DNS	DNS	DNS	DNS	DNS	DNS	DNS	DNS	202.0	167	16
27	J Wardle	9	14	6.5	13	18	5.5	DNS	DNS	DNS	0	17	9.5	DNS	DNS	DNS	DNS	DNS	DNS	DNS	DNS	DNS	183.5	150	17
28	A Woodhouse	7	5	3.5	0	3	2.5	DNS	DNS	DNS	20	19	10.5	DNS	DNS	DNS	13	24	10.5	DNS	DNS	DNS	181.0	144	6
29	D Trantom	2	4	2.5	0	0	0.5	2	13	3.0	6	4	3.0	8	16	6.5	17	11	3.5	11	11	8.0	176.0	139	5
30	J Woodhouse	10	0	2.0	21	22	5.0	DNS	DNS	DNS	23	DNS	DNS	DNS	DNS	DNS	12	6	8.0	DNS	DNS	DNS	155.0	135	4
31	L Hobson	DNS	DNS	DNS	DNS	DNS	DNS	DNS	DNS	DNS	DNS	DNS	DNS	18	20	10.5	29	21	13.0	24	22	11.0	168.5	134	1
32	D Hughes-Dowd	DNS	DNS	DNS	DNS	DNS	DNS	DNS	DNS	DNS	DNS	DNS	DNS	DNS	DNS	DNS	DNS	DNS	DNS	DNS	DNS	DNS	159.0	133	1
33	M Dutson	8	9	1.5	DNS	DNS	DNS	0	5	5.5	DNS	DNS	DNS	6	8	3.5	1	2	1.0	DNS	DNS	DNS	147.5	119	14
34	K Spink	DNS	DNS	DNS	DNS	DNS	DNS	DNS	DNS	DNS	DNS	DNS	DNS	DNS	DNS	DNS	DNS	DNS	DNS	DNS	DNS	DNS	131.5	108	11
35	A Mason	2	0	0.0	DNS	DNS	DNS	1	6	2.0	7	8	3.0	10	6	5.0	DNS	DNS	DNS	9	9	6.0	121.5	100	8
36	JJ Hughes-Dowd	DNS	DNS	DNS	DNS	DNS	DNS	DNS	DNS	DNS	DNS	DNS	DNS	DNS	DNS	DNS	DNS	DNS	DNS	DNS	DNS	DNS	113.0	96	4
37	S Rankin	3	1	3.0	5	0	1.5	4	DNS	DNS	4	5	1.0	DNS	DNS	DNS	2	5	1.5	8	8	4.5	115.0	95	1
38	L Stokes	5	11	5.0	0	1	0.0	3	7	3.5	10	13	4.5	14	12	5.5	DNS	DNS	DNS	DNS	DNS	DNS	99.0	76	19
39	L Pateman	DNS	DNS	DNS	DNS	DNS	DNS	DNS	DNS	DNS	DNS	DNS	DNS	DNS	DNS	DNS	DNS	DNS	DNS	DNS	DNS	DNS	80.5	63	13
40	D Russell	DNS	DNS	DNS	DNS	DNS	DNS	DNS	DNS	DNS	DNS	DNS	DNS	11	11	4.0	5	3	2.5	13	18	8.5	76.0	61	2
41	L Edwards	6	6	4.0	7	5	0.0	DNS	DNS	DNS	0	3	3.5	DNS	DNS	DNS	8	7	0.5	DNS	DNS	DNS	67.0	58	3
42	R Goodere	0	2	1.0	DNS	DNS	DNS	6	11	4.5	9	9	1.5	DNS	DNS	DNS	DNS	DNS	DNS	DNS	DNS	DNS	63.0	54	4
43	M Graham	0	8	0.0	3	4	0.0	DNS	DNS	DNS	2	6	2.0	12	8	3.0	DNS	DNS	DNS	DNS	DNS	DNS	51.5	43	11
44	S Bradley	DNS	DNS	DNS	DNS	DNS	DNS	DNS	DNS	DNS	DNS	DNS	DNS	DNS	DNS	DNS	DNS	DNS	DNS	DNS	DNS	DNS	42.0	34	9
45	I Cowlishaw	DNS	DNS	DNS	DNS	DNS	DNS	DNS	DNS	DNS	3	11	4.0	DNS	DNS	DNS	3	0	0.0	7	7	DNS	35.0	31	3
46	G Ng	DNS	DNS	DNS	DNS	DNS	DNS	DNS	DNS	DNS	DNS	DNS	DNS	DNS	DNS	DNS	DNS	DNS	DNS	DNS	DNS	DNS	19.5	16	15
47	C Hawes	DNS	DNS	DNS	DNS	DNS	DNS	DNS	DNS	DNS	DNS	DNS	DNS	DNS	DNS	DNS	DNS	DNS	DNS	DNS	DNS	DNS	11.5	7	9
48	M Blood	DNS	DNS	DNS	DNS	DNS	DNS	DNS	DNS	DNS	DNS	DNS	DNS	DNS	DNS	DNS	DNS	DNS	DNS	DNS	DNS	DNS	4.0	0	
48	M Gretton	DNS	DNS	DNS	DNS	DNS	DNS	DNS	DNS	DNS	DNS	DNS	DNS	DNS	DNS	DNS	DNS	DNS	DNS	DNS	DNS	DNS	2.5	0	7
	Carrera Digital Race	233	234	235	236	237	238	239	240	241	242	243	244	245	246	247	248	249	250	251	252	253	Total	TBA	Diff

(Note SR races don't count towards main Championship)

2026 – Derby HO Racing Club's 35th Season - 2026

Carrera Digital Sprint Championship 2026 Round 14

Sprint Races

Pos	Competitor	Sonoma Raceway	Monza Banked Friday	Monza Banked Saturday	Mugello (GP)	Ruapuna (EMP)	Autodromo di Franciacorta	Fortaleza	Fuji Speedway	Okayama Ti Aida	Watkins Glen IMSA	Sonoma Raceway	Road America Friday	Road America Saturday		Total All Scores	Best 75% TBA	Diff
		20-Jan-25	30-Jan-26	31-Jan-26	10-Feb-26	17-Mar-25	14-Apr-26	26-May-26	16-Jun-26	07-Jul-26	21-Jul-26	08-Sep-26	25-Sep-26	26-Sep-26				
		3 SR1	6 SR2	9 SR3	14 SR4	17 SR5	20 SR6	23 SR7	26 SR8	29 SR9	32 SR10	35 SR 11	38 SR 12	41 SR 13	44 SR 14			
1	S Goodlip	17.0	22.0	16.5	18.0	15.0	DNS	DNS	22.5	18.5	18.5	16.5	14.5	22.0	22.0	223.0	223.0	
2	S White	18.5	22.5	9.0	22.0	16.0	14.0	18.5	18.5	21.0	11.5	21.5	DNS	DNS	DNS	193.0	193.0	30.0
3	V de Oliveira	21.0	2.0	22.5	9.0	22.5	22.5	19.0	DNS	10.0	DNS	DNS	DNS	18.5	15.5	162.5	162.5	30.5
4	A Smith	6.0	12.5	12.0	15.5	10.5	14.5	10.5	16.0	10.5	11.0	DNS	16.5	11.5	11.0	158.0	158.0	4.5
5	T Gray	10.0	14.5	10.0	9.0	0.5	14.5	12.0	10.5	15.0	15.5	DNS	20.0	9.5	16.5	157.5	157.5	0.5
6	S Whittaker	13.5	13.0	DNS	15.0	10.0	DNS	21.5	DNS	10.5	22.5	11.0	11.5	8.5	DNS	137.0	137.0	20.5
7	N Sismey	11.0	6.5	10.0	12.0	4.5	8.5	11.0	10.0	4.5	7.0	11.0	10.0	15.5	15.0	136.5	136.5	0.5
8	M Thorpe	DNS	10.5	14.5	10.0	16.5	17.5	16.5	12.0	13.0	1.0	DNS	11.5	DNS	DNS	123.0	123.0	13.5
9	L Smith	7.5	10.0	7.5	10.5	8.5	3.5	6.0	6.0	6.0	10.5	13.0	13.0	9.0	8.0	119.0	119.0	4.0
10	T Whittaker	6.5	6.0	DNS	0.5	7.5	DNS	6.0	13.0	9.5	12.5	13.0	16.0	7.5	DNS	98.0	98.0	21.0
11	P Rees	1.5	1.0	10.0	4.0	2.0	7.5	9.5	8.0	7.0	6.0	7.0	10.0	12.0	10.0	95.5	95.5	2.5
12	C Cooper	12.0	2.5	DNS	7.5	12.0	6.5	3.0	DNS	12.0	13.0	20.5	DNS	DNS	DNS	89.0	89.0	6.5
13	J Borges	2.5	7.5	4.0	8.5	0.0	10.5	10.0	8.5	4.0	7.0	5.0	2.5	5.0	5.0	80.0	80.0	9.0
14	J Kalyan	0.5	9.0	DNS	4.5	6.5	7.0	10.5	7.0	10.5	9.0	6.0	8.5	DNS	DNS	79.0	79.0	1.0
15	A Staniec	9.5	1.5	5.0	3.0	6.5	11.0	7.0	0.0	3.5	DNS	5.5	4.5	7.0	12.0	76.0	76.0	3.0
16	L Blacker	9.0	DNS	DNS	5.5	9.0	DNS	8.0	12.5	11.0	7.5	10.5	DNS	DNS	DNS	73.0	73.0	3.0
16	S Gray	5.5	4.5	2.0	1.0	DNS	9.5	3.0	5.0	8.5	9.0	8.0	6.0	4.5	6.5	73.0	73.0	0.0
18	D Kalyan	5.5	7.5	11.0	4.0	3.5	6.5	5.0	0.5	1.0	4.0	7.0	7.5	4.0	4.0	71.0	71.0	2.0
19	A Mitro	8.5	DNS	5.5	DNS	8.0	DNS	8.5	8.0	DNS	9.5	0.5	DNS	8.5	10.5	67.5	67.5	3.5
20	D Edwards	10.5	3.5	DNS	7.5	DNS	5.5	DNS	10.0	8.5	DNS	9.0	DNS	10.0	DNS	64.5	64.5	3.0
21	T Mullen	1.0	10.0	8.0	9.5	3.0	10.5	7.5	11.0	2.0	1.5	DNS	DNS	DNS	DNS	64.0	64.0	0.5
22	R Booth	2.0	8.5	6.0	0.0	5.5	DNS	6.5	5.5	7.0	2.5	DNS	7.0	3.0	8.0	61.5	61.5	2.5
23	N Jarram	8.0	DNS	4.5	DNS	2.5	9.0	DNS	DNS	DNS	5.5	8.0	DNS	7.0	9.0	53.5	53.5	8.0
24	D Trantom	0.0	DNS	DNS	1.5	0.0	4.5	4.0	2.5	0.5	3.0	3.0	6.5	3.5	8.0	37.0	37.0	16.5
25	C Blake	0.0	6.0	7.0	8.5	10.0	0.5	2.0	DNS	0.0	DNS	DNS	DNS	2.0	DNS	36.0	36.0	1.0
26	J Bowles	3.5	3.0	DNS	2.5	1.0	8.0	4.5	DNS	3.5	9.0	DNS	DNS	DNS	DNS	35.0	35.0	1.0
27	J Wardle	3.0	6.0	DNS	DNS	0.0	3.0	DNS	6.5	5.5	DNS	9.5	DNS	DNS	DNS	33.5	33.5	1.5
28	B Whitehouse	DNS	4.5	6.5	DNS	DNS	DNS	DNS	DNS	DNS	DNS	DNS	8.0	5.5	5.5	30.0	30.0	3.5
29	M Dutson	DNS	2.5	3.0	6.5	1.5	DNS	3.5	1.5	DNS	5.5	DNS	3.5	1.0	DNS	28.5	28.5	1.5
30	A Woodhouse	6.0	DNS	DNS	DNS	4.0	DNS	DNS	3.5	2.5	DNS	1.5	DNS	10.5	DNS	28.0	28.0	0.5
31	D Hughes-Dowd	7.5	DNS	DNS	11.0	7.5	DNS	DNS	DNS	DNS	DNS	DNS	DNS	DNS	DNS	26.0	26.0	2.0
32	K Spink	DNS	12.0	11.5	DNS	DNS	DNS	DNS	DNS	DNS	DNS	DNS	DNS	DNS	DNS	23.5	23.5	2.5
33	A Mason	DNS	DNS	2.5	0.0	0.0	1.5	1.5	0.0	DNS	2.0	2.5	5.0	DNS	6.0	21.0	21.0	2.5
34	S Rankin	0.0	DNS	1.5	2.0	0.0	5.0	DNS	3.0	1.5	DNS	1.0	DNS	1.5	4.5	20.0	20.0	1.0
34	J Woodhouse	0.0	DNS	DNS	DNS	5.0	DNS	DNS	2.0	5.0	DNS	DNS	DNS	8.0	DNS	20.0	20.0	0.0
36	L Stokes	DNS	DNS	DNS	DNS	DNS	DNS	DNS	5.0	0.0	3.5	4.5	5.5	DNS	DNS	18.5	18.5	1.5
37	L Pateman	0.0	DNS	17.5	DNS	DNS	DNS	DNS	DNS	DNS	DNS	DNS	DNS	DNS	DNS	17.5	17.5	1.0
38	JJ Hughes-Dowd	0.0	DNS	DNS	5.0	12.0	DNS	DNS	DNS	DNS	DNS	DNS	DNS	DNS	DNS	17.0	17.0	0.5
39	D Russell	DNS	DNS	DNS	5.0	12.0	DNS	DNS	DNS	DNS	DNS	DNS	4.0	2.5	8.5	32.0	32.0	-15.0
40	R Goodere	DNS	DNS	DNS	DNS	DNS	2.0	DNS	1.0	DNS	4.5	1.5	DNS	DNS	DNS	9.0	9.0	23.0
40	L Edwards	0.0	DNS	DNS	0.0	DNS	1.0	DNS	4.0	0.0	DNS	3.5	DNS	0.5	DNS	9.0	9.0	0.0
42	S Bradley	DNS	8.0	DNS	DNS	DNS	DNS	DNS	DNS	DNS	DNS	DNS	DNS	DNS	DNS	8.0	8.0	1.0
43	M Graham	DNS	DNS	DNS	DNS	DNS	DNS	DNS	0.0	DNS	DNS	2.0	3.0	DNS	DNS	5.0	5.0	3.0
44	C Hawes	4.5	DNS	DNS	DNS	DNS	DNS	DNS	DNS	DNS	DNS	DNS	DNS	DNS	DNS	4.5	4.5	0.5
45	M Blood	DNS	DNS	DNS	DNS	DNS	4.0	DNS	DNS	DNS	DNS	DNS	DNS	DNS	DNS	4.0	4.0	0.5
45	I Cowlishaw	DNS	DNS	DNS	DNS	DNS	DNS	DNS	DNS	DNS	DNS	4.0	DNS	0.0	DNS	4.0	4.0	0.0
47	G Ng	DNS	DNS	3.5	DNS	DNS	DNS	DNS	DNS	DNS	DNS	DNS	DNS	DNS	DNS	3.5	3.5	0.5
48	M Gretton	DNS	DNS	DNS	DNS	DNS	2.5	DNS	DNS	DNS	DNS	DNS	DNS	DNS	DNS	2.5	2.5	1.0
Carrera Digital Race		212	215	218	223	226	229	232	235	238	241	244	247	250	253	Total	TBA	Diff

Phil kept everything on time throughout the weekend and now leads four Championships

DHORC Carrera Digital Group Challenge 2026 Round 44 (1of2)

Pos	Competitor	Group Wins	Sonoma Raceway 20-Jan-25			Monza Banked Circuit 30-Jan-26			31-Jan-26					Mugello (GP) 10-Feb-26			Ruapuna Park (Euromarque MP) 17-Mar-26			Autodromo di Franciacorta 14-Apr-26			Fortaleza 26-May-26			Results	
			1	2	3 SR1	4	5	6 SR2	7	8	9 SR3	10	11	12	13	14 SR4	15	16	17 SR5	18	19	20 SR6	21	22	23 SR7	All Points	Turn Up Rate
1	P Rees	9	3	3	1.0	10	10	1.0	6	6	3.0	6	4	6	1	1.5	DNS	DNS	2.0	1	2	3.0	6	4	2.5	176.0	95.45%
2	L Smith	12	6	6	3.0	5	5	3.0	6	4	1.0	5	5	6	4	3.0	2	8	3.0	4	1	1.0	3	5	2.0	169.5	100.00%
3	T Gray	6	6	8	2.0	4	8	4.0	3	4	1.5	7	5	3	3	1.0	3	3	0.5	8	6	4.0	5	5	2.5	167.0	93.18%
4	M Thorpe	16	DNS	DNS	DNS	8	2	3.0	9	9	3.5	7	5	1	1	2.5	6	6	3.0	6	6	3.0	7	7	3.5	165.0	78.05%
5	A Staniec	11	1	7	3.5	3	3	1.0	2	4	1.5	4	7	5	5	1.5	8	8	4.0	3	5	3.0	6	8	2.0	164.0	90.91%
6	S Goodlip	16	7	7	2.5	5	6	3.0	6	3	2.5	3	6	4	4	2.5	5	4	2.0	DNS	DNS	DNS	DNS	DNS	DNS	161.5	86.36%
7	N Sismey	7	DNS	DNS	2.5	3	3	1.0	4	4	1.5	6	6	3	5	2.5	3	3	1.5	3	2	1.0	2	4	2.0	156.5	100.00%
8	R Booth	6	6	6	1.0	10	8	5.0	8	8	3.0	DNS	DNS	6	2	0.5	5	5	2.5	DNS	DNS	DNS	6	6	3.0	151.5	81.82%
9	S White	10	5	4	3.0	7	5	3.5	2	5	1.0	7	3	5	7	3.5	4	7	2.5	7	5	1.5	5	4	2.5	136.0	79.55%
10	D Kalyan	4	2	2	0.5	4	4	2.5	7	7	3.5	7	4	2	2	2.0	DNS	DNS	1.5	5	5	1.5	3	3	1.5	135.5	95.45%
11	V de Oliveira	14	DNS	DNS	3.5	5	1	0.5	9	9	4.5	5	1	8	8	0.5	8	6	4.0	2	6	3.0	7	7	2.5	134.5	68.18%
12	J Kalyan	7	DNS	DNS	1.5	9	9	4.5	DNS	DNS	DNS	DNS	DNS	7	5	1.5	8	10	4.0	3	3	2.0	4	5	3.5	134.0	73.81%
13	J Borges	6	1	2	1.5	2	2	3.5	3	3	1.0	2	3	5	1	3.0	1	3	1.0	10	6	5.0	10	10	5.0	133.0	100.00%
14	S Gray	2	2	4	1.5	2	3	2.0	4	4	1.0	4	4	5	5	1.5	DNS	DNS	DNS	2	7	3.5	5	4	1.5	130.5	93.18%
15	S Whittaker	9	11	9	5.5	9	7	3.5	DNS	DNS	DNS	4	8	2	2	3.0	DNS	DNS	3.0	DNS	DNS	DNS	2	6	4.0	125.5	68.18%
16	A Smith	2	4	6	1.5	3	3	3.5	5	5	2.0	1	3	3	7	3.5	1	1	2.0	5	3	2.5	3	3	1.5	125.0	93.18%
17	C Cooper	8	6	2	4.0	1	2	0.5	DNS	DNS	DNS	DNS	DNS	9	1	2.5	6	5	3.0	9	7	1.5	6	2	1.0	115.5	61.36%
18	A Mitro	3	3	3	1.5	DNS	DNS	DNS	4	4	3.0	4	4	DNS	DNS	DNS	4	4	2.0	DNS	DNS	DNS	7	3	3.5	112.5	65.91%
19	D Edwards	6	10	1	5.0	5	5	1.5	DNS	DNS	DNS	DNS	DNS	2	5	2.5	2	1	DNS	2	2	1.0	DNS	DNS	DNS	110.5	59.09%
20	D Trantom	8	2	3	1.0	DNS	DNS	DNS	DNS	DNS	DNS	DNS	DNS	2	2	2.0	2	2	1.5	7	7	2.5	2	3	3.5	88.5	81.82%
21	T Whittaker	2	1	4	3.0	3	7	1.5	DNS	DNS	DNS	1	2	1	2	0.5	1	1	2.5	DNS	DNS	DNS	4	4	2.0	105.0	79.55%
22	C Blake	5	2	5	0.5	4	8	2.0	4	2	3.0	3	6	1	10	5.0	7	5	3.5	3	7	0.5	2	2	1.0	99.0	65.91%
22	S Rankin	2	1	1	2.0	DNS	DNS	DNS	3	5	1.0	5	9	5	5	3.5	1	1	1.0	4	4	3.0	DNS	DNS	DNS	99.0	75.00%
24	N Jarram	3	4	5	3.0	DNS	DNS	DNS	5	5	2.5	3	5	DNS	DNS	DNS	3	3	1.5	5	9	3.5	DNS	DNS	DNS	98.0	59.09%
25	J Bowles	4	9	5	4.5	5	4	1.5	DNS	DNS	DNS	DNS	DNS	11	7	0.5	4	4	2.0	7	3	2.0	2	2	1.0	94.0	54.55%
26	A Mason		DNS	DNS	DNS	DNS	DNS	DNS	6	2	2.0	2	2	4	4	1.0	5	5	0.5	3	3	1.5	4	2	1.0	92.0	84.21%
27	T Mullen	2	DNS	DNS	2.0	4	2	3.5	5	5	3.0	5	5	4	6	3.0	3	3	0.5	3	3	2.5	4	4	1.0	90.0	76.19%
28	M Dutson	3	DNS	DNS	DNS	4	4	1.0	2	3	2.0	6	3	6	6	3.0	5	5	2.5	DNS	DNS	DNS	4	6	3.0	89.0	70.73%
29	L Blacker	2	6	8	2.0	DNS	DNS	DNS	DNS	DNS	DNS	DNS	DNS	8	4	1.0	4	2	2.5	DNS	DNS	DNS	5	2	1.5	85.5	54.55%
30	L Stokes	6	DNS	DNS	DNS	DNS	DNS	DNS	DNS	DNS	DNS	DNS	DNS	DNS	DNS	DNS	DNS	DNS	DNS	DNS	DNS	DNS	DNS	DNS	DNS	81.5	71.43%
31	L Edwards	3	5	3	0.5	DNS	DNS	DNS	DNS	DNS	DNS	DNS	DNS	1	1	0.5	DNS	DNS	DNS	2	2	1.0	DNS	DNS	DNS	78.5	47.73%
32	J Wardle	4	6	4	2.0	2	2	2.0	DNS	DNS	DNS	DNS	DNS	DNS	DNS	DNS	3	3	0.5	4	7	1.5	DNS	DNS	DNS	73.0	47.73%
33	A Woodhouse	8	7	7	2.5	DNS	DNS	DNS	DNS	DNS	DNS	DNS	DNS	DNS	DNS	DNS	1	1	1.0	1	DNS	DNS	DNS	DNS	DNS	71.5	43.18%
34	B Whitehouse	4	DNS	DNS	DNS	3	5	2.5	8	8	3.0	8	8	DNS	DNS	DNS	DNS	DNS	DNS	DNS	DNS	DNS	DNS	DNS	DNS	69.5	41.46%
35	J Woodhouse	3	1	1	0.5	DNS	DNS	DNS	DNS	DNS	DNS	DNS	DNS	DNS	DNS	DNS	3	4	1.5	8	DNS	DNS	DNS	DNS	DNS	61.0	38.64%
36	L Hobson	8	DNS	DNS	DNS	DNS	DNS	DNS	DNS	DNS	DNS	DNS	DNS	DNS	DNS	DNS	DNS	DNS	DNS	DNS	DNS	DNS	DNS	DNS	DNS	60.5	100.00%
37	D Hughes-Dowd	2	7	7	1.5	DNS	DNS	DNS	DNS	DNS	DNS	6	DNS	9	3	4.5	7	5	1.5	DNS	DNS	DNS	DNS	DNS	DNS	51.5	24.39%
38	D Russell		DNS	DNS	DNS	DNS	DNS	DNS	DNS	DNS	DNS	DNS	DNS	DNS	DNS	DNS	DNS	DNS	DNS	DNS	DNS	DNS	DNS	DNS	DNS	50.0	100.00%
39	R Goodere	2	DNS	DNS	DNS	DNS	DNS	DNS	DNS	DNS	DNS	DNS	DNS	DNS	DNS	DNS	DNS	DNS	DNS	8	8	3.0	DNS	DNS	DNS	46.0	44.44%
40	M Graham		DNS	DNS	DNS	DNS	DNS	DNS	DNS	DNS	DNS	DNS	DNS	DNS	DNS	DNS	DNS	DNS	DNS	DNS	DNS	DNS	DNS	DNS	DNS	35.0	57.14%
41	JJ Hughes-Dowd	2	3	1	0.5	DNS	DNS	DNS	DNS	DNS	DNS	DNS	DNS	3	7	2.0	5	7	2.5	DNS	DNS	DNS	DNS	DNS	DNS	31.0	20.45%
42	K Spink		DNS	DNS	DNS	1	6	2.0	4	2	3.0	2	6	DNS	DNS	DNS	DNS	DNS	DNS	DNS	DNS	DNS	DNS	DNS	DNS	26.0	19.51%
42	I Cowlishaw		DNS	DNS	DNS	DNS	DNS	DNS	DNS	DNS	DNS	DNS	DNS	DNS	DNS	DNS	DNS	DNS	DNS	DNS	DNS	DNS	DNS	DNS	DNS	26.0	66.67%
44	L Pateman	1	3	2	1.0	DNS	DNS	DNS	2	2	3.5	2	1	DNS	DNS	DNS	DNS	DNS	DNS	DNS	DNS	DNS	DNS	DNS	DNS	16.5	18.18%
45	G Ng		DNS	DNS	DNS	DNS	DNS	DNS	2	2	1.5	2	2	DNS	DNS	DNS	DNS	DNS	DNS	DNS	DNS	DNS	DNS	DNS	DNS	9.5	13.16%
46	C Hawes		3	1	3.5	DNS	DNS	DNS	DNS	DNS	DNS	DNS	DNS	DNS	DNS	DNS	DNS	DNS	DNS	DNS	DNS	DNS	DNS	DNS	DNS	7.5	6.82%
46	S Bradley		DNS	DNS	DNS	3	3	1.5	DNS	DNS	DNS	DNS	DNS	DNS	DNS	DNS	DNS	DNS	DNS	DNS	DNS	DNS	DNS	DNS	DNS	7.5	6.82%
48	M Blood	1	DNS	DNS	DNS	DNS	DNS	DNS	DNS	DNS	DNS	DNS	DNS	DNS	DNS	DNS	DNS	DNS	DNS	DNS	DNS	3.5	DNS	DNS	DNS	3.5	6.67%
49	M Gretton		DNS	DNS	DNS	DNS	DNS	DNS	DNS	DNS	DNS	DNS	DNS	DNS	DNS	DNS	DNS	DNS	DNS	DNS	DNS	2.5	DNS	DNS	DNS	2.5	6.67%
	Turn Up Rates	229	100%	100%	100%	69%	69%	69%	61%	61%	61%	66%	63%	73%	73%	73%	73%	73%	78%	61%	57%	61%	57%	57%	57%	AVE	62.38%

Reigning 70+ Group Challenge Champion Andrew is back in the lead of the 2026 Championship after Road America

DHORC Carrera Digital 70+ Challenge 2026 Round 44 (1of2)

Pos	Competitor	Sonoma Raceway 20-Jan-26			Monza Banked Circuit 30-Jan-26			Monza Banked Circuit 31-Jan-26					Mugello (GP) 10-Feb-26			Ruapuna Park (Euromarque MP) 17-Mar-26			Autodromo di Franciacorta 14-Apr-26			Fortaleza 26-May-26			Total All Scores	Best 75% TBA	Diff
		1	2	3 SR1	4	5	6 SR2	7	8	9 SR3	10	11	12	13	14 SR4	15	16	17 SR5	18	19	20 SR6	21	22	23 SR7			
1	A Staniec	1	7	3.5	3	3	1.0	2	4	1.5	4	7	5	5	1.5	8	8	4.0	3	5	3.0	6	8	2.0	164.0	164.0	
2	R Booth	6	6	1.0	10	8	5.0	8	8	3.0	DNS	DNS	6	2	0.5	5	5	2.5	DNS	DNS	DNS	6	6	3.0	151.5	151.5	12.5
3	S Gray	2	4	1.5	2	3	2.0	4	4	1.0	4	4	5	5	1.5	DNS	DNS	DNS	2	7	3.5	5	4	1.5	130.5	130.5	21.0
4	T Mullen	DNS	DNS	2.0	4	2	3.5	5	5	3.0	5	5	4	6	3.0	3	3	0.5	3	3	2.5	4	4	1.0	90.0	90.0	40.5
5	D Trantom	2	3	1.0	DNS	DNS	DNS	DNS	DNS	DNS	DNS	DNS	2	2	2.0	2	2	1.5	7	7	2.5	2	3	3.5	88.5	88.5	1.5
6	I Cowlishaw	DNS	DNS	DNS	DNS	DNS	DNS	DNS	DNS	DNS	DNS	DNS	DNS	DNS	DNS	DNS	DNS	DNS	DNS	DNS	DNS	DNS	DNS	DNS	26.0	26.0	62.5
Carrera Digital Race		210	211	212	213	214	215	216	217	218	219	220	221	222	223	224	225	226	227	228	229	230	231	232	Total	TBA	Diff

DHORC Carrera Digital 70+ Challenge 2026 Round 44 (2of2)

Pos	Competitor	Fuji Speedway 16-Jun-26			Okayama (Ti Circuit Aida) 07-Jul-26			Watkins Glen IMSA 21-Jul-26			Sonoma Raceway 08-Sep-26			Road America Friday 25-Sep-26			Road America Saturday 26-Sep-26						Total All Scores	Best 75% TBA	Diff
		24	25	26 SR8	27	28	29 SR9	30	31	32 SR9	33	34	35 SR11	36	37	38 SR12	39	40	41 SR13	42	43	44 SR14			
1	A Staniec	1	1	0.5	DNS	DNS	3.0	4	DNS	DNS	4	4	2.0	7	5	2.5	9	7	3.5	6	6	3.0	164.0	164.0	
2	R Booth	9	7	3.5	2	3	2.0	1	1	0.5	DNS	DNS	DNS	2	7	2.5	4	4	2.0	2	4	4.0	151.5	151.5	12.5
3	S Gray	6	3	2.0	4	4	4.5	6	5	3.5	4	1	3.0	3	1	0.5	2	2	1.0	3	4	2.0	130.5	130.5	21.0
4	T Mullen	1	1	0.5	1	6	0.5	3	1	0.5	2	2	DNS	DNS	DNS	DNS	DNS	DNS	DNS	DNS	DNS	DNS	90.0	90.0	40.5
5	D Trantom	3	3	1.5	1	1	2.0	3	6	2.0	2	1	2.0	3	1	0.5	2	2	1.0	3	4	2.0	88.5	88.5	1.5
6	I Cowlishaw	DNS	DNS	DNS	DNS	DNS	DNS	DNS	DNS	DNS	6	8	4.0	DNS	DNS	DNS	3.0	2.0	1.0	1.0	1.0	DNS	26.0	26.0	62.5
Carrera Digital Race		233	234	235	236	237	238	239	240	241	242	243	244	245	246	247	248	249	250	251	252	253	Total	TBA	Diff

Simon and Phil's Audistang Team leads both Team Championships

DHORC Carrera Digital Group Challenge 2026 Round 44 (2of2)

Pos	Competitor	Group Wins	Fuji Speedway 16-Jun-26			Okayama (Ti Circuit Aida) 07-Jul-26			Watkins Glen IMSA 21-Jul-26			Sonoma Raceway 08-Sep-26			Road America Friday 25-Sep-26			Road America Saturday 26-Sep-26						Results	
			24	25	26 SR8	27	28	29 SR9	30	31	32 SR10	33	34	35 SR11	36	37	38 SR12	39	40	41 SR13	42	43	44 SR14	All Points	Turn Up Rate
1	P Rees	9	6	6	3.0	7	2	2.0	1	3	1.5	5	3	1.0	8	8	4.0	7	5	2.5	8	8	3.0	176.0	95.45%
2	L Smith	12	6	3	1.0	6	8	1.5	2	3	3.0	6	6	3.0	1	6	3.0	5	6	2.0	4	2	1.0	169.5	100.00%
3	T Gray	6	2	2	1.0	1	4	3.0	5	3	3.5	DNS	DNS	DNS	5	5	4.5	10	6	2.0	5	5	3.5	167.0	93.18%
4	M Thorpe	16	6	6	1.5	7	7	3.5	6	10	0.5	DNS	DNS	DNS	10	8	1.0	DNS	DNS	DNS	DNS	DNS	DNS	165.0	78.05%
5	A Staniec	11	1	1	0.5	DNS	DNS	3.0	4	DNS	DNS	4	4	2.0	7	5	2.5	9	7	3.5	6	6	3.0	164.0	90.91%
6	S Goodlip	16	7	7	3.5	5	7	2.5	1	5	2.5	1	6	2.0	3	6	1.5	3	7	3.5	7	5	3.5	161.5	86.36%
7	N Sismey	7	6	5	2.0	5	2	1.5	8	6	2.0	5	1	1.5	7	4	2.0	8	6	4.0	7	7	3.5	156.5	100.00%
8	R Booth	6	9	7	3.5	2	3	2.0	1	1	0.5	DNS	DNS	DNS	2	7	2.5	4	4	2.0	2	4	4.0	151.5	81.82%
9	S White	10	4	3	2.5	3	4	4.0	2	1	1.0	4	4	4.0	DNS	DNS	DNS	DNS	DNS	DNS	DNS	DNS	DNS	136.0	79.55%
10	D Kalyan	4	2	1	0.5	4	1	0.5	3	4	1.5	5	5	2.5	6	6	3.0	5	5	0.5	7	2	1.0	135.5	95.45%
11	V de Oliveira	14	DNS	DNS	DNS	6	5	0.5	DNS	DNS	DNS	DNS	DNS	DNS	DNS	DNS	DNS	2	5	2.5	5	6	2.0	134.5	68.18%
12	J Kalyan	7	4	4	1.5	5	7	4.5	6	4	2.0	4	2	0.5	4	4	1.5	DNS	DNS	DNS	DNS	DNS	DNS	134.0	73.81%
13	J Borges	6	2	2	1.0	3	1	1.5	4	5	1.5	1	6	2.5	3	1	0.5	1	1	1.5	4	5	1.5	133.0	100.00%
14	S Gray	2	6	3	2.0	4	4	4.5	6	5	3.5	4	1	3.0	3	1	0.5	2	2	1.0	3	4	2.0	130.5	93.18%
15	S Whittaker	9	DNS	DNS	DNS	3	3	1.5	9	3	4.5	7	3	0.5	1	1	0.5	7	2	0.5	DNS	DNS	DNS	125.5	68.18%
16	A Smith	2	3	5	2.5	5	1	1.5	6	4	1.5	DNS	DNS	DNS	5	3	2.5	1	3	2.0	2	3	1.5	125.0	93.18%
17	C Cooper	8	DNS	DNS	DNS	5	4	2.5	6	6	3.0	9	7	4.5	DNS	DNS	DNS	DNS	DNS	DNS	DNS	DNS	DNS	115.5	61.36%
18	A Mitro	3	3	7	2.5	DNS	DNS	DNS	9	9	3.5	6	3	1.5	DNS	DNS	DNS	2	4	2.0	3	4	3.0	112.5	65.91%
19	D Edwards	6	11	5	5.5	5	5	3.0	DNS	DNS	DNS	2	9	3.5	DNS	DNS	DNS	5	7	4.5	DNS	DNS	DNS	110.5	59.09%
20	D Trantom	8	3	3	1.5	1	1	2.0	3	6	2.0	2	1	2.0	3	1	0.5	2	2	1.0	3	4	2.0	88.5	81.82%
21	T Whittaker	2	5	9	4.5	2	3	2.5	4	5	2.5	2	2	2.0	3	3	3.5	9	1	1.5	DNS	DNS	DNS	105.0	79.55%
22	C Blake	5	DNS	DNS	DNS	1	1	0.5	DNS	DNS	DNS	DNS	DNS	DNS	DNS	DNS	DNS	4	4	2.0	DNS	DNS	DNS	99.0	65.91%
22	S Rankin	2	4	2	2.0	8	2	4.0	5	DNS	DNS	1	3	0.5	DNS	DNS	DNS	2	4	2.0	2	2	1.0	99.0	75.00%
24	N Jarram	3	DNS	DNS	DNS	DNS	DNS	DNS	4	2	1.0	11	9	3.5	DNS	DNS	DNS	1	2	0.5	2	3	1.5	98.0	59.09%
25	J Bowles	4	DNS	DNS	DNS	1	2	1.5	6	6	3.0	DNS	DNS	DNS	DNS	DNS	DNS	DNS	DNS	DNS	DNS	DNS	DNS	94.0	54.55%
26	A Mason		3	1	1.0	DNS	DNS	DNS	2	3	1.5	7	5	1.5	3	2	2.5	DNS	DNS	DNS	6	4	1.5	92.0	84.21%
27	T Mullen	2	1	1	0.5	1	6	0.5	3	1	0.5	2	2	DNS	DNS	DNS	DNS	DNS	DNS	DNS	DNS	DNS	DNS	90.0	76.19%
28	M Dutson	3	2	4	1.0	DNS	DNS	DNS	2	3	2.5	DNS	DNS	DNS	1	2	1.0	2	2	1.0	DNS	DNS	DNS	89.0	70.73%
29	L Blacker	2	3	4	2.5	4	4	3.0	3	3	2.5	3	5	2.5	DNS	DNS	DNS	DNS	DNS	DNS	DNS	DNS	DNS	85.5	54.55%
30	L Stokes	6	9	11	5.5	3	3	1.0	6	5	3.5	7	7	3.5	8	6	3.0	DNS	DNS	DNS	DNS	DNS	DNS	81.5	71.43%
31	L Edwards	3	9	5	3.5	11	11	1.5	DNS	DNS	DNS	2	2	2.0	DNS	DNS	DNS	7	7	1.5	DNS	DNS	DNS	78.5	47.73%
32	J Wardle	4	3	7	3.5	5	7	1.5	DNS	DNS	DNS	1	4	4.0	DNS	DNS	DNS	DNS	DNS	DNS	DNS	DNS	DNS	73.0	47.73%
33	A Woodhouse	8	1	2	1.0	2	4	3.0	DNS	DNS	DNS	8	8	4.0	DNS	DNS	DNS	6	8	4.0	DNS	DNS	DNS	71.5	43.18%
34	B Whitehouse	4	DNS	DNS	DNS	DNS	DNS	DNS	DNS	DNS	DNS	DNS	DNS	DNS	3	2	1.0	4	4	2.0	5	2	1.0	69.5	41.46%
35	J Woodhouse	3	7	1	2.5	9	9	1.5	DNS	DNS	DNS	5	DNS	DNS	DNS	DNS	DNS	5	1	1.0	DNS	DNS	DNS	61.0	38.64%
36	L Hobson	8	DNS	DNS	DNS	DNS	DNS	DNS	DNS	DNS	DNS	DNS	DNS	DNS	7	7	3.5	8	10	5.0	8	8	4.0	60.5	100.00%
37	D Hughes-Dowd	2	DNS	DNS	DNS	DNS	DNS	DNS	DNS	DNS	DNS	DNS	DNS	DNS	DNS	DNS	DNS	DNS	DNS	DNS	DNS	DNS	DNS	51.5	24.39%
38	D Russell		DNS	DNS	DNS	DNS	DNS	DNS	DNS	DNS	DNS	DNS	DNS	DNS	6	6	2.0	6	4	4.0	9	9	4.0	50.0	100.00%
39	R Goodere	2	1	2	0.5	DNS	DNS	DNS	8	5	3.5	3	3	1.0	DNS	DNS	DNS	DNS	DNS	DNS	DNS	DNS	DNS	46.0	44.44%
40	M Graham		1	8	0.5	4	5	0.5	DNS	DNS	DNS	3	3	1.0	5	3	1.0	DNS	DNS	DNS	DNS	DNS	DNS	35.0	57.14%
41	JJ Hughes-Dowd	2	DNS	DNS	DNS	DNS	DNS	DNS	DNS	DNS	DNS	DNS	DNS	DNS	DNS	DNS	DNS	DNS	DNS	DNS	DNS	DNS	DNS	31.0	20.45%
42	K Spink		DNS	DNS	DNS	DNS	DNS	DNS	DNS	DNS	DNS	DNS	DNS	DNS	DNS	DNS	DNS	DNS	DNS	DNS	DNS	DNS	DNS	26.0	19.51%
42	I Cowlishaw		DNS	DNS	DNS	DNS	DNS	DNS	DNS	DNS	DNS	6	8	4.0	DNS	DNS	DNS	3	2	1.0	1	1	DNS	26.0	66.67%
44	L Pateman	1	DNS	DNS	DNS	DNS	DNS	DNS	DNS	DNS	DNS	DNS	DNS	DNS	DNS	DNS	DNS	DNS	DNS	DNS	DNS	DNS	DNS	16.5	18.18%
45	G Ng		DNS	DNS	DNS	DNS	DNS	DNS	DNS	DNS	DNS	DNS	DNS	DNS	DNS	DNS	DNS	DNS	DNS	DNS	DNS	DNS	DNS	9.5	13.16%
46	C Hawes		DNS	DNS	DNS	DNS	DNS	DNS	DNS	DNS	DNS	DNS	DNS	DNS	DNS	DNS	DNS	DNS	DNS	DNS	DNS	DNS	DNS	7.5	6.82%
46	S Bradley		DNS	DNS	DNS	DNS	DNS	DNS	DNS	DNS	DNS	DNS	DNS	DNS	DNS	DNS	DNS	DNS	DNS	DNS	DNS	DNS	DNS	7.5	6.82%
48	M Blood	1	DNS	DNS	DNS	DNS	DNS	DNS	DNS	DNS	DNS	DNS	DNS	DNS	DNS	DNS	DNS	DNS	DNS	DNS	DNS	DNS	DNS	3.5	6.67%
49	M Gretton		DNS	DNS	DNS	DNS	DNS	DNS	DNS	DNS	DNS	DNS	DNS	DNS	DNS	DNS	DNS	DNS	DNS	DNS	DNS	DNS	DNS	2.5	6.67%
	Turn Up Rates	229	65%	65%	65%	65%	65%	67%	61%	57%	57%	62%	60%	57%	47%	47%	47%	57%	57%	57%	43%	43%	41%	AVE	62.38%

DHORC Carrera Digital Team Group Challenge 2026 Round 44 (1of 2)

Pos	Team	Competitor	Group Wins	Sonoma Raceway 20-Jan-26			Monza Banked Circuit 30-Jan-26			Monza Banked Circuit 31-Jan-26					Mugello (GP) 10-Feb-26			Ruapuna Park (Euromarque MP) 17-Mar-26			Autodromo di Franciacorta 14-Apr-26			Fortaleza 26-May-26			Driver All Points	Driver 75% TBA	Team All Points	Team 75% TBA	Diff
				1	2	3 SR1	4	5	6 SR2	7	8	9 SR3	10	11	12	13	14 SR4	15	16	17 SR5	18	19	20 SR6	21	22	23 SR7					
1	Audistang	S Goodlip	16	7	7	2.5	5	6	3.0	6	3	2.5	3	6	4	4	3	5	4	2.0	DNS	DNS	DNS	DNS	DNS	DNS	161.5	161.5	337.5	337.5	
		P Rees	9	3	3	1.0	10	10	1.0	6	6	3.0	6	4	6	1	1.5	DNS	DNS	2.0	1	2	3.0	6	4	2.5	176.0	176.0			
2	Old Rollers	R Booth	6	6	6	1.0	10	8	5.0	8	8	3.0	DNS	DNS	6	2	0.5	5	5	2.5	DNS	DNS	DNS	6	6	3.0	168.5	168.5	308.0	308.0	29.5
		N Sismey	7	DNS	DNS	2.5	3	3	1.0	4	4	1.5	6	6	3	5	2.5	3	3	1.5	3	2	1.0	2	4	2.0	139.5	139.5			
3	M&S	M Thorpe	16	DNS	DNS	DNS	8	2	3.0	9	9	3.5	7	5	1	1	2.5	6	6	3.0	6	6	3.0	7	7	3.5	165.0	165.0	301.0	301.0	7.0
		S White	10	5	4	3.0	7	5	3.5	2	5	1.0	7	3	5	7	3.5	4	7	2.5	7	5	1.5	5	4	2.5	136.0	136.0			
4	Gray Hounds	S Gray	2	2	4	1.5	2	3	2.0	4	4	1.0	4	4	5	5	1.5	DNS	DNS	DNS	2	7	3.5	5	4	1.5	122.5	122.5	297.5	297.5	3.5
		T Gray	6	6	8	2.0	4	8	4.0	3	4	1.5	7	5	3	3	1.0	3	3	0.5	8	6	4.0	5	5	2.5	175.0	175.0			
5	Segrob Celnats	J Borges	6	1	2	1.5	2	2	3.5	3	3	1.0	2	3	5	1	3.0	1	3	1.0	10	6	5.0	10	10	5.0	132.0	132.0	296.0	296.0	1.5
		A Staniec	11	1	7	3.5	3	3	1.0	2	4	1.5	4	7	5	5	1.5	8	8	4.0	3	5	3.0	6	8	2.0	164.0	164.0			
6	Gruesome Twosome	D Kalyan	4	2	2	0.5	4	4	2.5	7	7	3.5	7	4	2	2	2.0	DNS	DNS	1.5	5	5	1.5	3	3	1.5	135.5	135.5	269.5	269.5	26.5
		J Kalyan	7	DNS	DNS	1.5	9	9	4.5	DNS	DNS	DNS	DNS	DNS	7	5	1.5	8	10	4.0	3	3	2.0	4	5	3.5	134.0	134.0			
7	Barrier Bashers	M Dutson	3	DNS	DNS	DNS	4	4	1.0	2	3	2.0	6	3	6	6	3.0	5	5	2.5	DNS	DNS	DNS	4	6	3.0	89.0	89.0	258.5	258.5	11.0
		L Smith	12	6	6	3.0	5	5	3.0	6	4	1.0	5	5	6	4	3.0	2	8	3.0	4	1	1.0	3	5	2.0	169.5	169.5			
8	Late Comers Racing	C Cooper	8	6	2	4.0	1	2	0.5	DNS	DNS	DNS	DNS	DNS	9	1	2.5	6	5	3.0	9	7	1.5	6	2	1.0	115.5	115.5	250.0	250.0	8.5
		V de Oliveira	14	DNS	DNS	3.5	5	1	0.5	9	9	4.5	5	1	8	8	0.5	8	6	4.0	2	6	3.0	7	7	2.5	134.5	134.5			
9	At Whitt's End	S Whittaker	9	11	9	5.5	9	7	3.5	DNS	DNS	DNS	4	8	2	2	3.0	DNS	DNS	3.0	DNS	DNS	DNS	2	6	4.0	125.5	125.5	230.5	230.5	19.5
		T Whittaker	2	1	4	3.0	3	7	1.5	DNS	DNS	DNS	1	2	1	2	0.5	1	1	2.5	DNS	DNS	DNS	4	4	2.0	105.0	105.0			
10	2 Fast 2 Furious	L Blacker	2	6	8	2.0	DNS	DNS	DNS	DNS	DNS	DNS	DNS	DNS	8	4	1.0	4	2	2.5	DNS	DNS	DNS	5	2	1.5	85.5	85.5	210.5	210.5	20.0
		A Smith	2	4	6	1.5	3	3	3.5	5	5	2.0	1	3	3	7	3.5	1	1	2.0	5	3	2.5	3	3	1.5	125.0	125.0			
11	Nitro Noobs	A Mitro	3	3	3	1.5	DNS	DNS	DNS	4	4	3.0	4	4	DNS	DNS	DNS	5	5	0.5	DNS	DNS	DNS	7	3	3.5	113.0	113.0	200.5	200.5	10.0
		D Trantom	8	2	3	1.0	DNS	DNS	DNS	DNS	DNS	DNS	DNS	DNS	2	2	2.0	2	2	1.5	7	7	2.5	2	2	3.5	87.5	87.5			
12	Pasta la Vista	A Mason		DNS	DNS	DNS	DNS	DNS	DNS	6	2	2.0	2	2	4	4	1.0	5	5	0.5	3	3	1.5	4	2	1.0	92.0	92.0	191.0	191.0	9.5
		S Rankin	2	1	1	2.0	DNS	DNS	DNS	3	5	1.0	5	9	5	5	3.5	1	1	1.0	4	4	3.0	DNS	DNS	DNS	99.0	99.0			
13	Crash Test Dummies	L Edwards	3	5	3	0.5	DNS	DNS	DNS	DNS	DNS	DNS	DNS	DNS	1	1	0.5	DNS	DNS	DNS	2	2	1.0	DNS	DNS	DNS	78.5	78.5	189.0	189.0	2.0
		D Edwards	6	10	1	5.0	5	5	1.5	DNS	DNS	DNS	DNS	DNS	2	5	2.5	2	1	DNS	2	2	1.0	DNS	DNS	DNS	110.5	110.5			
14	CD's	J Bowles	4	9	5	4.5	5	4	1.5	DNS	DNS	DNS	DNS	DNS	11	7	0.5	4	4	2.0	7	3	2.0	2	2	1.0	94.0	94.0	184.0	184.0	5.0
		T Mullen	2	DNS	DNS	2.0	4	2	3.5	5	5	3.0	5	5	4	6	3.0	3	3	0.5	3	3	2.5	4	4	1.0	90.0	90.0			
15	Crash Team Racing	N Jarram	3	4	5	3.0	DNS	DNS	DNS	5	5	2.5	3	5	DNS	DNS	DNS	3	3	1.5	5	9	3.5	DNS	DNS	DNS	98.0	98.0	171.0	171.0	13.0
		J Wardle	3	6	4	2.0	2	2	2.0	DNS	DNS	DNS	DNS	DNS	DNS	DNS	DNS	3	3	0.5	4	7	1.5	DNS	DNS	DNS	73.0	73.0			
16	JAW Racers	A Woodhouse	8	7	7	2.5	DNS	DNS	DNS	DNS	DNS	DNS	DNS	DNS	DNS	DNS	DNS	1	1	1.0	1	DNS	DNS	DNS	DNS	DNS	71.5	71.5	132.5	132.5	38.5
		J Woodhouse	3	1	1	0.5	DNS	DNS	DNS	DNS	DNS	DNS	DNS	DNS	DNS	DNS	DNS	3	4	1.5	8	DNS	DNS	DNS	DNS	DNS	61.0	61.0			
17	Last Man Standing	C Blake	5	2	5	0.5	4	8	2.0	4	2	3.0	3	6	1	10	5.0	7	5	3.5	3	7	0.5	2	2	1.0	99.0	99.0	115.5	115.5	17.0
		L Pateman	1	3	2	1.0	DNS	DNS	DNS	2	2	3.5	2	1	DNS	DNS	DNS	DNS	DNS	DNS	DNS	DNS	DNS	DNS	DNS	DNS	16.5	16.5			
18	EMR	R Goodere	2	DNS	DNS	DNS	DNS	DNS	DNS	DNS	DNS	DNS	DNS	DNS	DNS	DNS	DNS	DNS	DNS	DNS	8	8	3.0	DNS	DNS	DNS	46.0	46.0	83.5	83.5	32.0
		M Graham		DNS	DNS	DNS	DNS	DNS	DNS	DNS	DNS	DNS	DNS	DNS	DNS	DNS	DNS	DNS	DNS	DNS	DNS	DNS	2.5	DNS	DNS	DNS	37.5	37.5			

DHORC Carrera Digital Team Group Challenge 2026 Round 44 (2of 2)

Pos	Team	Competitor	Group Wins	Fuji Speedway 16-Jun-26			Okayama (Ti Circuit Aida) 07-Jul-26			Watkins Glen IMSA 21-Jul-26			Sonoma Raceway 08-Sep-26			Road America Friday 25-Sep-26			Road America Saturday 26-Sep-26						Driver All Points	Driver 75% TBA	Team All Points	Team 75% TBA	Diff
				24	25	26 SR8	27	28	29 SR9	30	31	32 SR10	33	34	35 SR11	36	37	38 SR12	39	40	41 SR13	42	43	44 SR14					
1	Audistang	S Goodlip	16	7	7	3.5	5	7	2.5	1	5	2.5	1	6	2.0	3	6	1.5	3	7	3.5	7	5	3.5	161.5	161.5	337.5	337.5	
		P Rees	9	6	6	3.0	7	2	2.0	1	3	1.5	5	3	1.0	8	8	4.0	7	5	2.5	8	8	3.0	176.0	176.0			
2	Old Rollers	R Booth	6	9	7	3.5	2	3	2.0	1	1	0.5	DNS	DNS	DNS	7	4	2.0	8	6	4.0	7	7	3.5	168.5	168.5	308.0	308.0	29.5
		N Sismey	7	6	5	2.0	5	2	1.5	8	6	2.0	5	1	1.5	2	7	2.5	4	4	2.0	2	4	4.0	139.5	139.5			
3	M&S	M Thorpe	16	6	6	1.5	7	7	3.5	6	10	0.5	DNS	DNS	DNS	10	8	1.0	DNS	DNS	DNS	DNS	DNS	DNS	165.0	165.0	301.0	301.0	7.0
		S White	10	4	3	2.5	3	4	4.0	2	1	1.0	4	4	4.0	DNS	DNS	DNS	DNS	DNS	DNS	DNS	DNS	DNS	136.0	136.0			
4	Gray Hounds	S Gray	2	6	3	2.0	4	4	4.5	6	5	3.5	DNS	DNS	DNS	3	1	0.5	2	2	1.0	3	4	2.0	122.5	122.5	297.5	297.5	3.5
		T Gray	6	2	2	1.0	1	4	3.0	5	3	3.5	4	1	3.0	5	5	4.5	10	6	2.0	5	5	3.5	175.0	175.0			
5	Segrob Celnats	J Borges	6	2	2	1.0	3	1	1.5	4	4	1.5	1	6	2.5	3	1	0.5	1	1	1.5	4	5	1.5	132.0	132.0	296.0	296.0	1.5
		A Staniec	11	1	1	0.5	DNS	DNS	3.0	4	DNS	DNS	4	4	2.0	7	5	2.5	9	7	3.5	6	6	3.0	164.0	164.0			
6	Gruesome Twosome	D Kalyan	4	2	1	0.5	4	1	0.5	3	4	1.5	5	5	2.5	6	6	3.0	5	5	0.5	7	2	1.0	135.5	135.5	269.5	269.5	26.5
		J Kalyan	7	4	4	1.5	5	7	4.5	6	4	2.0	4	2	0.5	4	4	1.5	DNS	DNS	DNS	DNS	DNS	DNS	134.0	134.0			
7	Barrier Bashers	M Dutson	3	2	4	1.0	DNS	DNS	DNS	2	3	2.5	DNS	DNS	DNS	1	2	1.0	2	2	1.0	DNS	DNS	DNS	89.0	89.0	258.5	258.5	11.0
		L Smith	12	6	3	1.0	6	8	1.5	2	3	3.0	6	6	3.0	1	6	3.0	5	6	2.0	4	2	1.0	169.5	169.5			
8	Late Comers Racing	C Cooper	8	DNS	DNS	DNS	5	4	2.5	6	6	3.0	9	7	4.5	DNS	DNS	DNS	DNS	DNS	DNS	DNS	DNS	DNS	115.5	115.5	250.0	250.0	8.5
		V de Oliveira	14	DNS	DNS	DNS	6	5	0.5	DNS	DNS	DNS	DNS	DNS	DNS	DNS	DNS	DNS	2	5	2.5	5	6	2.0	134.5	134.5			
9	At Whitt's End	S Whittaker	9	DNS	DNS	DNS	3	3	1.5	9	3	4.5	7	3	0.5	1	1	0.5	7	2	0.5	DNS	DNS	DNS	125.5	125.5	230.5	230.5	19.5
		T Whittaker	2	5	9	4.5	2	3	2.5	4	5	2.5	2	2	2.0	3	3	3.5	9	1	1.5	DNS	DNS	DNS	105.0	105.0			
10	2 Fast 2 Furious	L Blacker	2	3	4	2.5	4	4	3.0	3	3	2.5	3	5	2.5	DNS	DNS	DNS	DNS	DNS	DNS	DNS	DNS	DNS	85.5	85.5	210.5	210.5	20.0
		A Smith	2	3	5	2.5	5	1	1.5	6	4	1.5	DNS	DNS	DNS	5	3	2.5	1	3	2.0	2	3	1.5	125.0	125.0			
11	Nitro Noobs	A Mitro	3	3	7	2.5	DNS	DNS	DNS	9	9	3.5	6	3	1.5	DNS	DNS	DNS	2	4	2.0	3	4	3.0	113.0	113.0	200.5	200.5	10.0
		D Trantom	8	3	3	1.5	1	1	2.0	3	6	2.0	2	1	2.0	3	1	0.5	2	2	1.0	3	4	2.0	87.5	87.5			
12	Pasta la Vista	A Mason		3	1	1.0	DNS	DNS	DNS	2	3	1.5	7	5	1.5	3	2	2.5	DNS	DNS	DNS	6	4	1.5	92.0	92.0	191.0	191.0	9.5
		S Rankin	2	4	2	2.0	8	2	4.0	5	DNS	DNS	1	3	0.5	DNS	DNS	DNS	2	4	2.0	2	2	1.0	99.0	99.0			
13	Crash Test Dummies	L Edwards	3	9	5	3.5	11	11	1.5	DNS	DNS	DNS	2	2	2.0	DNS	DNS	DNS	7	7	1.5	DNS	DNS	DNS	78.5	78.5	189.0	189.0	2.0
		D Edwards	6	11	5	5.5	5	5	3.0	DNS	DNS	DNS	2	9	3.5	DNS	DNS	DNS	5	7	4.5	DNS	DNS	DNS	110.5	110.5			
14	CD's	J Bowles	4	DNS	DNS	DNS	1	2	1.5	6	6	3.0	DNS	DNS	DNS	DNS	DNS	DNS	DNS	DNS	DNS	DNS	DNS	DNS	94.0	94.0	184.0	184.0	5.0
		T Mullen	2	1	1	0.5	1	6	0.5	3	1	0.5	2	2	DNS	DNS	DNS	DNS	DNS	DNS	DNS	DNS	DNS	DNS	90.0	90.0			
15	Crash Team Racing	N Jarram	3	DNS	DNS	DNS	DNS	DNS	DNS	4	2	1.0	11	9	3.5	DNS	DNS	DNS	1	2	0.5	2	3	1.5	98.0	98.0	171.0	171.0	13.0
		J Wardle	3	3	7	3.5	5	7	1.5	DNS	DNS	DNS	1	4	4.0	DNS	DNS	DNS	DNS	DNS	DNS	DNS	DNS	DNS	73.0	73.0			
16	JAW Racers	A Woodhouse	8	1	2	1.0	2	4	3.0	DNS	DNS	DNS	8	8	4.0	DNS	DNS	DNS	6	8	4.0	DNS	DNS	DNS	71.5	71.5	132.5	132.5	38.5
		J Woodhouse	3	7	1	2.5	9	9	1.5	DNS	DNS	DNS	5	DNS	DNS	DNS	DNS	DNS	5	1	1.0	DNS	DNS	DNS	61.0	61.0			
17	Last Man Standing	C Blake	5	DNS	DNS	DNS	1	1	0.5	DNS	DNS	DNS	DNS	DNS	DNS	DNS	DNS	DNS	4	4	2.0	DNS	DNS	DNS	99.0	99.0	115.5	115.5	17.0
		L Pateman	1	DNS	DNS	DNS	DNS	DNS	DNS	DNS	DNS	DNS	DNS	DNS	DNS	DNS	DNS	DNS	DNS	DNS	DNS	DNS	DNS	DNS	16.5	16.5			
18	EMR	R Goodere	2	1	2	0.5	DNS	DNS	DNS	8	5	3.5	3	3	1.0	DNS	DNS	DNS	DNS	DNS	DNS	DNS	DNS	DNS	46.0	46.0	83.5	83.5	32.0
		M Graham		1	8	0.5	4	5	0.5	DNS	DNS	DNS	3	3	1.0	5	3	1.0	DNS	DNS	DNS	DNS	DNS	DNS	37.5	37.5			

DHORC Carrera Digital Weekend Group Challenge 2026 Round 17

Pos	Competitor	Monza								Road America									Total	Diff
		Banked Circuit								Friday			Saturday						All	
		30-Jan-26			31-Jan-26					25-Sep-26			26-Sep-26						W/E	
		4	5	6 SR2	7	8	9 SR3	10	11	36	37	38 SR12	39	40	41 SR13	42	43	44 SR14	Scores	
1	P Rees	10	10	1.0	6	6	3.0	6	4	8	8	4.0	7	5	2.5	8	8	3.0	99.5	
2	T Gray	4	8	4.0	3	4	1.5	7	5	5	5	4.5	10	6	2.0	5	5	3.5	82.5	17.0
3	N Sismey	3	3	1.0	4	4	1.5	6	6	7	4	2.0	8	6	4.0	7	7	3.5	77.0	5.5
4	D Kalyan	4	4	2.5	7	7	3.5	7	4	6	6	3.0	5	5	0.5	7	2	1.0	74.5	2.5
4	A Staniec	3	3	1.0	2	4	1.5	4	7	7	5	2.5	9	7	3.5	6	6	3.0	74.5	0.0
6	S Goodlip	5	6	3.0	6	3	2.5	3	6	3	6	1.5	3	7	3.5	7	5	3.5	74.0	0.5
7	R Booth	10	8	5.0	8	8	3.0	DNS	DNS	2	7	2.5	4	4	2.0	2	4	4.0	73.5	0.5
8	B Whitehouse	3	5	2.5	8	8	3.0	8	8	3	2	1.0	4	4	2.0	5	2	1.0	69.5	4.0
9	M Thorpe	8	2	3.0	9	9	3.5	7	5	10	8	1.0	DNS	DNS	DNS	DNS	DNS	DNS	65.5	4.0
10	L Smith	5	5	3.0	6	4	1.0	5	5	1	6	3.0	5	6	2.0	4	2	1.0	64.0	1.5
11	L Hobson	DNS	DNS	DNS	DNS	DNS	DNS	DNS	DNS	7	7	3.5	8	10	5.0	8	8	4.0	60.5	3.5
12	V de Oliveira	5	1	0.5	9	9	4.5	5	1	DNS	DNS	DNS	2	5	2.5	5	6	2.0	57.5	3.0
13	D Russell	DNS	DNS	DNS	DNS	DNS	DNS	DNS	DNS	6	6	2.0	6	4	4.0	9	9	4.0	50.0	7.5
14	A Smith	3	3	3.5	5	5	2.0	1	3	5	3	2.5	1	3	2.0	2	3	1.5	48.5	1.5
15	S Whittaker	9	7	3.5	DNS	DNS	DNS	4	8	1	1	0.5	7	2	0.5	DNS	DNS	DNS	43.5	5.0
16	S Gray	2	3	2.0	4	4	1.0	4	4	3	1	0.5	2	2	1.0	3	4	2.0	42.5	1.0
17	C Blake	4	8	2.0	4	2	3.0	3	6	DNS	DNS	DNS	4	4	2.0	DNS	DNS	DNS	42.0	0.5
18	J Borges	2	2	3.5	3	3	1.0	2	3	3	1	0.5	1	1	1.5	4	5	1.5	38.0	4.0
19	A Mitro	DNS	DNS	DNS	4	4	3.0	4	4	DNS	DNS	DNS	2	4	2.0	3	4	3.0	37.0	1.0
20	S Rankin	DNS	DNS	DNS	3	5	1.0	5	9	DNS	DNS	DNS	2	4	2.0	2	2	1.0	36.0	1.0
21	T Whittaker	3	7	1.5	DNS	DNS	DNS	1	2	3	3	3.5	9	1	1.5	DNS	DNS	DNS	35.5	0.5
22	M Dutson	4	4	1.0	2	3	2.0	6	3	1	2	1.0	2	2	1.0	DNS	DNS	DNS	34.0	1.5
23	S White	7	5	3.5	2	5	1.0	7	3	DNS	DNS	DNS	DNS	DNS	DNS	DNS	DNS	DNS	33.5	0.5
24	A Mason	DNS	DNS	DNS	6	2	2.0	2	2	3	2	2.5	DNS	DNS	DNS	6	4	1.5	33.0	0.5
25	T Mullen	4	2	3.5	5	5	3.0	5	5	DNS	DNS	DNS	DNS	DNS	DNS	DNS	DNS	DNS	32.5	0.5
26	J Kalyan	9	9	4.5	DNS	DNS	DNS	DNS	DNS	4	4	1.5	DNS	DNS	DNS	DNS	DNS	DNS	32.0	0.5
27	N Jarram	DNS	DNS	DNS	5	5	2.5	3	5	DNS	DNS	DNS	1	2	0.5	2	3	1.5	30.5	1.5
28	D Edwards	5	5	1.5	DNS	DNS	DNS	DNS	DNS	DNS	DNS	DNS	5	7	4.5	DNS	DNS	DNS	28.0	2.5
29	K Spink	1	6	2.0	4	2	3.0	2	6	DNS	DNS	DNS	DNS	DNS	DNS	DNS	DNS	DNS	26.0	2.0
30	D Trantom	DNS	DNS	DNS	DNS	DNS	DNS	DNS	DNS	3	1	0.5	2	2	1.0	3	4	2.0	18.5	7.5
31	A Woodhouse	DNS	DNS	DNS	DNS	DNS	DNS	DNS	DNS	DNS	DNS	DNS	6	8	4.0	DNS	DNS	DNS	18.0	0.5
32	L Stokes	DNS	DNS	DNS	DNS	DNS	DNS	DNS	DNS	8	6	3.0	DNS	DNS	DNS	DNS	DNS	DNS	17.0	1.0
33	J Bowles	5	4	1.5	DNS	DNS	DNS	DNS	DNS	DNS	DNS	DNS	DNS	DNS	DNS	DNS	DNS	DNS	10.5	6.5
33	L Pateman	DNS	DNS	DNS	2	2	3.5	2	1	DNS	DNS	DNS	DNS	DNS	DNS	DNS	DNS	DNS	10.5	0.0
35	G Ng	DNS	DNS	DNS	2	2	1.5	2	2	DNS	DNS	DNS	DNS	DNS	DNS	DNS	DNS	DNS	9.5	1.0
36	M Graham	DNS	DNS	DNS	DNS	DNS	DNS	DNS	DNS	5	3	1.0	DNS	DNS	DNS	DNS	DNS	DNS	9.0	0.5
37	I Cowlishaw	DNS	DNS	DNS	DNS	DNS	DNS	DNS	DNS	DNS	DNS	DNS	3	2	1	1	1	DNS	8.0	1.0
38	S Bradley	3	3	1.5	DNS	DNS	DNS	DNS	DNS	DNS	DNS	DNS	DNS	DNS	DNS	DNS	DNS	DNS	7.5	0.5
39	J Woodhouse	DNS	DNS	DNS	DNS	DNS	DNS	DNS	DNS	DNS	DNS	DNS	5	1	1.0	DNS	DNS	DNS	7.0	0.5
40	D Hughes-Dowd	DNS	DNS	DNS	DNS	DNS	DNS	6	DNS	DNS	DNS	DNS	DNS	DNS	DNS	DNS	DNS	DNS	6.0	1.0
40	J Wardle	2	2	2.0	DNS	DNS	DNS	DNS	DNS	DNS	DNS	DNS	DNS	DNS	DNS	DNS	DNS	DNS	6.0	0.0
42	C Cooper	1	2	0.5	DNS	DNS	DNS	DNS	DNS	DNS	DNS	DNS	DNS	DNS	DNS	DNS	DNS	DNS	3.5	2.5
Weekend Race No		1	2	3	4	5	6	7	8	9	10	11	12	13	14	15	16	17	All	Diff

Weekend Team Group Challenge 2026 Rnd 17

Team Championship

Pos	Team	Competitor	Monza Banked Circuit 30-Jan-26			Monza Banked Circuit 31-Jan-26					Road America Friday 25-Sep-26			Road America Saturday 26-Sep-26						Driver All Points	Driver 75% TBA	Team All Points	Team 75% TBA	Diff
			4	5	6 SR2	7	8	9 SR3	10	11	36	37	38 SR12	39	40	41 SR13	42	43	44 SR14					
1	Audistang	S Goodlip	5	6	3.0	6	3	2.5	3	6	3	6	1.5	3	7	3.5	7	5	3.5	74.0	74.0	173.5	173.5	
		P Rees	10	10	1.0	6	6	3.0	6	4	8	8	4.0	7	5	2.5	8	8	3.0	99.5	99.5			
2	Old Rollers	R Booth	10	8	5.0	8	8	3.0	DNS	DNS	7	4	2.0	8	6	4.0	7	7	3.5	90.5	90.5	150.5	150.5	23.0
		N Sismey	3	3	1.0	4	4	1.5	6	6	2	7	2.5	4	4	2.0	2	4	4.0	60.0	60.0			
3	Gray Hounds	S Gray	2	3	2.0	4	4	1.0	4	4	3	1	0.5	2	2	1.0	3	4	2.0	42.5	42.5	125.0	125.0	25.5
		T Gray	4	8	4.0	3	4	1.5	7	5	5	5	4.5	10	6	2.0	5	5	3.5	82.5	82.5			
4	Segrob Ceinats	J Borges	2	2	3.5	3	3	1.0	2	3	3	1	0.5	1	1	1.5	4	5	1.5	38.0	38.0	112.5	112.5	12.5
		A Staniec	3	3	1.0	2	4	1.5	4	7	7	5	2.5	9	7	3.5	6	6	3.0	74.5	74.5			
5	Gruesome Twosome	D Kalyan	4	4	2.5	7	7	3.5	7	4	6	6	3.0	5	5	0.5	7	2	1.0	74.5	74.5	106.5	106.5	6.0
		J Kalyan	9	9	4.5	DNS	DNS	DNS	DNS	DNS	4	4	1.5	DNS	DNS	DNS	DNS	DNS	DNS	32.0	32.0			
6	M&S	M Thorpe	8	2	3.0	9	9	3.5	7	5	10	8	1.0	DNS	DNS	DNS	DNS	DNS	DNS	65.5	65.5	99.0	99.0	7.5
		S White	7	5	3.5	2	5	1.0	7	3	DNS	DNS	DNS	DNS	DNS	DNS	DNS	DNS	DNS	33.5	33.5			
7	Barrier Bashers	M Dutson	4	4	1.0	2	3	2.0	6	3	1	2	1.0	2	2	1.0	DNS	DNS	DNS	34.0	34.0	98.0	98.0	1.0
		L Smith	5	5	3.0	6	4	1.0	5	5	1	6	3.0	5	6	2.0	4	2	1.0	64.0	64.0			
8	Goldstar	G Ng	DNS	DNS	DNS	2	2	1.5	2	2	DNS	DNS	DNS	DNS	DNS	DNS	DNS	DNS	DNS	9.5	9.5	79.0	79.0	19.0
		B Whitehouse	3	5	2.5	8	8	3.0	8	8	3	2	1.0	4	4	2.0	5	2	1.0	69.5	69.5			
9	At Whitt's End	S Whittaker	9	7	3.5	DNS	DNS	DNS	4	8	1	1	0.5	7	2	0.5	DNS	DNS	DNS	43.5	43.5	79.0	79.0	0.0
		T Whittaker	3	7	1.5	DNS	DNS	DNS	1	2	3	3	3.5	9	1	1.5	DNS	DNS	DNS	35.5	35.5			
10	Late Comers Racing	C Cooper	1	2	0.5	DNS	DNS	DNS	DNS	DNS	DNS	DNS	DNS	DNS	DNS	DNS	DNS	DNS	DNS	3.5	3.5	61.0	61.0	18.0
		V de Oliveira	5	1	0.5	9	9	4.5	5	1	DNS	DNS	DNS	2	5	2.5	5	6	2.0	57.5	57.5			
11	Nitro Noobs	A Mitro	DNS	DNS	DNS	4	4	3.0	4	4	DNS	DNS	DNS	2	4	2.0	3	4	3.0	37.0	37.0	55.5	55.5	5.5
		D Trantom	DNS	DNS	DNS	DNS	DNS	DNS	DNS	DNS	3	1	0.5	2	2	1.0	3	4	2.0	18.5	18.5			
12	Last Man Standing	C Blake	4	8	2.0	4	2	3.0	3	6	DNS	DNS	DNS	4	4	2.0	DNS	DNS	DNS	42.0	42.0	52.5	52.5	3.0
		L Pateman	DNS	DNS	DNS	2	2	3.5	2	1	DNS	DNS	DNS	DNS	DNS	DNS	DNS	DNS	DNS	10.5	10.5			
13	2 Fast 2 Furious	L Blacker	DNS	DNS	DNS	DNS	DNS	DNS	DNS	DNS	DNS	DNS	DNS	DNS	DNS	DNS	DNS	DNS	DNS	0.0	0.0	48.5	48.5	4.0
		A Smith	3	3	3.5	5	5	2.0	1	3	5	3	2.5	1	3	2.0	2	3	1.5	48.5	48.5			
14	Crash Test Dummies	L Edwards	DNS	DNS	DNS	DNS	DNS	DNS	DNS	DNS	DNS	DNS	DNS	7	7	1.5	DNS	DNS	DNS	15.5	15.5	43.5	43.5	5.0
		D Edwards	5	5	1.5	DNS	DNS	DNS	DNS	DNS	DNS	DNS	DNS	5	7	4.5	DNS	DNS	DNS	28.0	28.0			
15	CD's	J Bowles	5	4	1.5	DNS	DNS	DNS	DNS	DNS	DNS	DNS	DNS	DNS	DNS	DNS	DNS	DNS	DNS	10.5	10.5	43.0	43.0	0.5
		T Mullen	4	2	3.5	5	5	3.0	5	5	DNS	DNS	DNS	DNS	DNS	DNS	DNS	DNS	DNS	32.5	32.5			
16	Crash Team Racing	N Jarram	DNS	DNS	DNS	5	5	2.5	3	5	DNS	DNS	DNS	1	2	0.5	2	3	1.5	30.5	30.5	36.5	36.5	6.5
		J Wardle	2	2	2.0	DNS	DNS	DNS	DNS	DNS	DNS	DNS	DNS	DNS	DNS	DNS	DNS	DNS	DNS	6.0	6.0			
17	Magnetless Racing	S Bradley	3	3	1.5	DNS	DNS	DNS	DNS	DNS	DNS	DNS	DNS	DNS	DNS	DNS	DNS	DNS	DNS	7.5	7.5	7.5	7.5	29.0
		C Hawes	DNS	DNS	DNS	DNS	DNS	DNS	DNS	DNS	DNS	DNS	DNS	DNS	DNS	DNS	DNS	DNS	DNS	0.0	0.0			
18	Joy Riders	D Hughes-Dowd	DNS	DNS	DNS	DNS	DNS	DNS	6	DNS	DNS	DNS	DNS	DNS	DNS	DNS	DNS	DNS	DNS	6.0	6.0	6.0	6.0	1.5
		JJ Hughes-Dowd	DNS	DNS	DNS	DNS	DNS	DNS	DNS	DNS	DNS	DNS	DNS	DNS	DNS	DNS	DNS	DNS	DNS	0.0	0.0			

NASCAR CD Cup 2026 Rnd 5

Pos	Competitor	Monza Banked Friday 30-Jan-26 1	Monza Banked Saturday 31-Jan-26 2	Road America Friday 25-Sep-26 3	Road America Saturday 26-Sep-26 4	Road America Saturday 26-Sep-26 5	Total All Scores	Diff
1	S Goodlip	13.5	21.5	11.0	13.5	21.5	81.0	
2	P Rees	16.5	14.0	15.0	15.0	17.5	78.0	3.0
3	T Gray	10.5	10.5	21.5	10.0	12.0	64.5	13.5
4	V de Oliveira	10.0	18.5	DNS	18.5	15.5	62.5	2.0
5	M Thorpe	22.0	19.0	19.0	DNS	DNS	60.0	2.5
6	N Sismey	12.0	9.5	11.0	12.0	15.0	59.5	0.5
7	S Whittaker	17.0	13.5	13.0	14.5	DNS	58.0	1.5
8	S Gray	8.0	8.0	10.5	9.0	10.0	45.5	12.5
9	T Whittaker	11.5	9.0	9.5	10.5	DNS	40.5	5.0
10	R Booth	8.5	DNS	10.0	9.5	10.5	38.5	2.0
11	L Smith	DNS	DNS	DNS	21.0	13.0	34.0	4.5
12	T Mullen	10.0	10.0	DNS	DNS	DNS	20.0	14.0
13	B Whithouse	DNS	DNS	13.0	DNS	DNS	13.0	7.0
14	J Bowles	11.0	DNS	DNS	DNS	DNS	11.0	2.0
14	S White	DNS	11.0	DNS	DNS	DNS	11.0	0.0
16	K Spink	DNS	8.5	DNS	DNS	DNS	8.5	2.5

See no evil, hear no evil & speak no evil lead the NASCAR Cup Team Group Challenge

NASCAR CD Cup 2026 Team Rnd 5

Pos	Team	Competitor	Monza Banked 30-Jan-26 1	Monza Banked 31-Jan-26 2	Road America 25-Sep-26 3	Road America 26-Sep-26 4	Road America 26-Sep-26 5	Driver All Points	Driver Total Points	Team Total Points	Diff
1	M&S 2	S Goodlip	13.5	21.5	11.0	13.5	21.5	81.0	81.0	175.0	
		M Thorpe	22.0	19.0	19.0	21.0	13.0	94.0	94.0		
2	VictoRees	P Rees	16.5	14.0	15.0	15.0	17.5	78.0	78.0	153.5	21.5
		V de Oliveira	10.0	18.5	13.0	18.5	15.5	75.5	75.5		
3	Gray Hounds	S Gray	8.0	8.0	10.5	9.0	10.0	45.5	45.5	110.0	43.5
		T Gray	10.5	10.5	21.5	10.0	12.0	64.5	64.5		
4	Old Rollers	N Sismey	12.0	9.5	11.0	12.0	15.0	59.5	59.5	106.5	3.5
		R Booth	8.5	8.5	10.0	9.5	10.5	47.0	47.0		
4	At Whitt's End	S Whittaker	17.0	13.5	13.0	14.5	DNS	58.0	58.0	98.5	8.0
		T Whittaker	11.5	9.0	9.5	10.5	DNS	40.5	40.5		
6	CD's	T Mullen	10.0	10.0	DNS	DNS	DNS	20.0	20.0	42.0	56.5
		J Bowles	11.0	11.0	DNS	DNS	DNS	22.0	22.0		

Key: Monza Rnd 2 Steve White subbed for James Bowles, Kev Spink for Richard Booth
Road America Rnd 3 Bill Whitehouse subbed for Victor de Oliveira, Rnd 4 & 5 Liam Smith for Martin Thorpe

Members' Statistics

DHORC Carrera DIGITAL 132 2022 - 2026 Stats 1 - After CD253

Meetings Attended

Pos	Competitor (1st)	No
1	P Rees (18Jan22)	249
1	N Sismey (18Jan22)	249
3	R Booth (18Jan22)	234
3	D Kalyan (21Jun22)	234
5	A Smith (18Jan22)	231
6	S Gray (15Feb22)	225
7	S Goodlip (18Jan22)	220
8	M Thorpe (15Feb22)	212
9	S White (18Jan22)	204
10	T Gray (16Aug22)	194
11	M Dutson (22Mar22)	187
12	L Smith (18Jan22)	182
13	L Blacker (18Jan22)	181
13	J Kalyan (16Aug22)	181
15	S Rankin (23Aug22)	164
16	V de Oliveira (17Nov23)	162
17	D Edwards (18Jan22)	161
18	A Staniec (09May23)	159
19	T Mullen (12Dec23)	151
20	L Edwards (18Jan22)	143
21	D Hughes-Dowd (22Nov22)	138
22	L Pateman (18Jan22)	129
23	JT Hughes-Dowd	120
24	C Cooper (18Jan22)	114
25	D Garbett	113
26	JJ Hughes-Dowd (22Nov22)	95
27	J Borges (18Mar25)	88
28	G Peach	86
29	S Whittaker (07Feb25)	85
30	A Woodhouse (01Aug23)	83
31	J Lamb	81
31	J Woodhouse (19Jan24)	81
33	T Whittaker (17Jun25)	67
34	B Whitehouse (19Jan24)	66
35	R Litherland (17Dec24)	57
36	J Bowles (07Feb25)	56
37	A Mitro (06Jun25)	52
38	D Trantom (04Nov25)	50
39	K Spink (08Apr25)	46
40	N Jarram (14Oct25)	44
41	A Rowland	37
42	S Bradley (21Jan25)	36
43	C Blake (29Nov25)	34
44	G Ng (18Mar25)	32
44	J Wardle (14Oct25)	32
46	J Yates	30
47	G Skipp	28
47	C Bacon	28
49	A Mason (31Jan26)	26
50	C Whitehouse	23
51	M Allsopp	22
52	M Smith	20
52	L Patterson	20
53	J Johnson	19
54	L Hobson (28Nov25)	18
55	C Hawes (04Nov25)	17
56	L Stokes (16Jun26)	15
57	R Goodere (14Apr26)	12
57	M Graham (16Jun26)	12
59	M Farnsworth	10
60	R Hill	9
60	D Russell (25Sep26)	9
62	I Cowlishaw (08Sep26)	8
63	JD Hughes-Dowd	3
64	M Blood (14Apr26)	1
64	M Gretton (14Apr26)	1

Driver Ranking

Pos	▲▼	Competitor	Score
1	1	S Goodlip	2.037
2	1	V de Oliveira	2.333
3		A Smith	5.037
4	1	S White	5.333
5	2	S Whittaker	5.407
6		C Cooper	5.667
7	9	N Sismey	5.815
8	1	T Gray	5.889
9	2	L Smith	6.630
10		T Whittaker	6.852
11	2	M Thorpe	7.037
12	4	K Spink	7.074
13	14	L Hobson	7.815
14	10	P Rees	9.185
15	3	S Bradley	10.667
16	2	L Blacker	12.185
17	17	A Staniec	12.481
18		A Mitro	12.778
19		D Edwards	12.889
20	5	N Jarram	13.185
21	4	J Woodhouse	13.407
22	2	J Wardle	14.259
23	2	T Mullen	14.481
24	2	J Borges	14.667
25	3	J Kalyan	14.889
26	11	D Trantom	15.889
27	4	B Whitehouse	16.259
28	5	A Woodhouse	16.333
29		D Kalyan	16.444
30	6	S Gray	17.704
31		D Russell	17.815
32	2	R Booth	18.037
33	5	J Bowles	18.370
34	3	M Dutson	19.519
35	3	G Ng	19.778
36	5	L Stokes	20.889
37	2	S Rankin	21.259
37	6	A Mason	21.259
39	3	R Goodere	22.652
40		M Graham	23.074
41	3	I Cowlishaw	24.200
42	7	C Blake	25.074
43	1	L Edwards	26.000
RET		A Rowland	6.333
RET		R Litherland	7.667
RET		G Skipp	7.778
RET		D Garbett	7.889
RET		JJ Hughes-Dowd	9.852
RET		M Allsopp	10.000
RET		C Bacon	10.259
RET		D Hughes-Dowd	10.333
RET		J Yates	11.481
RET		J Johnson	11.630
RET		R Hill	11.852
RET		L Pateman	12.074
RET		G Peach	12.185
RET		C Whitehouse	14.296
RET		JT Hughes-Dowd	14.556
RET		C Hawes	14.926
RET		M Blood	16.333
RET		M Smith	17.074
RET		J Lamb	18.222
RET		L Patterson	20.407
RET		M Farnsworth	21.111
RET		JD Hughes-Dowd	21.889
RET		M Gretton	24.000

Race Group Wins

Pos	Competitor	No	CS
1	V de Oliveira	79	(7)
2	M Thorpe	76	(9)
3	S Goodlip	73	(6)
4	P Rees	58	(4)
5	A Smith	56	(6)
6	R Booth	44	(4)
6	A Staniec	44	(17)
8	J Kalyan	37	(4)
8	T Gray	37	(5)
10	S White	35	(3)
11	N Sismey	34	(4)
12	L Blacker	33	(4)
13	D Edwards	32	(9)
14	D Kalyan	31	(5)
15	S Gray	28	(3)
16	L Smith	26	(4)
17	JJ Hughes-Dowd	25	(10)
18	D Garbett	24	(3)
18	A Woodhouse	24	(8)
20	L Edwards	23	(4)
21	R Litherland	22	(5)
21	C Cooper	22	(4)
23	L Pateman	21	(7)
23	M Dutson	21	(3)
25	S Whittaker	20	(3)
26	JT Hughes-Dowd	18	(3)
26	J Woodhouse	18	(3)
28	D Hughes-Dowd	16	(3)
28	J Borges	16	(4)
30	T Mullen	14	(2)
30	T Whittaker	14	(6)
32	G Peach	13	(3)
32	J Lamb	13	(6)
34	A Rowland	11	(4)
34	B Whitehouse	11	(3)
36	G Skipp	9	(4)
36	M Allsopp	9	(3)
36	C Bacon	9	(3)
39	K Spink	8	(6)
39	A Mitro	8	(2)
39	J Bowles	8	(4)
39	D Trantom	8	(5)
43	S Bradley	7	(3)
43	C Blake	7	(2)
45	J Yates	6	
45	L Stokes	6	(4)
47	J Johnson	5	(4)
47	C Whitehouse	5	(4)
49	S Rankin	4	
49	N Jarram	4	
51	G Ng	3	(2)
51	J Wardle	3	(2)
52	C Hawes	2	
52	R Goodere	2	
54	R Hill	1	
54	M Smith	1	
54	M Farnsworth	1	
54	M Blood	1	

(Driver Ranking = Average Position in Qualifying, Final Position & Fastest Lap Over Last 9 club nights)

Orange = No Change, Green = Improvement, Red = Deterioration, White = New, Blue = Retired or not a 2026 Member yet.

DHORC Carrera 2022 - 2026 Stats 2 - After CD 253

Poles				Wins				Fastest Laps			
Pos	Competitor	No	CS	Pos	Competitor	No	CS	Pos	Competitor	No	CS
1	S Goodlip	90	(10)	1	V de Oliveira	65	(7)	1	V de Oliveira	95	(13)
2	V de Oliveira	84	(12)	2	S Goodlip	58	(4)	2	S Goodlip	72	(8)
3	A Smith	43	(9)	3	A Smith	46	(4)	3	A Smith	46	(14)
4	D Garbett	14	(4)	4	S White	28	(3)	4	D Garbett	12	(3)
5	S White	10	(3)	5	D Garbett	19	(3)	5	S White	11	(2)
6	J Lamb	3	(3)	6	M Thorpe	9	(2)	6	L Blacker	3	(2)
6	G Peach	3	(2)	7	N Sismey	6		6	S Whittaker	3	(2)
8	N Sismey	2	(2)	8	G Skipp	5	(4)	8	N Sismey	2	
9	L Pateman	1		8	S Whittaker	5	(2)	8	G Peach	2	
9	G Skipp	1		8	T Gray	5	(2)	10	J Lamb	1	
9	L Blacker	1		11	L Blacker	4	(2)	10	L Pateman	1	
9	P Rees	1		11	P Rees	4		10	JJ Hughes-Dowd	1	
9	A Rowland	1		13	JJ Hughes-Dowd	3	(2)	10	G Skipp	1	
				14	R Litherland	2		10	P Rees	1	
				14	C Cooper	2		10	T Gray	1	
				16	K Spink	1		10	A Rowland	1	
				16	A Rowland	1		10	K Spink	1	
				16	T Whittaker	1					
				16	L Smith	1					

DHORC Carrera Stats 3 - CD 253

Poles Records		Competitor Name	Total	2026
All Time		S Goodlip	90	20
S Goodlip	90	V de Oliveira	84	21
Season		A Smith	43	
V de Oliveira	41	S White	10	3
		N Sismey	2	
		L Blacker	1	
		L Pateman	1	
		P Rees	1	

Wins Records		Competitor Name	Total	2026
All Time		V de Oliveira	65	11
V de Oliveira	65	S Goodlip	58	13
Season		A Smith	46	
V de Oliveira	31	S White	28	9
		M Thorpe	9	4
		N Sismey	6	1
		S Whittaker	5	5
		T Gray	5	3
		L Blacker	4	
		P Rees	4	
		JJ Hughes-Dowd	3	
		C Cooper	2	2
		T Whittaker	1	
		K Spink	1	
		L Smith	1	1

Fastest Laps Records		Competitor Name	Total	2026
All Time		V de Oliveira	95	24
V de Oliveira	95	S Goodlip	72	15
Season		A Smith	46	
V de Oliveira	43	S White	11	2
		L Blacker	3	
		S Whittaker	3	3
		N Sismey	2	
		L Pateman	1	
		P Rees	1	
		T Gray	1	
		JJ Hughes-Dowd	1	
		K Spink	1	

Best DHORC Carrera DIGITAL 132 Position Records 2022 - 2026 - After CD 253

Qualifying

Pos	Competitor	DHORC-CD	Gap	Date
1	V de Oliveira	253	0	26-Sep-26
1	S Goodlip	248	5	26-Sep-26
1	S White	222	31	10-Feb-26
1	A Smith	144	109	07-Feb-25
1	P Rees	86	167	20-Jan-24
1	L Blacker	85	168	20-Jan-24
1	N Sismey	48	205	09-May-23
1	L Pateman	6	247	15-Feb-22
2	T Whittaker	244	9	08-Sep-26
2	S Whittaker	241	12	21-Jul-26
2	S Bradley	201	52	28-Nov-25
2	K Spink	190	63	25-Oct-25
2	T Gray	95	158	16-Apr-24
2	JJ Hughes-Dowd	51	202	13-Jun-23
3	J Borges	234	19	16-Jun-26
3	C Cooper	210	43	20-Jan-26
3	T Mullen	194	59	26-Oct-25
3	L Smith	86	167	20-Jan-24
3	D Hughes-Dowd	79	174	16-Jan-24
3	M Thorpe	19	234	16-Aug-22
4	D Edwards	103	150	08-Jun-24
4	R Booth	57	196	01-Aug-23
5	L Hobson	251	2	26-Sep-26
5	S Gray	125	128	25-Oct-24
5	J Kalyan	95	158	16-Apr-24
5	A Staniec	78	175	16-Jan-24
6	M Dutson	245	8	25-Sep-26
6	C Hawes	199	54	28-Nov-25
6	J Woodhouse	105	148	08-Jun-24
7	J Wardle	243	10	08-Sep-26
7	N Jarram	210	43	20-Jan-26
7	C Blake	206	47	29-Nov-25
8	B Whitehouse	127	126	22-Oct-24
8	D Kalyan	122	131	15-Oct-24
8	L Edwards	25	228	25-Oct-22
9	A Mitro	241	12	21-Jul-26
9	G Ng	203	50	29-Nov-25
9	A Woodhouse	93	160	16-Apr-24
10	S Rankin	40	213	28-May-24
11	J Bowles	207	46	29-Nov-25
13	D Trantom	245	8	25-Sep-26
13	M Graham	245	8	25-Sep-26
13	A Mason	245	8	25-Sep-26
13	L Stokes	245	8	25-Sep-26
13	D Russell	245	8	25-Sep-26
14	R Goodere	244	9	08-Sep-28
18	M Blood	229	24	14-Apr-26
21	I Cowlishaw	251	2	26-Sep-26
25	M Gretton	229	24	14-Apr-26

Final Position

Pos	Competitor	DHORC-CD	Gap	Date
1	S Goodlip	253	0	26-Sep-26
1	N Sismey	252	1	26-Sep-26
1	T Gray	248	5	26-Sep-26
1	M Thorpe	245	8	25-Sep-26
1	S White	244	9	07-Jul-26
1	C Cooper	244	9	08-Sep-26
1	L Smith	243	10	08-Sep-26
1	S Whittaker	242	11	08-Sep-26
1	V de Oliveira	236	17	07-Jul-26
1	A Smith	204	49	29-Nov-25
1	P Rees	194	59	26-Oct-25
1	K Spink	165	88	06-Jun-25
1	L Blacker	86	167	20-Jan-24
1	JJ Hughes-Dowd	54	199	04-Jul-23
2	L Pateman	4	249	15-Feb-22
3	L Hobson	248	5	26-Sep-26
3	J Woodhouse	204	49	29-Nov-25
3	T Mullen	157	96	18-Mar-25
4	A Mitro	242	11	08-Sep-26
4	T Whittaker	202	51	29-Nov-25
4	J Borges	198	55	04-Nov-25
4	S Gray	195	58	26-Oct-25
4	D Edwards	142	111	21-Jan-25
4	R Booth	105	148	08-Jun-24
4	J Kalyan	57	196	01-Aug-23
5	A Woodhouse	249	4	26-Sep-26
5	N Jarram	242	11	08-Sep-26
5	A Staniec	211	42	20-Jan-26
5	C Blake	206	47	29-Nov-25
5	S Bradley	186	67	24-Oct-25
6	D Hughes-Dowd	223	30	10-Feb-26
6	B Whitehouse	150	103	08-Feb-25
6	M Dutson	139	114	17-Dec-24
6	D Kalyan	107	146	08-Jun-24
7	J Bowles	205	48	29-Nov-25
7	L Edwards	73	180	18-Nov-23
8	G Ng	204	49	29-Nov-25
8	C Hawes	201	52	28-Nov-25
9	J Wardle	228	25	14-Apr-26
10	D Russell	252	1	26-Sep-26
11	D Trantom	248	5	26-Sep-26
12	S Rankin	194	59	26-Oct-25
14	L Stokes	245	8	25-Sep-26
16	A Mason	253	0	26-Sep-26
16	M Graham	245	8	25-Sep-26
17	I Cowlishaw	243	10	08-Sep-26
17	R Goodere	240	13	21-Jul-26
20	M Blood	229	24	14-Apr-26
23	M Gretton	229	24	14-Apr-26

Fastest Lap

Pos	Competitor	DHORC-CD	Gap	Date
1	V de Oliveira	253	0	26-Sep-26
1	S Goodlip	247	6	25-Sep-26
1	S Whittaker	244	9	08-Sep-26
1	S White	219	34	31-Jan-26
1	K Spink	195	58	26-Oct-25
1	A Smith	138	115	03-Dec-24
1	L Blacker	86	167	20-Jan-24
1	P Rees	84	169	20-Jan-24
1	JJ Hughes-Dowd	53	200	04-Jul-23
1	N Sismey	46	207	09-May-23
1	L Pateman	5	248	15-Feb-22
2	C Cooper	239	14	21-Jul-26
2	J Borges	208	45	02-Dec-25
2	S Bradley	200	53	28-Nov-25
2	L Smith	85	168	20-Jan-24
3	T Whittaker	219	34	31-Jan-26
3	D Edwards	166	87	07-Jun-25
3	M Thorpe	140	113	17-Dec-24
3	T Gray	125	128	25-Oct-24
3	D Hughes-Dowd	78	175	16-Jan-24
4	T Mullen	155	98	18-Mar-25
4	S Gray	140	113	17-Dec-24
5	J Woodhouse	242	11	08-Sep-26
5	C Blake	206	47	29-Nov-25
6	L Hobson	249	4	26-Sep-26
6	C Hawes	207	46	29-Nov-25
6	M Dutson	103	150	08-Jun-24
6	L Edwards	72	181	18-Nov-23
6	R Booth	36	217	17-Jan-23
7	A Staniec	252	1	26-Sep-26
7	N Jarram	243	10	08-Sep-26
7	A Mitro	211	42	20-Jul-26
7	B Whitehouse	192	61	25-Oct-25
7	D Kalyan	146	107	07-Feb-25
7	J Kalyan	69	184	17-Nov-23
8	G Ng	204	49	29-Nov-25
9	A Woodhouse	249	4	26-Sep-26
9	J Bowles	206	47	29-Nov-25
10	S Rankin	195	58	26-Oct-25
11	M Blood	229	24	14-Apr-26
11	J Wardle	187	66	24-Oct-25
12	D Trantom	247	6	25-Sep-26
13	D Russell	253	0	26-Sep-26
14	M Graham	246	7	25-Sep-26
15	R Goodere	243	10	08-Sep-26
19	A Mason	252	1	26-Sep-26
20	I Cowlishaw	252	1	26-Sep-26
20	L Stokes	244	9	08-Sep-26
24	M Gretton	229	24	14-Apr-26

Distance Covered in 2026 DHORC Carrera Digital Championship After Round 44

Pos	Competitor	Laps	Feet	Feet / Race	Miles	Races
1	T Gray	2,409.2	349,821	8,532	66.3	41
2	L Smith	2,394.5	346,841	7,883	65.7	44
3	A Smith	2,329.2	337,614	8,234	63.9	41
4	N Sismey	2,297.4	334,869	7,973	63.4	42
5	S Goodlip	2,251.8	332,337	8,746	62.9	38
6	P Rees	2,263.3	327,548	7,799	62.0	42
7	D Kalyan	2,167.8	313,979	7,476	59.5	42
8	J Borges	2,109.8	302,908	6,884	57.4	44
9	S White	2,082.5	300,741	8,593	57.0	35
10	S Gray	2,073.5	300,438	7,328	56.9	41
11	A Staniec	2,012.2	294,730	7,368	55.8	40
12	T Whittaker	1,926.0	277,003	7,914	52.5	35
13	M Thorpe	1,873.7	273,403	8,285	51.8	33
14	R Booth	1,828.6	265,826	7,384	50.3	36
15	V de Oliveira	1,718.0	255,332	8,511	48.4	30
16	S Whittaker	1,707.9	250,547	8,352	47.5	30
17	T Mullen	1,622.3	236,848	7,402	44.9	32
18	D Trantom	1,735.7	235,269	6,535	44.6	36
19	J Kalyan	1,693.7	233,878	7,544	44.3	31
20	A Mitro	1,535.0	223,951	7,722	42.4	29
21	S Rankin	1,538.4	218,934	6,634	41.5	33
22	C Blake	1,442.7	216,765	7,475	41.1	29
23	C Cooper	1,540.6	214,161	7,932	40.6	27
24	A Mason	1,487.9	213,121	6,660	40.4	32
25	M Dutson	1,366.1	206,261	7,112	39.1	29
26	N Jarram	1,361.9	199,511	7,674	37.8	26
27	D Edwards	1,367.2	187,977	7,230	35.6	26
28	L Blacker	1,376.7	185,302	7,721	35.1	24
29	J Bowles	1,267.0	177,022	7,376	33.5	24
30	J Wardle	1,077.9	146,640	6,983	27.8	21
31	B Whitehouse	834.2	139,828	8,225	26.5	17
32	A Woodhouse	1,030.6	138,300	7,279	26.2	19
33	L Edwards	1,005.5	131,068	6,241	24.8	21
34	J Woodhouse	917.3	122,578	7,210	23.2	17
35	L Stokes	756.1	100,018	6,668	18.9	15
36	D Hughes-Dowd	571.2	82,887	8,289	15.7	10
37	M Graham	565.3	74,582	6,215	14.1	12
38	R Goodere	586.7	74,019	6,168	14.0	12
39	L Hobson	504.4	73,264	8,140	13.9	9
40	K Spink	367.6	72,111	9,014	13.7	8
41	JJ Hughes-Dowd	486.9	68,046	7,561	12.9	9
42	D Russell	431.4	62,661	6,962	11.9	9
43	L Pateman	359.6	61,326	7,666	11.6	8
44	G Ng	199.8	39,194	7,839	7.4	5
45	S Bradley	122.2	23,971	7,990	4.5	3
46	I Cowlishaw	303.5	18,803	2,350	3.6	8
47	C Hawes	135.2	18,421	6,140	3.5	3
48	M Blood	27.1	3,157	3,157	0.6	1
49	M Gretton	26.2	3,052	3,052	0.6	1
Pos	Competitor	63,089.3	9,066,860.1	7,254	1,717.2	1,200

Next Circuit

Where Do We Race Next?

What Are The Records?

Who Has Been On The Podium?

Circuit History

Euromarque Motorsport Park (often referred to as **Ruapuna)** is a permanent motor racing circuit owned and operated by the Canterbury Car Club Inc on land leased from the Christchurch City Council. It is located at 107 Hasketts Road in Templeton, 13-kilometre (8.1 mi) west of Christchurch, New Zealand. It was opened as Ruapana Park in 1963, and between 2004 and 2013 was known as Powerbuilt Raceway at Ruapuna Park. Mike Pero joined the circuit as title sponsor from 2013–2023, as Mike Pero Motorsport Park. In the early parts of February 2023, the sponsorship deal was over, and Euromarque became the new title sponsor.

The track also features a drag strip, pit garages, racing school, speedway circuit and even a radio controlled car circuit. There are a number of configurations of the circuit with licences from FIA Grade 3 to National grades 1, 2 and 3.

The track was opened in November 1963. The circuit was a fairly simple sealed surface road course, at just a mile in length and comprising essentially a flat tri-oval with an extended main straight down to a hairpin bend. In 1976 the main straight was widened and a staging area added to allow drag racing to take place. The biggest change in the circuit's history came in 1993 when it was extended to 3.330 km (2.069 mi), along with other renovations.

Ruapuna (New Zealand)

Previous Results

				1st	2nd	3rd
DHORC-CD 224	17-Mar	2026	146'11"	M Thorpe	C Cooper / V de Oliveira	
DHORC-CD 225	17-Mar	2026	146'11"	S White	V de Oliveira	M Thorpe
DHORC-CD 226 (SR05)	17-Mar	2026	146'11"	V de Oliveira	M Thorpe	S White
DHORC-CD 254	13-Oct	2026	146'11"			
DHORC-CD 255	13-Oct	2026	146'11"			
DHORC-CD 256 (SR15)	13-Oct	2026	146'11"			

Circuit Records — Lap Length 146'11"

Qualifying / Fastest Lap		
GT	V de Oliveira	17Mar26
	8.770 secs (11.421 mph)	

Race Laps (15 Mins)		
GT	V de Oliveira	17Mar26
	80.1 Laps	

Race Laps (5 Mins)		
GT	V de Oliveira	17Mar26
	31.3 Laps	

Evening Group Points		
GT	J Kalyan	17Mar26
	22.0 Points	

Sprint Races

Carrera DIGITAL

Carrera DIGITAL 132

Ruapuna Park - Best Off Chart

dhorc Carrera DIGITAL 132 SmartRace Ruapuna Park International Raceway

Qualifying / Fastest Lap

Pos	Competitor	Fastest	MPH	Date
1	V de Oliveira	8.770	11.421	17-Mar-26
2	S White	9.112	10.992	17-Mar-26
3	S Goodlip	9.167	10.926	17-Mar-26
4	C Cooper	9.781	10.240	17-Mar-26
5	N Sismey	9.852	10.166	17-Mar-26
5	S Whittaker	9.852	10.166	24-Feb-26
7	JJ Hughes-Dowd	9.906	10.111	17-Mar-26
8	M Thorpe	9.964	10.052	17-Mar-26
9	T Whittaker	9.976	10.040	17-Mar-26
10	A Smith	9.977	10.039	17-Mar-26
11	J Kalyan	9.985	10.031	17-Mar-26
12	T Gray	10.045	9.971	24-Feb-26
13	L Blacker	10.055	9.961	17-Mar-26
14	T Mullen	10.075	9.941	17-Mar-26
15	D Hughes-Dowd	10.116	9.901	17-Mar-26
16	L Smith	10.155	9.863	24-Feb-26
17	J Borges	10.374	9.655	17-Mar-26
18	A Mitro	10.453	9.582	17-Mar-26
19	D Edwards	10.491	9.547	17-Mar-26
20	C Blake	10.545	9.498	17-Mar-26
21	J Woodhouse	10.552	9.492	17-Mar-26
22	N Jarram	10.611	9.439	17-Mar-26
23	A Woodhouse	10.745	9.321	17-Mar-26
24	J Wardle	10.763	9.306	17-Mar-26
25	A Staniec	10.847	9.234	17-Mar-26
26	R Booth	10.860	9.223	17-Mar-26
27	M Dutson	11.004	9.102	24-Feb-26
28	P Rees	11.009	9.098	17-Mar-26
29	J Bowles	11.150	8.983	17-Mar-26
30	D Kalyan	11.158	8.976	24-Feb-26
31	S Rankin	11.177	8.961	24-Feb-26
32	D Trantom	11.188	8.952	24-Feb-26
33	A Mason	11.741	8.531	17-Mar-26

Race Laps 15-mins Endurance

Pos	Competitor	Laps	Date
1	V de Oliveira	80.1	17-Mar-26
2	S White	79.2	17-Mar-26
3	M Thorpe	78.5	17-Mar-26
4	S Goodlip	76.5	17-Mar-26
5	JJ Hughes-Dowd	75.7	17-Mar-26
6	L Smith	75.1	17-Mar-26
7	D Hughes-Dowd	74.5	17-Mar-26
8	C Cooper	74.3	17-Mar-26
9	T Gray	73.6	17-Mar-26
9	T Mullen	73.6	17-Mar-26
11	J Kalyan	72.6	17-Mar-26
12	L Blacker	72.4	17-Mar-26
13	N Sismey	72.1	17-Mar-26
14	A Smith	71.7	17-Mar-26
15	C Blake	70.8	17-Mar-26
16	A Mitro	70.6	17-Mar-26
17	J Woodhouse	69.7	17-Mar-26
17	R Booth	69.7	17-Mar-26
19	T Whittaker	68.5	17-Mar-26
20	J Wardle	68.1	17-Mar-26
21	A Staniec	67.2	17-Mar-26
22	N Jarram	66.7	17-Mar-26
23	D Edwards	64.8	17-Mar-26
24	J Borges	64.5	17-Mar-26
25	A Woodhouse	63.5	17-Mar-26
26	M Dutson	63.0	17-Mar-26
27	J Bowles	62.2	17-Mar-26
28	A Mason	61.6	17-Mar-26
29	D Trantom	61.5	17-Mar-26
30	S Rankin	51.5	17-Mar-26

Race Laps 5-mins Sprint

Pos	Competitor	Laps	Date
1	V de Oliveira	31.3	17-Mar-26
2	S White	29.4	17-Mar-26
3	S Goodlip	29.2	17-Mar-26
4	M Thorpe	29.1	17-Mar-26
5	C Cooper	28.1	17-Mar-26
6	JJ Hughes-Dowd	27.9	17-Mar-26
7	A Smith	27.3	17-Mar-26
8	C Blake	26.7	17-Mar-26
9	S Whittaker	26.6	17-Mar-26
10	L Blacker	26.5	17-Mar-26
11	L Smith	26.4	17-Mar-26
12	A Mitro	26.3	17-Mar-26
13	D Hughes-Dowd	25.9	17-Mar-26
13	T Whittaker	25.9	17-Mar-26
15	J Kalyan	25.7	17-Mar-26
15	A Staniec	25.7	17-Mar-26
17	R Booth	25.1	17-Mar-26
18	J Woodhouse	24.7	17-Mar-26
19	N Sismey	24.5	17-Mar-26
20	A Woodhouse	24.3	17-Mar-26
21	D Kalyan	24.2	17-Mar-26
22	T Mullen	23.7	17-Mar-26
23	N Jarram	23.5	17-Mar-26
24	P Rees	23.3	17-Mar-26
25	M Dutson	23.2	17-Mar-26
26	J Bowles	23.0	17-Mar-26
27	T Gray	22.7	17-Mar-26
28	D Trantom	22.2	17-Mar-26
29	J Borges	21.8	17-Mar-26
30	J Wardle	21.1	17-Mar-26
31	S Rankin	20.0	17-Mar-26
32	A Mason	18.5	17-Mar-26

https://dhorc.co.uk/wp-content/uploads/2025/12/DHORC-Rules-Regs-2026-1.pdf

Item	Part Number	Price
Carrera Digital braids (x2)	n/a	£3.00
Carrera Digital Guide Blade	n/a	£1.25
PSR Motor with Gubbins	PSR-AC6	£6.00
m2 x 3mm Grub Screw (x2)	n/a	£0.50
m2.5 x 3mm Grub Screw	n/a	£0.50
m2.6 x 6mm body screws (x4)	n/a	£0.50
9 tooth Pinion Plastic	n/a	£0.50
9 tooth Pinion Brass	n/a	£1.00
27tooth crown gear	GI27-Bz	£7.50
54mm Axle	PA01-54	£1.50
Brass Axle Bushing (x2)	PA-68	£4.00
mixed bag of 30 washers/ spacers	n/a	£1.00
Axle Kit	kk07c	£16.00
Reworked Braids (x2)	n/a	£1.00
3d printed resin wheels 15.8x8mm (x2)	RLW132158	£2.00
3d printed resin wheels 16.3x10mm (x2)	RLW132163	£2.00
3d printed resin wheels 16.8x10mm (x2)	RLW132168	£2.00
3d printed resin wheels 17.3x10mm (x2)	RLW132173	£2.00
3d printed resin wheels 17.8x10mm (x2)	RLW132178	£2.00
Plastic Wheels 15.8x8.2mm (x2)	SIW15808215P	£2.00
Plastic Wheels 17.3x8.2mm (x2)	SIW17308215P	£2.00
Plastic Wheels 17.3x10mm (x2)	SIW17310005P	£2.00
Aluminium Wheels 15.8x8.2mm (x2)	SIW15808215A	£7.00
Aluminium Wheels 17.3x8.2mm (x2)	SIW17308215A	£7.00
Aluminium Wheels 17.3x9.75mm (x2)	SIW17309715A	£7.00
Aluminium Wheels 15.9x8.5mm (x2)	SP021120	£7.00

Derby HO Racing Club
www.dhorc.co.uk
dhorc
Home of HO Le Mans
Carrera DIGITAL

RAZORLITE Urethane Tyres (Sizes Available)

16x11, 5x1 RLT13201	19.5x11, 6x1.5 RLT13215	Policar Monoposto Scaleauto F1 Rear RLT13228
17x11, 5x1 RLT13202	20x11, 5x1 RLT13216	20.25x11, 5x1 RLT13229
17.5x11, 5x1 RLT13203	20x11, 5x1.5 RLT13217	19x10, 5x1.5 RLT13230
18x11, 5x1 RLT13204	20x11, 6x1 RLT13218	19x10, 6x1 RLT13231
19x10, 5x1 RLT13205	20x11, 6x1.5 RLT13219	19x10, 6x1.5 RLT13232
19x11, 5x1 RLT13206	20x12, 5x1 RLT13220	19.75x11, 5x1 RLT13233
19x11, 6x1 RLT13207	20x12, 6x1 RLT13221	19.75x11, 5x1.5 RLT13234
19x11, 6x1.5 RLT13208	20.5x11, 5x1 RLT13222	19.75x11, 6x1 RLT13235
19x12, 5x1 RLT13209	21x11, 5x1 RLT13223	19.75x11, 6x1.5 RLT13236
19.5x10, 5x1.5 RLT13210	21x12, 5x1 RLT13224	21x11, 6x1.5 RLT13237
19.5x10, 6x1.5 RLT13211	21.5x11, 5x1 RLT13225	20.5x11.5, 6x1.5 RLT13238
19.5x11, 5x1 RLT13212	Carrera F1 Rear RLT13226	20.75x11.5, 6x1.5 RLT13239
19.5x11, 5x1.5 RLT13213	Carrera Porsche 917 Rear RLT13227	
19.5x11, 6x1 RLT13214		

HighLighted Ones Available in the DHORC Club Spares Box
Any other Sizes Listed Available to order

RAZORLITE Rear Wheel & Tyre Guide

Front Wheel & Tyre Guide

Car GT Models	Carrera Wheels	Alternative Some Truing Req	Aftermarket 17.2/3mm wheel	Alternative Some Truing Req	Carrera Wheels	Aftermarket 15.8/9mm wheel
Aston Martin	RLT13234	RLT13217	RLT13212	RLT13233	RLT13230	RLT13205
Audi R8 LMS	RLT13213	RLT13234	RLT13233	RLT13220	RLT13230	RLT13205
Audi R8 LMS Evo2	RLT13213	RLT13234	RLT13233	RLT13220	RLT13230	RLT13205
BMW M4	RLT13230	RLT13213	RLT13212	RLT13233	RLT13230	RLT13205
BMW M6	RLT13213	RLT13234	RLT13233	RLT13220	RLT13230	RLT13205
Corvette C7r	RLT13213	RLT13234	RLT13233	RLT13220	RLT13230	RLT13205
Corvette C8r	RLT13213	RLT13234	RLT13233	RLT13220	RLT13230	RLT13205
Ferrari 488	RLT13208*	RLT13215	RLT13212*	RLT13233	RLT13230	RLT13205
Ford GT	RLT13213	RLT13234	RLT13233	RLT13220	RLT13230	RLT13205
McLaren 720s	RLT13234	RLT13217	RLT13233	RLT13220	RLT13230	RLT13205
Mercedes AMG	RLT13234	RLT13217	RLT13233	RLT13220	RLT13230	RLT13205
Porsche 911 RSR	RLT13213	RLT13234	RLT13233	RLT13220	RLT13230	RLT13205
X-Bow	RLT13208**	RLT13215	RLT13212*	RLT13233	RLT13230	RLT13205
Lamborghini Huracan	RLT13238	RLT13239	RLT13223	RLT13224	RLT13230	RLT13205
DTM Models						
Audi	RLT13234	RLT13217	RLT13212	RLT13233	RLT13230	RLT13205
BMW	RLT13234	RLT13217	RLT13212	RLT13233	RLT13230	RLT13205
Mercedes	RLT13234	RLT13217	RLT13212	RLT13233	RLT13230	RLT13205

* Some slight truing of tyres still required ** Recommend truing the Carrera hub before installing tyres

Item	Part Number	Price
Aluminium Wheels 16.9x8.5mm (x2)	SP021144	£7.00
Aluminium Wheels 16.9x10mm (x2)	SP021148	£7.00
Aluminium Wheels 17.2x10mm (x2)	SP021152	£7.00
Urethane Tyres (x2) - 19x10x5x1	RLT13205	£3.00
Urethane Tyres (x2) - 19x10x5x1.5	RLT13230	£3.00
Urethane Tyres (x2) - 19x11x6x1.5	RLT13208	£3.00
Urethane Tyres (x2) - 19.5x11x5x1	RLT13212	£3.00
Urethane Tyres (x2) - 19.5x11x5x1.5	RLT13213	£3.00
Urethane Tyres (x2) - 19.5x11x6x1.5	RLT13215	£3.00
Urethane Tyres (x2) - 19.75x11x5x1	RLT13233	£3.00
Urethane Tyres (x2) - 19.75x11x5x1.5	RLT13234	£3.00
Urethane Tyres (x2) - 20x11x5x1.5	RLT13217	£3.00
Urethane Tyres (x2) - 20x12x5x1	RLT13220	£3.00
Urethane Tyres (x2) - 20.5x11.5x6x1.5	RLT13238	£3.00
Urethane Tyres (x2) - 20.75x11.5x6x1.5	RLT13239	£3.00
Urethane Tyres (x2) - 21x11x5x1	RLT13223	£3.00
Urethane Tyres (x2) - 21x12x5x1	RLT13224	£3.00
Urethane Tyres (x2) - 21.5x11x5x1	RLT13225	£3.00
Urethane Tyres (x2) - 21x11x5x1.5	RLT13241	£3.00
Urethane Tyres (x2) - 22x10x8x1.5	RLT13240	£3.00
Urethane Tyres (x2) - 23x10x5x1	RLT13242	£3.00
Urethane Tyres (x2) - 20x13x5x1	RLT13243	£3.00
Urethane Tyres (x2) - 21x13x5x1	RLT13244	£3.00
Urethane Tyres (x2) - 20x13x6x1	RLT13245	£3.00
Urethane Tyres (x2) - 21x13x6x1	RLT13246	£3.00

Where is DHORC?

Derby HO Racing Club

dhorc

TOMY AFX TYCO

Carrera DIGITAL

www.dhorc.co.uk

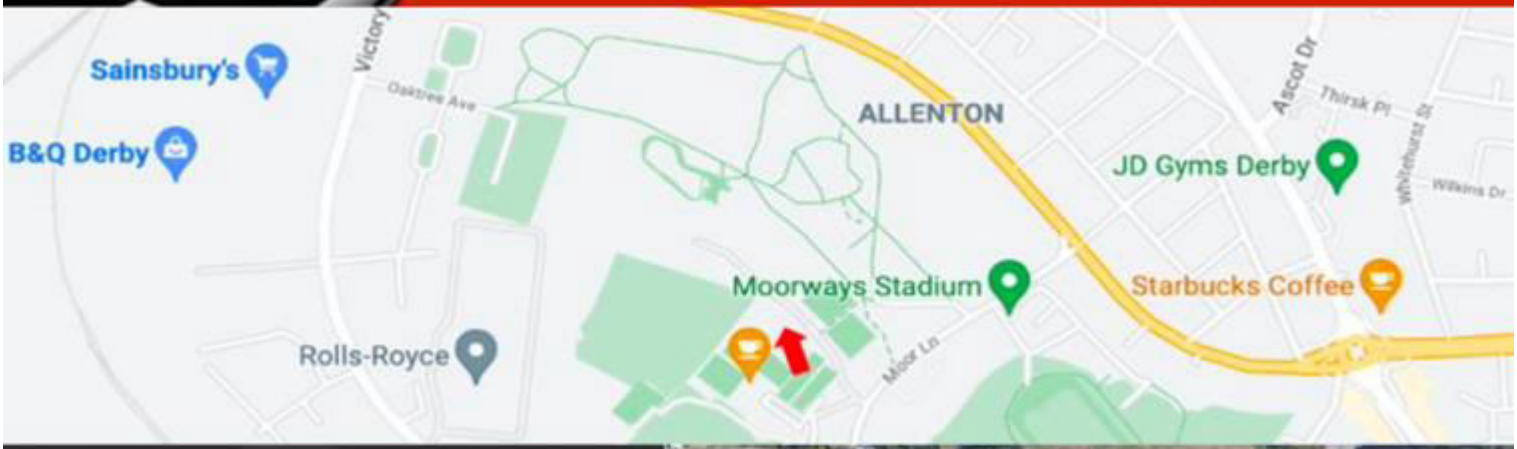

Derby Leisure and Events

Derby Leisure & Events
Moor Lane, Allenton,
Derby, DE24 9HY

Nick Sismey
sismey80@hotmail.co.uk
07984339192